

COMMUNITY BENEFITS AGREEMENT COMPLIANCE REPORT

4th Quarter 2018

Prepared for:



Prepared by:

Casamar Group, LLC.

23335 Alamos Lane ■ Newhall, CA 91321
Phone: (661) 254-2373 ■ Fax (661) 253-0549

COMMUNITY BENEFITS AGREEMENT (CBA) COMPLIANCE REPORT

TABLE OF CONTENTS

1. Introduction.....	1
2. CBA Goals: Local Hire – Employment of District Residents.....	2
2.1 Local Hire/Employment of District Residents.....	2
2.1.1 Local Worker Utilization (Overall).....	2
2.1.2 Results for ACTIVE CBA PROP. R PROJECTS	2
2.1.3 Results <i>COMBINED PROJECTS</i> / PROP. R SUMMARY TO-DATE	3
Results <i>NON-CBA</i> PROP. R PROJECTS SUMMARY TO-DATE	4
2.1.4 Results COMPARISION FROM LAST QUARTER	5
2.1.5 Worker Utilization per Bid Package/Contract.....	10
Table 1.1: Emergency Generator.....	10
Table 1.2: Fire Alarm Network Integration.....	10
Table 1.3: Math Science Engineering.....	11
Table 1.4: National City-Higher Education Complex.....	12
Table 1.5: Wellness Aquatics 1&2 Workforce Utilization Summary	12
Table 1.6: PACC Workforce Utilization Summary	14
2.1.6 Union Referrals / Local Worker Utilization (by Craft)	14
3. Apprenticeship Utilization / Training & Employment of District Residents	17
4. Prevailing Wage / Labor Compliance.....	18

EXHIBIT 1: Workforce Utilization Reports (per Project)

1 Introduction

Effective December 12, 2013, the Southwestern Community College District (District) passed the Community Benefits Agreement (CBA) for construction and major rehabilitation projects funded by Proposition R. It is the explicit understanding and intention of the Parties to the CBA to use opportunities provided by the extensive amount of Project work to identify and promote the interest and involvement of District residents in the construction industry, such as assisting residents in entering the construction trades and through utilization of the apprenticeship programs, providing training opportunities for those residents and other individuals wishing to pursue a career in construction. Furthermore, the Parties to the CBA also understand that the District seeks to place a strong emphasis on the utilization of local small business enterprises on the Project work, whereby each Party shall employ demonstrable efforts to encourage utilization in effort to achieve such goals.

Casamar Group LLC. entered into a contract with the District to monitor and enforce contractor's compliance with the State prevailing wage and Community Benefits Agreement (CBA) requirements. As an extension to the Southwestern Bond Program Management Team, Casamar Group, LLC. has prepared this quarterly compliance report based upon the CBA-applicable project contractor's meeting the contract's CBA established goals and requirements for all projects that have been subject to the CBA to-date.

2 CBA GOALS

2.1 LOCAL HIRE GOAL – EMPLOYMENT OF DISTRICT RESIDENTS (CBA §5.5)

In recognition of the Southwestern College’s mission to serve the community, the Unions and contractors have agreed, by having executed the Letter of Assent and/or being signatory to the CBA, that District residents shall be *first* referred for any work associated with journeyman, apprentice, or other positions for utilization on SWC construction project work.

CBA GOAL:

- **IT IS THE PARTIES GOAL THAT NINETY (90%) PERCENT OF THE POSITIONS FOR PROJECT WORK FOR A PARTICULAR CONTRACTOR (INCLUDING THE CONTRACTOR’S “CORE EMPLOYEES”) BY CRAFT, HAVE BEEN FILLED WITH RESIDENTS OF SAN DIEGO COUNTY**
- **OF THE 90%, THIRTY-FIVE (35%) PERCENT SHOULD BE RESIDENTS WITHIN THE DISTRICT (DETERMINED BY COUNTY AND DISTRICT ZIP CODES)**

In effort to meet the local hire initiative, the Program Management Team and its Project Labor Coordinator work with the Unions and contractors to ensure local District and County residents are utilized upon construction project work. In turn, contractors have evidenced cooperation by utilizing and requesting the dispatch of local residents onto District projects. Based on the District project contractor’s submittal of certified payroll records, the number of local residents working on District projects has been assessed for all work on each Project subject to the requirements contained in the CBA. Workforce utilization statistical data for each specific sub-contractor may be found in EXHIBIT 1.

2.1.1 LOCAL WORKER UTILIZATION (OVERALL)

The most recent Prop R Projects¹ have created 3051 construction-related positions for San Diego County residents—and 887 positions for local district residents.

- San Diego **County**: 3051 of 3874 available positions filled by County residents (**79%**)
- SWC **District**: 887 of these 3051 positions filled by residents of the District (**29%**)

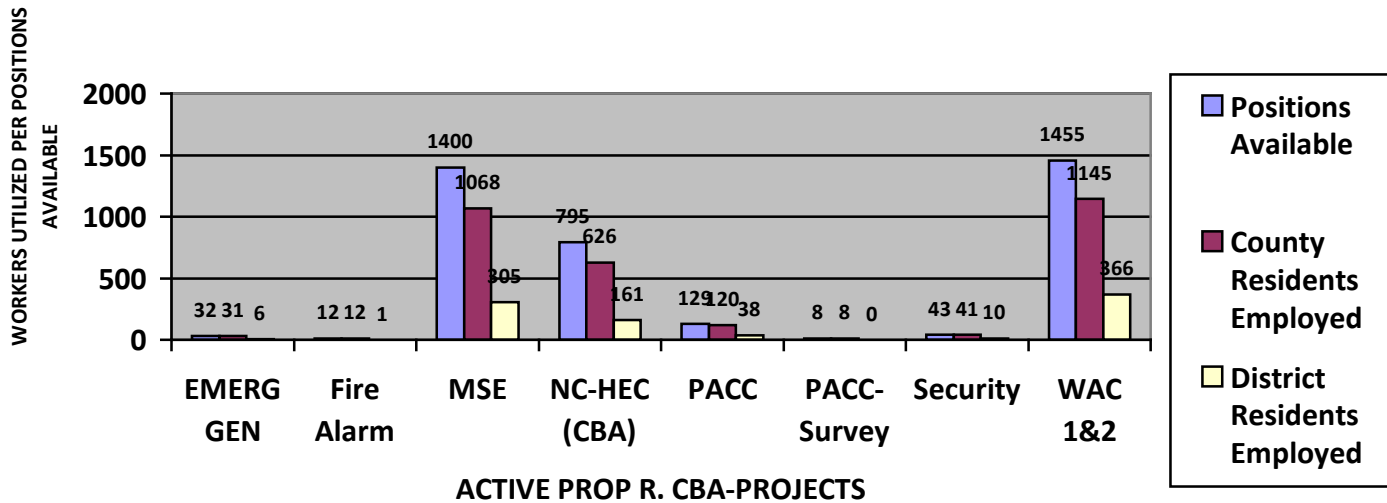
2.1.2 RESULTS: ACTIVE PROJECTS

Active Projects	Positions Available	Positions County Residents	% of Positions County Residents	Positions District Residents	% of Positions District Residents
Emergency Generator (GC: CVE)	32	31	97%	6	19%
Fire Alarm Network Integration Upgrade (GC: CVE)	12	12	100%	1	8%

¹ Includes positions from the following CBA projects: Performing Arts & Cultural Center; Fire Alarm Network Integration; Emergency Generators; Electrical Distribution 1617-230; Utility Infrastructure & Hydro Pipe 1617-2022R; Math Science Engineering; National City HEC; Wellness & Aquatics Center; Electrical Infrastructure; Pipe Loop; Wireless Upgrades; Blue Light. Does not include the Central Plant & Field House, which were prior to the start of the CBA program.

Math Science Engineering Building <i>(GC: Rudolph & Sletten)</i>	1400	1068	76%	305	29%
National City Higher Education Center <i>(GC: Sundt)</i>	795	626	79%	161	26%
Performing Arts & Cultural Center <i>(GC: Rudolph & Sletten)</i>	129	120	93%	38	32%
Performing Arts & Cultural Center <i>(Survey contract)</i>	8	8	100%	0	0%
Security Complex <i>(GC: Balfour Beatty)</i>	43	41	95%	10	24%
Wellness Aquatics Increment 1 & 2 <i>(GC: Balfour Beatty)</i>	1455	1145	79%	366	32%
SUBTOTAL FOR ACTIVE CBA-PROJECTS (LISTED ABOVE):	3874	3051	79%	887	29%

LOCAL RESIDENT EMPLOYMENT ON PROP. R CBA PROJECTS



2.1.3 RESULTS: COMBINED SUMMARY TO-DATE

Projects	Positions Available	Positions	% of Positions	Positions	% of Positions
		County Residents	County Residents	District Residents	District Residents
Emergency Generator <i>(GC: Chula Vista Electric)</i>	32	31	97%	6	19%
Fire Alarm Network Integration Upgrade <i>(GC: CVE)</i>	12	12	100%	1	8%
Math Science Engineering Building <i>(GC: Rudolph & Sletten)</i>	1400	1068	76%	305	29%

National City – Higher Ed Center (GC: Sundt) [COMPLETED Q4 2018]	795	626	79%	161	26%
Performing Arts & Cultural Center (GC: Rudolph & Sletten)	129	120	93%	38	32%
Performing Arts & Cultural Center (Survey contract)	8	8	100%	0	0%
Security Complex (GC: Balfour Beatty)	43	41	95%	10	24%
Wellness Aquatics Increment 1&2 (GC: Balfour Beatty) [COMPLETED Q4 2018]	1455	1145	79%	366	32%
Utility Infrastructure and Hydronic Pipe Extension 1617-2022R (GC: CCL) [COMPLETED]	84	46	55%	4	9%
Electrical Distribution Upgrade Project 1617-230 [COMPLETED] (GC: Chula Vista Electric)	35	35	100%	10	29%
Blue Light (GC: Steiny) [COMPLETED]	51	46	90%	14	30%
Electrical Infrastructure (GC: Southern Contracting) [COMPLETED]	16	9	56%	1	11%
MS4 Pipe Loop Extension & Landscape (GC: Peltzer Plumbing) [COMPLETED]	91	74	81%	17	23%
Wireless Upgrade [COMPLETED] (GC: Chula Vista Electric)	24	23	96%	5	22%
COMBINED SUMMARY TO-DATE:	4175	3284	79%	938	29%

NON-CBA PROP. R PROJECT SUMMARY

The CBA contains provisions for CBA-exclusion for certain contracts that qualify for exemption. Certain Proposition R contracts² that were *not subject to the terms of conditions of the CBA* were excluded from the local-resident hiring goals, which include:

- BAS Consolidation Extension & Upgrade
- Building 210 Data Room UPS (1718-2025R)
- Dance Room
- Math Science & Engineering BPs 08, 09, 11, 26
- National City BPs 1 thru 4, BP 6, BP 10, BP 11, BP 14, BP 18, BP 25, BP 27
- Performing Arts Center Complex- (CTE) Soils/Geotech contract
- Relocatable Buildings WAC - On Call Geotech Testing
- Sewer Line Infrastructure Project (1617-2020R)
- Structural Repairs
- Temporary Parking Lot 1718-2029R
- Wellness Aquatics - On Call Civil Engineering Consultants (Surveying & Geotech)
- Wellness Aquatics Increment 2 _ BP 21-2 - Pools and Equipment

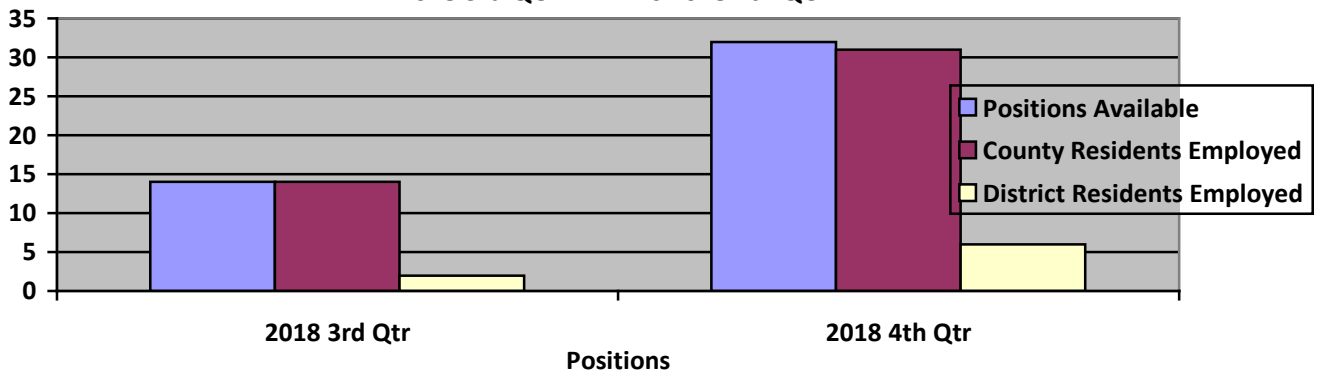
The following assessment exemplifies the local hire utilization upon these Proposition R funded contracts that were *not subject* to the CBA:

Projects	Positions Available	Positions County Residents	% of Positions County Residents	Positions District Residents	% of Positions District Residents
CONTRACTS NOT-SUBJECT TO CBA:	786	457	58%	96	21%

2.1.4 RESULTS: COMPARISON FROM LAST QUARTER (ACTIVE PROJECTS)

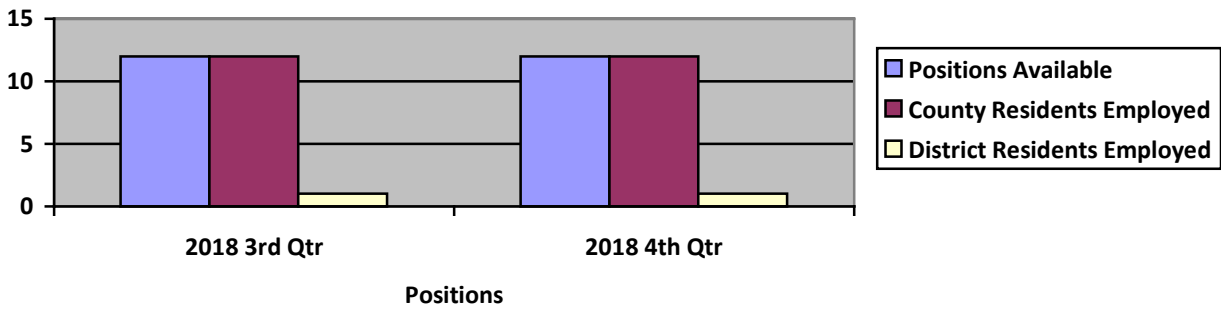
EMERGENCY GENERATOR					
Project	Positions Available	Positions County Residents	% of Positions County Residents	Positions District Residents	% of Positions District Residents
Emergency Generator (GC: CVE) 2018 3 rd Qtr Data	Q3: 2018 14	Q3: 2018 14	Q3: 2018 100%	Q3: 2018 2	Q3: 2018 14%
Emergency Generator (GC: CVE) 2018 4 th Qtr Data	Q4: 2018 32	Q4: 2018 31	Q4: 2018 97%	Q4: 2018 6	Q4: 2018 19%
COMPARISON RESULTS:	Increased Positions: 18	Increased Positions to County Residents: 17	Decrease % of Positions provided to County Residents by: 3%	Increased Positions to District Residents: 4	Increased % of Positions provided to District Residents by: 5%

EMERGENCY GENERATOR EMPLOYMENT
2018 3rd QUARTER vs 2018 4th QUARTER



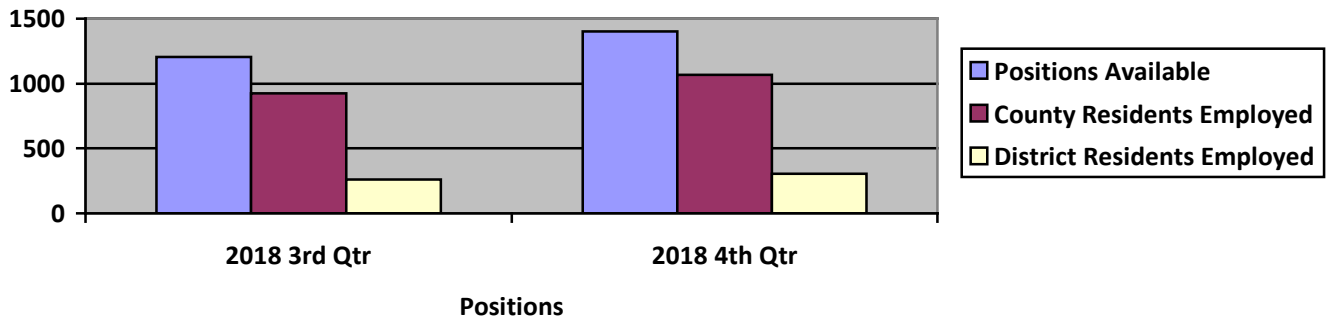
FIRE ALARM NETWORK INTEGRATION					
Project	Positions Available	Positions	% of Positions	Positions	% of Positions
		County Residents	County Residents	District Residents	District Residents
Fire Alarm Network Integration (GC: CVE) 2018 3 rd Qtr Data	Q3: 2018 12	Q3: 2018 12	Q3: 2018 100%	Q3: 2018 1	Q3: 2018 8%
Fire Alarm Network Integration (GC: CVE) 2018 4 th Qtr Data	Q4: 2018 12	Q4: 2018 12	Q4: 2018 100%	Q4: 2018 1	Q4: 2018 8%
COMPARISON RESULTS:	Stagnant Positions: 5	Stagnant Positions to County Residents: 5	Stagnant % of Positions provided to County Residents by: 0%	Stagnant Positions to District Residents: 0	Stagnant % of Positions provided to District Residents by: 8%

FIRE ALARM NETWORK INTEGRATION EMPLOYMENT
2018 3rd QUARTER vs. 2018 QUARTER



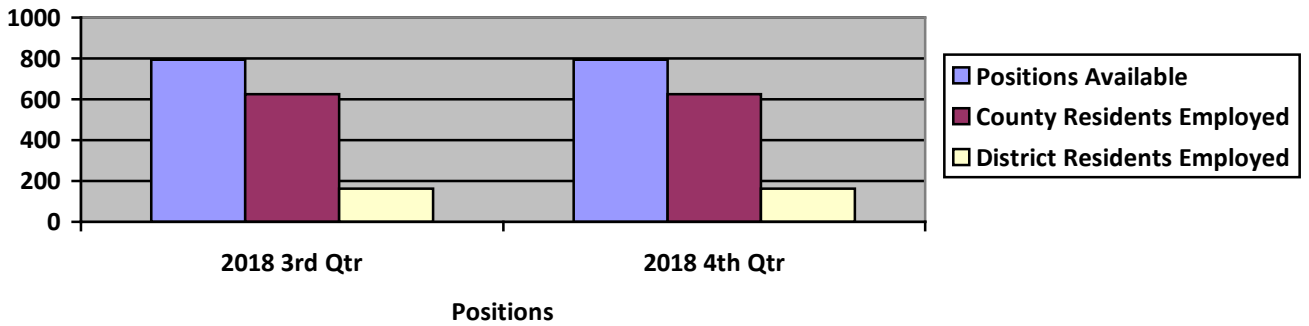
MATH SCIENCE ENGINEERING					
Project	Positions Available	Positions County Residents	% of Positions County Residents	Positions District Residents	% of Positions District Residents
MSE (GC: Rudolph & Sletten) 2018 3 rd Qtr Data	Q3: 2018 1207	Q3: 2018 923	Q3: 2018 76%	Q3: 2018 262	Q3: 2018 28%
MSE (GC: Rudolph & Sletten) 2018 4 th Qtr Data	Q4: 2018 1400	Q4: 2018 1068	Q4: 2018 76%	Q4: 2018 305	Q4: 2018 29%
COMPARISON RESULTS:	Increased Positions: 193	Increased Positions to County Residents: 145	Stagnant % of Positions provided to County Residents by: 0%	Increased Positions to District Residents: 43	Increased % of Positions provided to District Residents by: 1%

**MATH SCIENCE ENGINEERING EMPLOYMENT
2018 3rd QUARTER vs 2018 4th QUARTER**



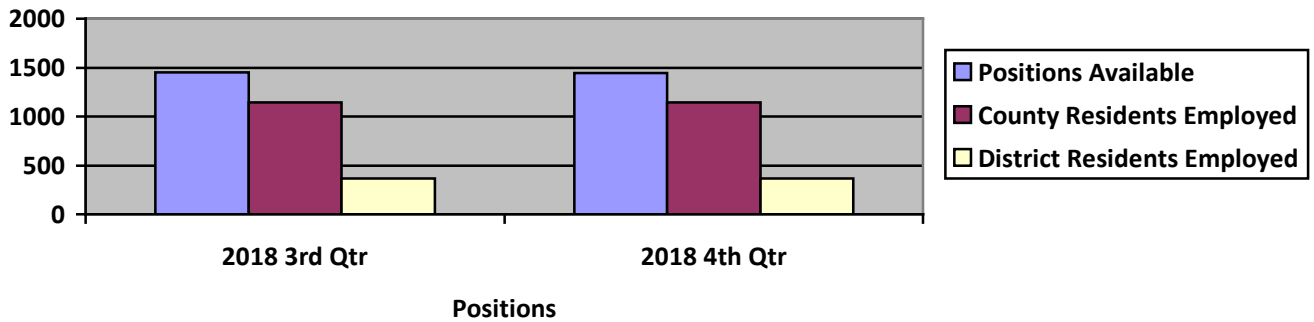
NATIONAL CITY HIGHER EDUCATION COMPLEX					
Project	Positions Available	Positions County Residents	% of Positions County Residents	Positions District Residents	% of Positions District Residents
NC-HEC (GC: Sundt) 2018 3 rd Qtr Data	Q3: 2018 795	Q3: 2018 626	Q3: 2018 79%	Q3: 2018 161	Q3: 2018 26%
NC-HEC (GC: Sundt) 2018 4 th Qtr Data	Q4: 2018 795	Q4: 2018 626	Q4: 2018 79%	Q4: 2018 161	Q4: 2018 26%
COMPARISON RESULTS:	Stagnant Positions: 0	Stagnant Positions to County Residents: 0	Stagnant % of Positions provided to County Residents by: 0%	Stagnant Positions to District Residents: 0	Stagnant % of Positions provided to District Residents by: 0%

NATIONAL CITY HIGHER ED COMPLEX LOCAL WORKER EMPLOYMENT
2018 3rd QUARTER vs 2018 4th QUARTER



WELLNESS AQUATICS INCREMENTS 1 & 2					
Project	Positions Available	Positions County Residents	% of Positions County Residents	Positions District Residents	% of Positions District Residents
Wellness Aquatics Increment 1&2 (Balfour Beatty) 2018 3 rd Qtr Data	Q3: 2018 1451	Q3: 2018 1145	Q3: 2018 79%	Q3: 2018 366	Q3: 2018 32%
Wellness Aquatics Increment 1&2 (Balfour Beatty) 2018 4 th Qtr Data	Q4: 2018 1445	Q4: 2018 1145	Q4: 2018 79%	Q4: 2018 366	Q4: 2018 32%
COMPARISON RESULTS:	<u>Decreased</u> Positions: 6	<u>Stagnant</u> Positions to County Residents: 0	<u>Stagnant</u> % of Positions provided to County Residents by: 0%	<u>Stagnant</u> Positions to District Residents: 0	<u>Stagnant</u> % of Positions provided to District Residents by: 0%

WELLNESS AQUATICS LOCAL WORKER EMPLOYMENT
2018 3rd QUARTER vs 2018 4th QUARTER



2.1.5 WORKER UTILIZATION DATA PER BID PACKAGE/CONTRACT

Attached herein as “Exhibit 1” are the “Workforce Utilization Reports” for each of the active projects in construction subject to the CBA requirements during the 1st quarter of 2018. Exhibit 1 will illustrate which contractors contributed to meeting the CBA local resident employment goal. Tables 1.1 through 1.5 (below) are excerpts of the *Workforce Utilization Report’s* sub-total data figures, which demonstrate how each of the bid package/contracts fared against each other.

Table 1.1 EMERGENCY GENERATOR Sub-Total of Worker Utilization Data for each Bid Package/Contract						
Notes: Short of meeting CBA Local Hire Goal Highlighted in Red						
Emergency Generator	# OF WEEKLY CPRS SUBMITTED VS. WEEKS DUE UPON CONSTRUCTION START (Cumulative from 11/2017 – 12/2018)	TOTAL NUMBER OF EMPLOYEES (POSITIONS) WORKING	TOTAL NUMBER OF LOCAL-TO-COUNTY (RESIDENT) WORKERS	% of LOCAL-TO-COUNTY WORKERS FILLING POSITIONS	TOTAL NUMBER OF LOCAL-TO-SWC DISTRICT WORKERS	% of LOCAL-TO-SWC DISTRICT WORKERS FILLING POSITIONS
Cumulative Totals from 11/2017 – 12/2018:	82 : 87	32	31	97%	6	19%

Table 1.2 FIRE ALARM NETWORK INTEGRATION Sub-Total of Worker Utilization Data for each Bid Package/Contract						
Notes: Short of meeting CBA Local Hire Goal Highlighted in Red						
Fire Alarm Network Integration Project	# OF WEEKLY CPRS SUBMITTED VS. WEEKS DUE UPON CONSTRUCTION START (Cumulative from 3/2018– 12/2018)	TOTAL NUMBER OF EMPLOYEES (POSITIONS) WORKING	TOTAL NUMBER OF LOCAL-TO-COUNTY (RESIDENT) WORKERS	% of LOCAL-TO-COUNTY WORKERS FILLING POSITIONS	TOTAL NUMBER OF LOCAL-TO-SWC DISTRICT WORKERS	% of LOCAL-TO-SWC DISTRICT WORKERS FILLING POSITIONS
Cumulative Totals from 3/2018 – 12/2018:	39 : 40	12	12	100%	1	8%

Table 1.3**MATH SCIENCE ENGINEERING**

Sub-Total of Worker Utilization Data for each Bid Package/Contract

Notes:

Lowest Performing Contracts Highlighted in Red

Grey row denotes a closed bid package

+ Denotes an increase in % from last quarter

- Denotes a decrease in % from last quarter

MSE Bid Package/ Contract ** Denotes newly introduced in Q4	# OF WEEKLY CPRS SUBMITTED VS. WEEKS DUE UPON CONSTRUCTION START (Cumulative from 6/2016 – 12/2018)	TOTAL NUMBER OF EMPLOYEES (POSITIONS) WORKING	TOTAL NUMBER OF LOCAL-TO- COUNTY (RESIDENT) WORKERS	% of LOCAL-TO- COUNTY WORKERS FILLING POSITIONS	TOTAL NUMBER OF LOCAL- TO-SWC DISTRICT WORKERS	% of LOCAL-TO- SWC DISTRICT WORKERS FILLING POSITIONS
BP03 _ Demo Hazmat	301 : 301	78	23	29%	4	17%
BP04 _ Cast-in-Place Concrete	630 : 640	405	320	79%	102	32% +
BP05 _ Steel	76 : 77	40	33	83% -	29	88% +
BP06 _ Roofing	97 : 98	50	0	0%	0	0%
BP07 _ Sheetmetal	105 : 106	24	23	96% +	4	17% +
BP10 _ Metal Stud Fram.DW	235 : 243	153	112	73% -	39	35%
BP12 _ Ceilings	52 : 53	26	3	12% -	0	0%
BP 14 _ Paint	50 : 54	12	12	100%	6	50% -
BP 15 _ Misc Specialties	20 : 27	7	1	14%	0	0%
BP 16 _ Lab Casework	42 : 44	38	24	63%	9	38% +
BP 18 _ Fire Suppression	60 : 61	20	19	95%	5	26% +
BP19_ Plumbing	227 : 229	66	62	94%	5	8% -
BP20 _ HVAC	490 : 501	167	146	87% -	35	24%
BP21 _ Electrical	265 : 270	147	134	91% +	36	27% +
BP22 _ Earthwork	150 : 165	49	42	86%	6	14% -
BP23 _ Site Concrete	79 : 86	69	67	97% +	20	30% +
BP25 _ Site Utilities	117 : 122	49	47	96% -	5	11%
Cumulative Totals from 6/2016 – 12/2018:	2996 : 3075	1400	1068	76%	305	29% +

Table 1.4**NATIONAL CITY – HIGHER EDUCATION CENTER***Sub-Total of Worker Utilization Data for each Bid Package/Contract*

<i>National City Higher Ed Center Bid Package/ Contract</i>	# OF WEEKLY CPRS SUBMITTED VS. WEEKS DUE UPON CONSTRUCTION START (Cumulative from 3/2016 – 12/2018)	TOTAL NUMBER OF EMPLOYEES (POSITIONS) WORKING	TOTAL NUMBER OF LOCAL-TO- COUNTY (RESIDENT) WORKERS	% of LOCAL-TO- COUNTY WORKERS FILLING POSITIONS	TOTAL NUMBER OF LOCAL- TO-SWC DISTRICT WORKERS	% of LOCAL-TO- SWC DISTRICT WORKERS FILLING POSITIONS
BP05 _ Site Utilities	125 : 125	37	10	27%	2	20%
BP07 _ Landscape	112 : 112	23	6	26%	3	50%
BP08_Struc Site Concrete	364 : 364	154	116	75%	27	23%
BP09_Structural Steel	14 : 14	15	9	60%	3	33%
BP12 _ Lab Casing	32 : 32	20	17	85%	4	24%
BP13 _ Roofing	58 : 58	19	15	79%	3	20%
BP15 _ Glazing	83 : 83	14	13	93%	0	0%
BP16 _ Doors Frames HWare	138 : 138	31	28	90%	10	36%
BP17 _ Paint	65 : 65	25	15	60%	8	53%
BP19 _ Mtl Stds, DW, Ins	232 : 232	174	160	92%	49	31%
BP 20 _ Tile	48 : 48	16	7	44%	5	71%
BP21 _ Specialties	76 : 76	9	9	100%	2	22%
BP 22 _ Signs	91 : 91	14	1	7%	1	100%
BP 23 _ Window Treatments	89 : 89	8	0	0%	0	0%
BP26 _ Plumbing	153 : 153	44	42	95%	6	14%
BP27 _ HVAC	465 : 465	100	90	90%	18	20%
BP28 _ Electrical	420 : 420	88	84	95%	19	23%
BP29 _ AV Equip	13 : 13	4	4	100%	1	25%
Cumulative Totals from 3/2016 – 12/2018:	2578 : 2578	795	626	79%	161	26%

Table 1.5**WELLNESS AQUATICS INCREMENT (WAC) 1 & 2***Sub-Total of Worker Utilization Data for each Bid Package/Contract*

Notes:

Lowest Performing Contracts Highlighted in **Red**

Grey row denotes a closed bid package

+ Denotes an increase in % from last quarter

- Denotes a decrease in % from last quarter

<i>Wellness Aquatics</i> <i>Bid Package/ Contract</i>	# OF WEEKLY CPRS SUBMITTED VS. WEEKS DUE UPON CONSTRUCTION START (Cumulative from 9/2015 – 12/2018)	TOTAL NUMBER OF EMPLOYEES (POSITIONS) WORKING	TOTAL NUMBER OF LOCAL-TO- COUNTY (RESIDENT) WORKERS	% of LOCAL-TO- COUNTY WORKERS FILLING POSITIONS	TOTAL NUMBER OF LOCAL-TO- SWC DISTRICT WORKERS	% of LOCAL-TO- SWC DISTRICT WORKERS FILLING POSITIONS
WAC 1 Earthwork	212 : 212	122	107	88%	20	19%
WAC 1 UG Electrical	160 : 160	37	33	89%	13	39%
WAC 1 Setup (Fence)	137 : 137	21	21	100%	8	38%
WAC 1 UG Wet Utilities	358 : 358	85	82	96%	25	30%
WAC 1 UG Hydronic Piping	158 : 158	34	26	76%	8	31%
WAC 1&2 Concrete	733 : 733	303	219	72%	67	31%
WAC 2 Aggregate Piers	17 : 17	20	15	75%	3	20%
WAC 2 BP 10-2 Steel	153 : 153	58	55	95%	40	73%
WAC 2 BP 11-2 Sheet Metal	103 : 103	30	10	33%	2	20%
WAC 2 BP 12-2 Roofing	62 : 62	25	23	92%	8	35% -
WAC 2 BP 13-2 General	582 : 582	261	200	77%	75	38%
WAC 2 BP 14-2 Glazing	105 : 105	25	22	88%	7	32%
WAC 2 BP 15-2 Fin. Carp	29 : 29	17	12	71%	4	33%
WAC 2 BP 16-2 Tile	24 : 24	26	19	73%	8	42%
WAC 2 BP 17-2 Floor	36 : 36	15	9	60%	5	56%
WAC 2 BP 18-2 Spec.	81 : 81	24	23	96%	3	13%
WAC 2 BP 19-2 Wood Flr	22 : 22	15	0	0%	0	0%
WAC 2 BP 20 Gym Blchrs	20 : 20	10	0	0%	0	0%
WAC 2 BP 22-2 Fire Protect	90 : 90	19	18	95%	6	33%
WAC 2 BP 23-2 Plumbing	177 : 177	61	60	98%	15	25%
WAC 2 BP 24-2 HVAC	344 : 344	89	82	92%	14	17%
WAC 2 BP 25-2 Electrical	310 : 310	89	74	83%	22	30%
WAC 2 BP 26-2 Landscape	90 : 90	38	9	24% -	4	44%
WAC 2 BP 27-2 Bleachers	4 : 4	8	3	38%	3	100%
WAC 2 BP 28-2 Sports Eqp.	26 : 26	7	7	100%	4	57%
WAC 2 BP 29-2 Signage	36 : 36	16	16	100%	2	13%
Cumulative Totals from 9/2015 – 12/2018:	4003 : 4003	1455	1145	79%	366	32%

Table 1.6

PERFORMING ARTS & CULTURAL CENTER
Sub-Total of Worker Utilization Data for each Bid Package/Contract

Notes:

Lowest Performing Contracts Highlighted in **Red**

Grey row denotes a closed bid package

+ Denotes an increase in % from last quarter

- Denotes a decrease in % from last quarter

Performing Arts & Cultural Center Bid Package/ Contract	# OF WEEKLY CPRS SUBMITTED VS. WEEKS DUE UPON CONSTRUCTION START (Cumulative from 6/2018 – 12/2018)	TOTAL NUMBER OF EMPLOYEES (POSITIONS) WORKING	TOTAL NUMBER OF LOCAL-TO- COUNTY (RESIDENT) WORKERS	% of LOCAL-TO- COUNTY WORKERS FILLING POSITIONS	TOTAL NUMBER OF LOCAL-TO- SWC DISTRICT WORKERS	% of LOCAL-TO- SWC DISTRICT WORKERS FILLING POSITIONS
BP01 Earthwork	16 : 218	26	24	92%	7	29%
BP02 Agg Piers	29 : 29	49	4	92%	15	33%
BP03 Site Utilities	31 : 32	23	23	100%	5	22%
BP04 Electrical	39 : 41	11	10	91%	5	50%
Cumulative Totals from 6/2018 – 12/2018:	132 : 140	129	120	93%	38	32%

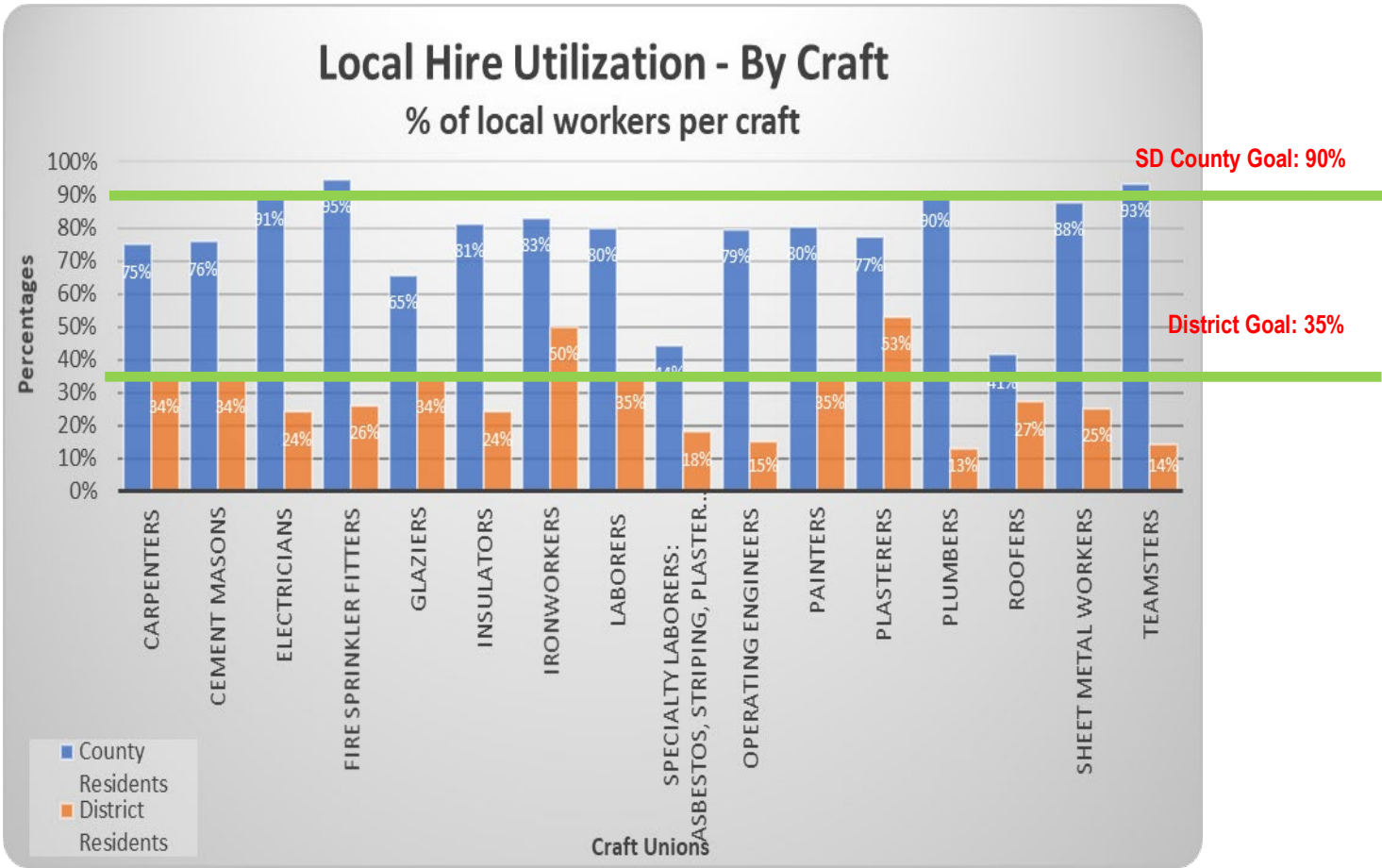
2.1.6 UNION REFERRALS/LOCAL WORKER UTILIZATION (BY CRAFT)

Article 5 of the CBA stipulates that the Unions will exert their best efforts to refer sufficient number of skilled craft workers to fulfill the labor requirements of the contractors and identify individuals, particularly residents of the District, for employment on District project work. The data below demonstrates how each craft (i.e. Union) fared against each other with respect to contractor's utilization of local workers upon District Prop. R work. The following stipulations were applied to the data analysis:

- The sum of all positions, per craft, was used as the basis for dividing the number of local County & District worker to derive the percentages reported below
- Based on Certified Payroll Reporting and Union dispatch slips, the CBA Administrator calculated the number of workers deemed residents of the "County" and "District's Zip Code perimeter" for each contractor working upon each project / individual bid packages
- Data was evaluated from September 2014 through December 2018 (*NOTE: Not all CPRs for the final weeks of December 2018 have been submitted by the contractors by the time this report was generated, thus the data represents best-available statistics*)

Of the unions providing workers for Prop. R projects (listed below):

- 31% have met or are within 5 percentage points of meeting the County-resident utilization goal
- 44% have met or are within 5 percentage points of meeting the District-resident utilization goal



**LOCAL WORKER UTILIZATION AMONGST ALL PROP R. / CBA-APPLICABLE PROJECTS
(AS-OF OCTOBER 31, 2018)**

LOCAL JOBS ANALYSIS BY CRAFT

BY CRAFT (See Below)		TOTAL POSITIONS (PER CRAFT)	WORKER UTILIZATION: LOCAL TO COUNTY	WORKER UTILIZATION: LOCAL TO DISTRICT
		4187	3303	942
Average Total Hourly Rate:	Carpenters \$50.13	Total Craft Positions: 906	679 75%	229 34%
Average Total Hourly Rate:	Cement Mason \$46.42	Total Craft Positions: 222	168 76%	57 34%
Average Total Hourly Rate:	Electricians \$47.55	Total Craft Positions: 630	572 91%	137 24%
Average Total Hourly Rate:	Fire Sprinkler Fitters \$56.02	Total Craft Positions: 37	35 95%	9 26%
Average Total Hourly Rate:	Glaziers \$59.26	Total Craft Positions: 113	74 65%	25 34%
Average Total Hourly Rate:	Insulators \$58.55	Total Craft Positions: 101	82 81%	20 24%
Average Total Hourly Rate:	Ironworkers \$66.46	Total Craft Positions: 308	255 83%	127 50%
Average Total Hourly Rate:	Specialty Laborers (Asbestos, Striping, Plaster Tender)	Total Craft Positions: 127	56 44%	10 18%
Average Total Hourly Rate:	Laborers (Construction) \$49.15	Total Craft Positions: 491	393 80%	136 35%
Average Total Hourly Rate:	Operating Engineers \$67.93	Total Craft Positions: 540	429 79%	66 15%
Average Total Hourly Rate:	Painters \$44.37	Total Craft Positions: 61	49 80%	17 35%
Average Total Hourly Rate:	Plasterers \$54.08	Total Craft Positions: 61	47 77%	25 53%
Average Total Hourly Rate:	Plumbers \$64.08	Total Craft Positions: 293	265 90%	35 13%
Average Total Hourly Rate:	Roofers \$35.40	Total Craft Positions: 135	56 41%	15 27%
Average Total Hourly Rate:	Sheet Metal Workers \$58.91	Total Craft Positions: 147	129 88%	32 25%
Average Total Hourly Rate:	Teamsters \$53.80	Total Craft Positions: 15	14 93%	2 14%

3 APPRENTICESHIP UTILIZATION /TRAINING & EMPLOYMENT OF DISTRICT RESIDENTS (CBA §16.1)

In recognition of the Southwestern College's mission to maintain continuing support of the programs designed to develop an adequate number of competent workers in the construction industry, the obligation to capitalize on the availability of the local work force in the area served by the District, and the opportunities to provide continuing work under the construction program funded by Proposition R. To these ends, the District, the CBA's Project Labor Coordinator, other District consultants, the contractors and the Unions signatory to the CBA, will work cooperatively to identify or establish and maintain effective programs and procedures for persons interested in entry into apprenticeship training programs.

CBA GOALS:

- ***The Unions agree to cooperate with the Contractor in furnishing apprentices as requested up to the maximum percentage. The apprentice ratio for each craft shall comply, at minimum, with the applicable provisions of Labor Code 1777.5 (20% of total journeyman (straight-time) hours per craft, unless exemption is granted)***
- ***Train and employ District residents as it relates to apprenticeship training / utilization***

Below is a summary of the contractor's compliance with minimum State apprenticeship utilization ratios to-date upon ACTIVE Prop R projects for all contractors/crafts that do not fall into an apprenticeship exemption category; *any contractors who are currently not meeting the State's minimum 20% ratio have been advised by the CBA's Project Labor Coordinator of their apprenticeship obligations to be met prior to their completion of project work, which is promulgated by Labor Code §1777.5.*

PROJECT	JOURNEYMEN STRAIGHT-TIME HOURS (Cumulative, All Contractors)	APPRENTICE HOURS (Cumulative, All Contractors)	APPRENTICE UTILIZATION PERCENTAGE	COMPLIANCE STATUS ACROSS ALL CONTRACTORS
Emergency Generators	835	422	51%	Compliant – Meeting Minimum State Standards
Fire Alarm Network Integration Upgrade	667.5	241	36%	Compliant – Meeting Minimum State Standards
Math Science Engineering	157,370	91,528	58%	Compliant – Meeting Minimum State Standards
National City Higher Education Center	53,290	21,675	41%	Compliant – Meeting Minimum State Standards
Performing Arts & Cultural Center	1057	314	29%	Compliant – Meeting Minimum State Standards
Wellness Aquatics Increments 1 & 2	150,656	60,975	40%	Compliant – Meeting Minimum State Standards

4 PREVAILING WAGE / LABOR COMPLIANCE

Pursuant to California Labor Code 1771 all workers employed on public works projects shall be paid a prevailing wage determined by the California Department of Industrial Relations (DIR). As an extension to the SWC Bond Program Management Team, Casamar Group LLC provides support services for the monitoring and enforcement of contractor's compliance with the prevailing wage laws of the State of California for work on Prop. R projects.

Below is a summary of each General Contractor's compliance with submittal of payroll and related documentation, for its own firm and that of its subcontractors, which validates contractor's meeting of the public works labor compliance requirements. Further detail on each contractor's level of compliance may be found in Document Tracking Logs for each project, which may be provided upon request.

PROJECT	BID PACKAGE #	General Contractor	Number of Contractors Within GC's Contract	Number of ACTIVE CONTRACTORS Deemed "NON-Compliant"	Most Recent Non-Compliance Issued Raised to GC / CM-at-Risk
Emergency Generator	N/A	Chula Vista Electric	4	3	12/2018 Monthly Report
Fire Alarm & Network Integration	N/A	Chula Vista Elec	1	0	N/A; all contractors relatively compliant
MSE	03 Demolition	Silverado	8	0	Compliance met; all contractor files closed
MSE	04 Cast-InPlace Conc	Pacific SW Structures	10	3	12/2018 Monthly Report
MSE	05 Steel	McMahon	3	0	N/A; all contractors relatively compliant
MSE	06 Roofing	Best Contracting	1	0	N/A; all contractors relatively compliant
MSE	07 Sheetmetal	EMS	2	0	N/A; all contractors relatively compliant
MSE	10 Metal Stud Framing.DryW	Performance	4	3	12/2018 Monthly Report
MSE	12 Ceilings	Preferred Ceilings	1	0	N/A; all contractors relatively compliant
MSE	14 Paint	All Source Coat	1	0	N/A; all contractors relatively compliant
MSE	15 Misc Specialties	IDEAS	8	4	12/2018 Monthly Report
MSE	16 Lab Casework	Dow Diversified	2	0	N/A; all contractors relatively compliant
MSE	17 Elevator	Inland Building	3	2	12/2018 Monthly Report
MSE	18 Fire Supp.	Bradshaw	2	1	12/2018 Monthly Report
MSE	19 Plumbing	UMEC	4	0	N/A; all contractors relatively compliant
MSE	20 HVAC	Control Air	11	2	12/2018 Monthly Report
MSE	21 Electric	Dynalectric	7	1	12/2018 Monthly Report
MSE	22 Earthwork	FJ Willert	2	1	12/2018 Monthly Report
MSE	23 Site Concrete	Team C	7	2	12/2018 Monthly Report
MSE	24 Landscape	Parkwest	2	1	12/2018 Monthly Report
MSE	25 Site Utility	Advance Plumbing	4	0	N/A; all contractors relatively compliant

PROJECT	BID PACKAGE #	General Contractor	Number of Contractors Within GC's Contract	Number of ACTIVE CONTRACTORS Deemed "NON-Compliant"	Most Recent Non-Compliance Issued Raised to GC / CM-at-Risk
PACC	01 Earthwork	FJ Willert	2	2	12/2018 Monthly Report
PACC	02 Agg Piers	Hayward Baker	3	0	Compliance met; all contractor files closed
PACC	03 Site Utility	Kyne	2	0	N/A; all contractors relatively compliant
PACC	04 Electrical	Morrow Meadows	2	0	N/A; all contractors relatively compliant
PACC	06 CiP Concrete	PSSI	7	0	N/A; all contractors relatively compliant
PACC	31 Electrical	Morrow Meadows	4	0	N/A; all contractors relatively compliant
PACC	Survey	Michael Baker Int	1	1	12/2018 Monthly Report
Security Complex		Balfour Beatty	42	8	12/2018 Monthly Report
WAC Inc. 2	26-2 Landscape	Marina	1	0	Compliance met; all contractor files closed

EXHIBIT 1: WORKFORCE UTILIZATION REPORTS

Projects:

- **Emergency Generators (Chula Vista Electric)**
- **Fire Alarm & Network Integration (Chula Vista Electric)**
- **Math Science Engineering (Rudolph & Sletten)**
- **Performing Arts & Cultural Center (Rudolph & Sletten)**
- **Security Complex (Balfour Beatty)**
- **Wellness Aquatics Increment 1 & 2 (Balfour Beatty)**

**Southwestern College - Emergency Generator
CBA Workforce Utilization Report (EXHIBIT 5)**

REPORTING MONTH	CONTRACTORS	RATIO OF WEEKS REPORTED	TOTAL NUMBER OF EMPLOYEES (POSITIONS) WORKING	TOTAL NUMBER OF LOCAL-TO-COUNTY (RESIDENT) WORKERS	% of LOCAL-TO-COUNTY WORKERS FILLING POSITIONS	TOTAL NUMBER OF LOCAL-TO-SWC DISTRICT WORKERS	% of LOCAL-TO-SWC DISTRICT WORKERS FILLING POSITIONS
Nov-17	Chula Vista Electric	4 : 4	1	1	100%	0	0%
Dec-17	Chula Vista Electric	4 : 4	0	0	0%	0	0%
Jan-18	Chula Vista Electric	4 : 4	1	1	100%	1	100%
Feb-18	Chula Vista Electric	4 : 4	0	0	0%	0	0%
Mar-18	Chula Vista Electric	4 : 4	0	0	0%	0	0%
Apr-18	Chula Vista Electric	4 : 4	0	0	0%	0	0%
May-18	Chula Vista Electric	4 : 4	0	0	0%	0	0%
Jun-18	Chula Vista Electric	4 : 4	0	0	0%	0	0%
Jul-18	Chula Vista Electric	5 : 5	2	2	100%	0	0%
Aug-18	Chula Vista Electric	4 : 4	1	1	100%	0	0%
Sep-18	Chula Vista Electric	5 : 5	1	1	100%	0	0%
Oct-18	Chula Vista Electric	5 : 5	1	1	100%	1	100%
Nov-18	Chula Vista Electric	5 : 5	2	2	100%	0	0%
Dec-18	Chula Vista Electric	4 : 5 **	4	4	100%	1	25%
Aug-18	Sunrise Bobcat	4 : 4	3	3	100%	0	0%
Sep-18	Sunrise Bobcat	5 : 5	3	3	100%	0	0%
Oct-18	Sunrise Bobcat	5 : 5	1	1	100%	0	0%
Nov-18	Sunrise Bobcat	4 : 5 **	1	1	100%	0	0%
Oct-18	Team C	3 : 3	11	10	91%	3	30%
Nov-18	Team C	1 : 4 **	0	0	0%	0	0%

Notes:

Double asterisk (**) Denotes not all workforce data for the month has been accounted for, due to contractor's non-submittal of Certified Payroll Records. Remaining data will be reflected in next monthly report.

Grey Highlight denotes a contractor that has finished its scope of work.

Yellow Highlight denotes an active contractor.

CUMULATIVE STATISTICAL DATA

		RATIO OF WEEKS REPORTED	TOTAL NUMBER OF EMPLOYEES (POSITIONS) WORKING	TOTAL NUMBER OF LOCAL-TO-COUNTY (RESIDENT) WORKERS	% of LOCAL-TO-COUNTY WORKERS FILLING POSITIONS	TOTAL NUMBER OF LOCAL-TO-SWC DISTRICT WORKERS	% of LOCAL-TO-SWC DISTRICT WORKERS FILLING POSITIONS
TOTAL:	Number of weekly CPRs:	82 : 87 **	32	31	97%	6	19%
<i>CBA GOALS:</i>					<i>90%</i>		<i>35%</i>
					<i>POSITIONS FILLED BY "LOCAL-TO-COUNTY" WORKERS</i>		<i>OF THE 90% "LOCAL-TO-COUNTY" POSITIONS TO BE FILLED BY "LOCAL-TO-DISTRICT" WORKERS</i>

**Southwestern College - PACC Project (Survey/Staking Contract)
CBA Workforce Utilization Report**

REPORTING MONTH	CONTRACTORS	RATIO OF WEEKS REPORTED THIS MONTH	TOTAL NUMBER OF EMPLOYEES (POSITIONS) WORKING THIS MONTH	TOTAL NUMBER OF LOCAL-TO-COUNTY (RESIDENT) WORKERS THIS MONTH	% OF LOCAL-TO-COUNTY WORKERS FILLING POSITIONS THIS MONTH	TOTAL NUMBER OF LOCAL-TO-SWC DISTRICT WORKERS THIS MONTH	% OF LOCAL-TO-SWC DISTRICT WORKERS FILLING POSITIONS THIS MONTH
Mar-18	Fire Alarm _ CVE	2 : 2	2	2	100%	0	0%
Apr-18	Fire Alarm _ CVE	4 : 4	0	0	0%	0	0%
May-18	Fire Alarm _ CVE	4 : 4	0	0	0%	0	0%
Jun-18	Fire Alarm _ CVE	4 : 4	5	5	100%	0	0%
Jul-18	Fire Alarm _ CVE	5 : 5	0	0	0%	0	0%
Aug-18	Fire Alarm _ CVE	4 : 4	4	4	100%	0	0%
Sep-18	Fire Alarm _ CVE	4 : 4	1	1	100%	1	100%
Oct-18	Fire Alarm _ CVE	4 : 4	0	0	0%	0	0%
Nov-18	Fire Alarm _ CVE	4 : 4	0	0	0%	0	0%
Dec-18	Fire Alarm _ CVE	4 : 5 **	0	0	0%	0	0%

Notes:

Double asterisk (**) Denotes not all workforce data for the month has been accounted for, due to contractor's non-submittal of Certified Payroll Records. Remaining data will be reflected in next monthly report.

Grey Highlight denotes a contractor that has finished its scope of work.

CUMULATIVE STATISTICAL DATA

		RATIO OF WEEKS REPORTED THIS MONTH	TOTAL NUMBER OF EMPLOYEES (POSITIONS) WORKING THIS MONTH	TOTAL NUMBER OF LOCAL-TO-COUNTY (RESIDENT) WORKERS THIS MONTH	% OF LOCAL-TO-COUNTY WORKERS FILLING POSITIONS THIS MONTH	TOTAL NUMBER OF LOCAL-TO-SWC DISTRICT WORKERS THIS MONTH	% OF LOCAL-TO-SWC DISTRICT WORKERS FILLING POSITIONS THIS MONTH
Chula Vista Electric		39 : 40 **	12	12	100%	1	8%
CBA GOALS:					90%		35%

**Southwestern College - Math Science Engineering Contracts
CBA Workforce Utilization Report (Exhibit 3)**

REPORTING MONTH	CONTRACTORS	RATIO OF WEEKS REPORTED	TOTAL NUMBER OF EMPLOYEES (POSITIONS) WORKING	TOTAL NUMBER OF LOCAL-TO-COUNTY (RESIDENT) WORKERS	% of LOCAL-TO-COUNTY WORKERS FILLING POSITIONS	TOTAL NUMBER OF LOCAL-TO-SWC DISTRICT WORKERS	% of LOCAL-TO-SWC DISTRICT WORKERS FILLING POSITIONS
Jun-16	BP 03: Demo & Hazmat _ Chula Vista Electric	1 : 1	2	2	100%	0	0%
Jul-16	BP 03: Demo & Hazmat _ Chula Vista Electric	4 : 4	1	1	100%	1	100%
Aug-16	BP 03: Demo & Hazmat _ Chula Vista Electric	4 : 4	4	3	75%	1	33%
Jul-16	BP 03: Demo & Hazmat _ Fastrack Rentals	2 : 2	2	0	0%	0	0%
Aug-16	BP 03: Demo & Hazmat _ Fastrack Rentals	3 : 3	0	0	0%	0	0%
9/2016 - 12/2017	BP 03: Demo & Hazmat _ Fastrack Rentals	64 : 64	0	0	0%	0	0%
Jan-18	BP 03: Demo & Hazmat _ Fastrack Rentals	3 : 3	1	0	0%	0	0%
Jun-16	BP 03: Demo & Hazmat _ In Line Fence	2 : 2	4	4	100%	0	0%
Jul-16	BP 03: Demo & Hazmat _ In Line Fence	4 : 4	0	0	0%	0	0%
Aug-16	BP 03: Demo & Hazmat _ In Line Fence	4 : 4	2	2	100%	0	0%
Sep-16	BP 03: Demo & Hazmat _ In Line Fence	4 : 4	1	1	100%	0	0%
Oct-16	BP 03: Demo & Hazmat _ In Line Fence	2 : 2	0	0	0%	0	0%
11/2016 - 11/2017	BP 03: Demo & Hazmat _ In Line Fence	12 : 12	0	0	0%	0	0%
Dec-17	BP 03: Demo & Hazmat _ In Line Fence	4 : 4	0	0	0%	0	0%
Jan-18	BP 03: Demo & Hazmat _ In Line Fence	3 : 3	0	0	0%	0	0%
Jul-16	BP 03: Demo & Hazmat _ Inland Mechanical	2 : 2	4	0	0%	0	0%
Aug-16	BP 03: Demo & Hazmat _ Inland Mechanical	4 : 4	0	0	0%	0	0%
Sep-16	BP 03: Demo & Hazmat _ Inland Mechanical	2 : 2	0	0	0%	0	0%
Jun-16	BP 03: Demo & Hazmat _ Performance Abatement	2 : 2	9	0	0%	0	0%
Jul-16	BP 03: Demo & Hazmat _ Performance Abatement	4 : 4	7	0	0%	0	0%
Aug-16	BP 03: Demo & Hazmat _ Performance Abatement	4 : 4	7	0	0%	0	0%
Sep-16	BP 03: Demo & Hazmat _ Performance Abatement	4 : 4	0	0	0%	0	0%
Oct-16	BP 03: Demo & Hazmat _ Performance Abatement	5 : 5	2	0	0%	0	0%
Nov-16	BP 03: Demo & Hazmat _ Performance Abatement	4 : 4	0	0	0%	0	0%
12/2016 - 11/2017	BP 03: Demo & Hazmat _ Performance Abatement	11 : 11	5	0	0%	0	0%
Dec-17	BP 03: Demo & Hazmat _ Performance Abatement	4 : 4	5	0	0%	0	0%
Jan-18	BP 03: Demo & Hazmat _ Performance Abatement	4 : 4	0	0	0%	0	0%
Feb-18	BP 03: Demo & Hazmat _ Performance Abatement	4 : 4	0	0	0%	0	0%
Mar-18	BP 03: Demo & Hazmat _ Performance Abatement	4 : 4	1	0	0%	0	0%
Apr-18	BP 03: Demo & Hazmat _ Performance Abatement	5 : 5	0	0	0%	0	0%
May-18	BP 03: Demo & Hazmat _ Performance Abatement	4 : 4	0	0	0%	0	0%
Jun-16	BP 03: Demo & Hazmat _ Power Plus	2 : 2	4	4	100%	0	0%
Jul-16	BP 03: Demo & Hazmat _ Power Plus	4 : 4	0	0	0%	0	0%
Aug-16	BP 03: Demo & Hazmat _ Power Plus	4 : 4	0	0	0%	0	0%
Sep-16	BP 03: Demo & Hazmat _ Power Plus	4 : 4	0	0	0%	0	0%
Oct-16	BP 03: Demo & Hazmat _ Power Plus	3 : 3	0	0	0%	0	0%
Jun-16	BP 03: Demo & Hazmat _ Silverado	3 : 3	3	0	0%	0	0%
Jul-16	BP 03: Demo & Hazmat _ Silverado	4 : 4	5	3	60%	1	33%
Aug-16	BP 03: Demo & Hazmat _ Silverado	4 : 4	1	1	100%	0	0%
Sep-16	BP 03: Demo & Hazmat _ Silverado	4 : 4	0	0	0%	0	0%
Oct-16	BP 03: Demo & Hazmat _ Silverado	4 : 4	0	0	0%	0	0%
Nov-16	BP 03: Demo & Hazmat _ Silverado	4 : 4	0	0	0%	0	0%
Dec-16	BP 03: Demo & Hazmat _ Silverado	4 : 4	0	0	0%	0	0%
Jan-17	BP 03: Demo & Hazmat _ Silverado	1 : 1	0	0	0%	0	0%
1/17 - 11/17	BP 03: Demo & Hazmat _ Silverado	44 : 44	0	0	0%	0	0%
Dec-17	BP 03: Demo & Hazmat _ Silverado	4 : 4	6	2	33%	1	50%
Jan-18	BP 03: Demo & Hazmat _ Silverado	4 : 4	1	0	0%	0	0%
Feb-18	BP 03: Demo & Hazmat _ Silverado	4 : 4	0	0	0%	0	0%
Mar-18	BP 03: Demo & Hazmat _ Silverado	4 : 4	1	0	0%	0	0%
Apr-18	BP 03: Demo & Hazmat _ Silverado	4 : 4	0	0	0%	0	0%
May-18	BP 03: Demo & Hazmat _ Silverado	4 : 4	0	0	0%	0	0%
Jun-18	BP 03: Demo & Hazmat _ Silverado	5 : 5	0	0	0%	0	0%
Dec-16	BP 04: Cast In Place Concrete _ Bobs Crane	4 : 4	6	5	83%	1	20%
Jan-17	BP 04: Cast In Place Concrete _ Bobs Crane	4 : 4	1	1	100%	0	0%
Feb-17	BP 04: Cast In Place Concrete _ Bobs Crane	4 : 4	1	1	100%	1	100%
Mar-17	BP 04: Cast In Place Concrete _ Bobs Crane	4 : 4	1	1	100%	0	0%
Apr-17	BP 04: Cast In Place Concrete _ Bobs Crane	4 : 4	1	1	100%	0	0%
May-17	BP 04: Cast In Place Concrete _ Bobs Crane	4 : 4	0	0	0%	0	0%
Jun-17	BP 04: Cast In Place Concrete _ Bobs Crane	4 : 4	3	3	100%	0	0%
Jul-17	BP 04: Cast In Place Concrete _ Bobs Crane	4 : 4	6	6	100%	0	0%
Aug-17	BP 04: Cast In Place Concrete _ Bobs Crane	5 : 5	8	8	100%	0	0%
Sep-17	BP 04: Cast In Place Concrete _ Bobs Crane	4 : 4	0	0	0%	0	0%
Oct-17	BP 04: Cast In Place Concrete _ Bobs Crane	4 : 4	0	0	0%	0	0%
Mar-17	BP 04: Cast In Place Concrete _ CA High Tech	4 : 4	1	1	100%	1	100%
Apr-17	BP 04: Cast In Place Concrete _ CA High Tech	4 : 4	1	1	100%	1	100%
May-17	BP 04: Cast In Place Concrete _ CA High Tech	5 : 5	30	12	40%	4	33%
Jun-17	BP 04: Cast In Place Concrete _ CA High Tech	4 : 4	4	2	50%	2	100%
Jul-17	BP 04: Cast In Place Concrete _ CA High Tech	5 : 5	10	7	70%	0	0%
Aug-17	BP 04: Cast In Place Concrete _ CA High Tech	4 : 4	1	0	0%	0	0%

**Southwestern College - Math Science Engineering Contracts
CBA Workforce Utilization Report (Exhibit 3)**

Nov-18	BP 04: Cast In Place Concrete _ Pacific Southwest	4 : 4		0	0	0%	0	0%
Dec-18	BP 04: Cast In Place Concrete _ Pacific Southwest	4 : 5	**	1	1	100%	0	0%
Nov-16	BP 04: Cast In Place Concrete _ Pacific Steel Group	4 : 4		14	11	79%	3	27%
Dec-16	BP 04: Cast In Place Concrete _ Pacific Steel Group	4 : 4		10	10	100%	2	20%
Jan-17	BP 04: Cast In Place Concrete _ Pacific Steel Group	4 : 4		0	0	0%	0	0%
Feb-17	BP 04: Cast In Place Concrete _ Pacific Steel Group	4 : 4		2	2	100%	0	0%
Mar-17	BP 04: Cast In Place Concrete _ Pacific Steel Group	4 : 4		3	3	100%	1	33%
Apr-17	BP 04: Cast In Place Concrete _ Pacific Steel Group	4 : 4		3	2	67%	1	50%
May-17	BP 04: Cast In Place Concrete _ Pacific Steel Group	4 : 4		1	1	100%	1	100%
Jun-17	BP 04: Cast In Place Concrete _ Pacific Steel Group	4 : 4		3	2	67%	1	50%
Jul-17	BP 04: Cast In Place Concrete _ Pacific Steel Group	4 : 4		21	20	95%	6	30%
Aug-17	BP 04: Cast In Place Concrete _ Pacific Steel Group	4 : 4		7	7	100%	4	57%
Sep-17	BP 04: Cast In Place Concrete _ Pacific Steel Group	4 : 4		5	4	80%	0	0%
Oct-17	BP 04: Cast In Place Concrete _ Pacific Steel Group	4 : 4		4	4	100%	3	75%
Nov-17	BP 04: Cast In Place Concrete _ Pacific Steel Group	4 : 4		0	0	0%	0	0%
Dec-17	BP 04: Cast In Place Concrete _ Pacific Steel Group	4 : 4		2	1	50%	1	100%
Jan-18	BP 04: Cast In Place Concrete _ Pacific Steel Group	4 : 4		4	4	100%	0	0%
Feb-18	BP 04: Cast In Place Concrete _ Pacific Steel Group	4 : 4		1	1	100%	0	0%
Mar-18	BP 04: Cast In Place Concrete _ Pacific Steel Group	4 : 4		1	1	100%	0	0%
Apr-18	BP 04: Cast In Place Concrete _ Pacific Steel Group	4 : 4		2	2	100%	1	50%
May-18	BP 04: Cast In Place Concrete _ Pacific Steel Group	4 : 4		1	1	100%	1	100%
Jun-18	BP 04: Cast In Place Concrete _ Pacific Steel Group	5 : 5		1	1	100%	0	0%
Jul-18	BP 04: Cast In Place Concrete _ Pacific Steel Group	4 : 4		0	0	0%	0	0%
Aug-18	BP 04: Cast In Place Concrete _ Pacific Steel Group	4 : 4		2	2	100%	2	100%
Sep-18	BP 04: Cast In Place Concrete _ Pacific Steel Group	4 : 4		0	0	0%	0	0%
Oct-18	BP 04: Cast In Place Concrete _ Pacific Steel Group	4 : 4		0	0	0%	0	0%
Nov-18	BP 04: Cast In Place Concrete _ Pacific Steel Group	3 : 3		0	0	0%	0	0%
Mar-17	BP 04: Cast In Place Concrete _ Penhall	2 : 2		1	1	100%	0	0%
Apr-17	BP 04: Cast In Place Concrete _ Penhall	4 : 4		0	0	0%	0	0%
May-17	BP 04: Cast In Place Concrete _ Penhall	4 : 4		0	0	0%	0	0%
Jun-17	BP 04: Cast In Place Concrete _ Penhall	4 : 4		2	2	100%	0	0%
Jul-17	BP 04: Cast In Place Concrete _ Penhall	4 : 4		0	0	0%	0	0%
Aug-17	BP 04: Cast In Place Concrete _ Penhall	4 : 4		1	1	100%	0	0%
Sep-17	BP 04: Cast In Place Concrete _ Penhall	5 : 5		0	0	0%	0	0%
Oct-17	BP 04: Cast In Place Concrete _ Penhall	4 : 4		0	0	0%	0	0%
Nov-17	BP 04: Cast In Place Concrete _ Penhall	4 : 4		0	0	0%	0	0%
Dec-17	BP 04: Cast In Place Concrete _ Penhall	4 : 4		0	0	0%	0	0%
Jan-18	BP 04: Cast In Place Concrete _ Penhall	2 : 2		0	0	0%	0	0%
2/2018 - 4/2018	BP 04: Cast In Place Concrete _ Penhall	4 : 4		0	0	0%	0	0%
May-18	BP 04: Cast In Place Concrete _ Penhall	4 : 4		0	0	0%	0	0%
Jun-18	BP 04: Cast In Place Concrete _ Penhall	4 : 4		0	0	0%	0	0%
Jul-18	BP 04: Cast In Place Concrete _ Penhall	3 : 4	**	0	0	0%	0	0%
Aug-18	BP 04: Cast In Place Concrete _ Penhall	3 : 4	**	2	2	100%	0	0%
Sep-18	BP 04: Cast In Place Concrete _ Penhall	3 : 4	**	0	0	0%	0	0%
Oct-18	BP 04: Cast In Place Concrete _ Penhall	3 : 4	**	0	0	0%	0	0%
Nov-18	BP 04: Cast In Place Concrete _ Penhall	3 : 4	**	0	0	0%	0	0%
Mar-18	BP 04: Cast In Place Concrete _ TC Welding	1 : 1		1	1	100%	0	0%
Apr-17	BP 04: Cast In Place Concrete _ Surfacing Solutions	1 : 1		2	1	50%	1	100%
May-17	BP 04: Cast In Place Concrete _ Surfacing Solutions	4 : 4		0	0	0%	0	0%
Jun-17	BP 04: Cast In Place Concrete _ Surfacing Solutions	4 : 4		0	0	0%	0	0%
Jul-17	BP 04: Cast In Place Concrete _ Surfacing Solutions	4 : 4		0	0	0%	0	0%
Aug-17	BP 04: Cast In Place Concrete _ Surfacing Solutions	4 : 4		0	0	0%	0	0%
Sep-17	BP 04: Cast In Place Concrete _ Surfacing Solutions	4 : 4		0	0	0%	0	0%
Oct-17	BP 04: Cast In Place Concrete _ Surfacing Solutions	4 : 4		2	1	50%	1	100%
Nov-17	BP 04: Cast In Place Concrete _ Surfacing Solutions	4 : 4		0	0	0%	0	0%
Dec-17	BP 04: Cast In Place Concrete _ Surfacing Solutions	4 : 4		1	0	0%	0	0%
Jan-18	BP 04: Cast In Place Concrete _ Surfacing Solutions	4 : 4		0	0	0%	0	0%
Feb-18	BP 04: Cast In Place Concrete _ Surfacing Solutions	4 : 4		0	0	0%	0	0%
Mar-18	BP 04: Cast In Place Concrete _ Surfacing Solutions	4 : 4		0	0	0%	0	0%
Apr-18	BP 04: Cast In Place Concrete _ Surfacing Solutions	4 : 4		0	0	0%	0	0%
May-18	BP 04: Cast In Place Concrete _ Surfacing Solutions	4 : 4		0	0	0%	0	0%
Jun-18	BP 04: Cast In Place Concrete _ Surfacing Solutions	4 : 4		0	0	0%	0	0%
Jul-18	BP 04: Cast In Place Concrete _ Surfacing Solutions	4 : 4		0	0	0%	0	0%
Aug-18	BP 04: Cast In Place Concrete _ Surfacing Solutions	4 : 4		0	0	0%	0	0%
Sep-18	BP 04: Cast In Place Concrete _ Surfacing Solutions	4 : 4		1	0	0%	0	0%
Oct-18	BP 04: Cast In Place Concrete _ Surfacing Solutions	1 : 1		0	0	0%	0	0%
Apr-18	BP 04: Cast In Place Concrete _ Western Specialty	1 : 1		3	1	33%	0	0%
May-18	BP 04: Cast In Place Concrete _ Western Specialty	4 : 4		0	0	0%	0	0%
Jun-18	BP 04: Cast In Place Concrete _ Western Specialty	1 : 1		0	0	0%	0	0%
Jun-17	BP 05: Steel _ McMahon	3 : 3		4	4	100%	3	75%
Jul-17	BP 05: Steel _ McMahon	4 : 4		2	2	100%	2	100%
Aug-17	BP 05: Steel _ McMahon	4 : 4		0	0	0%	0	0%
Sep-17	BP 05: Steel _ McMahon	4 : 4		0	0	0%	0	0%
Oct-17	BP 05: Steel _ McMahon	4 : 4		5	5	100%	5	100%
Nov-17	BP 05: Steel _ McMahon	4 : 5	**	0	0	0%	0	0%
Dec-17	BP 05: Steel _ McMahon	4 : 4		8	8	100%	7	88%

**Southwestern College - Math Science Engineering Contracts
CBA Workforce Utilization Report (Exhibit 3)**

Jan-18	BP 05: Steel _ McMahon	4 : 4		2	2	100%	2	100%
Feb-18	BP 05: Steel _ McMahon	4 : 4		2	2	100%	1	50%
Mar-18	BP 05: Steel _ McMahon	4 : 4		2	2	100%	2	100%
Apr-18	BP 05: Steel _ McMahon	4 : 4		2	2	100%	2	100%
May-18	BP 05: Steel _ McMahon	4 : 4		3	1	33%	1	100%
Jun-18	BP 05: Steel _ McMahon	4 : 4		0	0	0%	0	0%
Jul-18	BP 05: Steel _ McMahon	4 : 4		0	0	0%	0	0%
Aug-18	BP 05: Steel _ McMahon	4 : 4		1	1	100%	1	100%
Sep-18	BP 05: Steel _ McMahon	4 : 4		3	3	100%	3	100%
Oct-18	BP 05: Steel _ McMahon	4 : 4		2	0	0%	0	0%
Nov-18	BP 05: Steel _ McMahon	4 : 4		0	0	0%	0	0%
Dec-18	BP 05: Steel _ McMahon	4 : 4		0	0	0%	0	0%
more..	BP 05: Steel _ McMahon							
more..	BP 05: Steel _ Marco Crane							
Dec-17	BP 05: Steel _ Infinity Metals	1 : 1		4	1	25%	0	0%
Dec-16	BP 06: Roofing _ Best Contracting	3 : 3		1	0	0%	0	0%
Jan-17	BP 06: Roofing _ Best Contracting	4 : 4		0	0	0%	0	0%
Feb-17	BP 06: Roofing _ Best Contracting	4 : 4		0	0	0%	0	0%
Mar-17	BP 06: Roofing _ Best Contracting	4 : 4		0	0	0%	0	0%
Apr-17	BP 06: Roofing _ Best Contracting	4 : 4		5	0	0%	0	0%
May-17	BP 06: Roofing _ Best Contracting	5 : 5		2	0	0%	0	0%
Jun-17	BP 06: Roofing _ Best Contracting	4 : 4		0	0	0%	0	0%
Jul-17	BP 06: Roofing _ Best Contracting	4 : 4		0	0	0%	0	0%
Aug-17	BP 06: Roofing _ Best Contracting	4 : 4		0	0	0%	0	0%
Sep-17	BP 06: Roofing _ Best Contracting	4 : 4		0	0	0%	0	0%
Oct-17	BP 06: Roofing _ Best Contracting	4 : 4		0	0	0%	0	0%
Nov-17	BP 06: Roofing _ Best Contracting	4 : 4		1	0	0%	0	0%
Dec-17	BP 06: Roofing _ Best Contracting	4 : 4		2	0	0%	0	0%
Jan-18	BP 06: Roofing _ Best Contracting	4 : 4		10	0	0%	0	0%
Feb-18	BP 06: Roofing _ Best Contracting	4 : 4		1	0	0%	0	0%
Mar-18	BP 06: Roofing _ Best Contracting	4 : 4		1	0	0%	0	0%
Apr-18	BP 06: Roofing _ Best Contracting	4 : 4		4	0	0%	0	0%
May-18	BP 06: Roofing _ Best Contracting	5 : 5		5	0	0%	0	0%
Jun-18	BP 06: Roofing _ Best Contracting	4 : 4		0	0	0%	0	0%
Jul-18	BP 06: Roofing _ Best Contracting	5 : 5		9	0	0%	0	0%
Aug-18	BP 06: Roofing _ Best Contracting	4 : 4		5	0	0%	0	0%
Sep-18	BP 06: Roofing _ Best Contracting	4 : 4		2	0	0%	0	0%
Oct-18	BP 06: Roofing _ Best Contracting	4 : 4		2	0	0%	0	0%
Nov-18	BP 06: Roofing _ Best Contracting	3 : 4	**	0	0	0%	0	0%
more	BP 06: Roofing _ Best Contracting					0%		0%
Nov-17	BP 07: Sheetmetal _ EMS	4 : 4		1	1	100%	0	0%
Dec-17	BP 07: Sheetmetal _ EMS	4 : 4		3	2	67%	0	0%
Jan-18	BP 07: Sheetmetal _ EMS	4 : 4		0	0	0%	0	0%
Feb-18	BP 07: Sheetmetal _ EMS	4 : 4		0	0	0%	0	0%
Mar-18	BP 07: Sheetmetal _ EMS	4 : 4		0	0	0%	0	0%
Apr-18	BP 07: Sheetmetal _ EMS	4 : 4		0	0	0%	0	0%
May-18	BP 07: Sheetmetal _ EMS	4 : 4		0	0	0%	0	0%
Jun-18	BP 07: Sheetmetal _ EMS	4 : 4		0	0	0%	0	0%
Jul-18	BP 07: Sheetmetal _ EMS	4 : 4		3	3	100%	1	33%
Aug-18	BP 07: Sheetmetal _ EMS	4 : 4		2	2	100%	0	0%
Sep-18	BP 07: Sheetmetal _ EMS	4 : 4		5	5	100%	0	0%
Oct-18	BP 07: Sheetmetal _ EMS	4 : 4		0	0	0%	0	0%
Nov-18	BP 07: Sheetmetal _ EMS	4 : 4		1	1	100%	1	100%
Dec-18	BP 07: Sheetmetal _ EMS	3 : 4	**	0	0	0%	0	0%
Nov-17	BP 07: Sheetmetal _ AEL	4 : 4		3	3	100%	0	0%
Dec-17	BP 07: Sheetmetal _ AEL	4 : 4		1	1	100%	0	0%
Jan-18	BP 07: Sheetmetal _ AEL	4 : 4		0	0	0%	0	0%
Feb-18	BP 07: Sheetmetal _ AEL	4 : 4		0	0	0%	0	0%
Mar-18	BP 07: Sheetmetal _ AEL	4 : 4		1	1	100%	0	0%
Apr-18	BP 07: Sheetmetal _ AEL	4 : 4		0	0	0%	0	0%
May-18	BP 07: Sheetmetal _ AEL	4 : 4		0	0	0%	0	0%
Jun-18	BP 07: Sheetmetal _ AEL	5 : 5		0	0	0%	0	0%
Jul-18	BP 07: Sheetmetal _ AEL	4 : 4		2	2	100%	2	100%
Aug-18	BP 07: Sheetmetal _ AEL	4 : 4		1	1	100%	0	0%
Sep-18	BP 07: Sheetmetal _ AEL	4 : 4		1	1	100%	0	0%
Oct-18	BP 07: Sheetmetal _ AEL	4 : 4		0	0	0%	0	0%
Nov-18	BP 07: Sheetmetal _ AEL	1 : 1		0	0	0%	0	0%
Mar-17	BP 10: Mtl Stud, Frm, DW _ Performance Contracting	1 : 1		1	0	0%	0	0%
Apr-17	BP 10: Mtl Stud, Frm, DW _ Performance Contracting	4 : 4		1	1	100%	0	0%
May-17	BP 10: Mtl Stud, Frm, DW _ Performance Contracting	4 : 4		0	0	0%	0	0%
Jun-17	BP 10: Mtl Stud, Frm, DW _ Performance Contracting	4 : 4		1	0	0%	0	0%
Jul-17	BP 10: Mtl Stud, Frm, DW _ Performance Contracting	4 : 4		1	1	100%	0	0%
Aug-17	BP 10: Mtl Stud, Frm, DW _ Performance Contracting	4 : 4		0	0	0%	0	0%
Sep-17	BP 10: Mtl Stud, Frm, DW _ Performance Contracting	4 : 4		0	0	0%	0	0%
Oct-17	BP 10: Mtl Stud, Frm, DW _ Performance Contracting	4 : 4		4	3	75%	0	0%
Nov-17	BP 10: Mtl Stud, Frm, DW _ Performance Contracting	4 : 4		8	7	88%	4	57%

**Southwestern College - Math Science Engineering Contracts
CBA Workforce Utilization Report (Exhibit 3)**

Dec-17	BP 10: Mtl Stud, Frm, DW _ Performance Contracting	4 : 4		8	4	50%	0	0%
Jan-18	BP 10: Mtl Stud, Frm, DW _ Performance Contracting	5 : 5		3	3	100%	2	67%
Feb-18	BP 10: Mtl Stud, Frm, DW _ Performance Contracting	5 : 5		3	3	100%	1	33%
Mar-18	BP 10: Mtl Stud, Frm, DW _ Performance Contracting	5 : 5		9	9	100%	8	89%
Apr-18	BP 10: Mtl Stud, Frm, DW _ Performance Contracting	4 : 4		3	3	100%	2	67%
May-18	BP 10: Mtl Stud, Frm, DW _ Performance Contracting	4 : 4		12	9	75%	6	67%
Jun-18	BP 10: Mtl Stud, Frm, DW _ Performance Contracting	4 : 4		21	15	71%	6	40%
Jul-18	BP 10: Mtl Stud, Frm, DW _ Performance Contracting	5 : 5		3	3	100%	1	33%
Aug-18	BP 10: Mtl Stud, Frm, DW _ Performance Contracting	4 : 4		3	2	67%	0	0%
Sep-18	BP 10: Mtl Stud, Frm, DW _ Performance Contracting	5 : 5		6	5	83%	0	0%
Oct-18	BP 10: Mtl Stud, Frm, DW _ Performance Contracting	2 : 4		13	13	100%	4	31%
Nov-18	BP 10: Mtl Stud, Frm, DW _ Performance Contracting	4 : 4		10	6	60%	2	33%
Nov-17	BP 10: Mtl Stud, Frm, DW _ Canyon Insulation	1 : 1		1	1	100%	0	0%
Dec-17	BP 10: Mtl Stud, Frm, DW _ Canyon Insulation	4 : 4		2	2	100%	1	50%
Jan-18	BP 10: Mtl Stud, Frm, DW _ Canyon Insulation	4 : 4		0	0	0%	0	0%
Feb-18	BP 10: Mtl Stud, Frm, DW _ Canyon Insulation	4 : 4		0	0	0%	0	0%
Mar-18	BP 10: Mtl Stud, Frm, DW _ Canyon Insulation	4 : 4		1	1	100%	0	0%
Apr-18	BP 10: Mtl Stud, Frm, DW _ Canyon Insulation	4 : 4		3	1	33%	0	0%
May-18	BP 10: Mtl Stud, Frm, DW _ Canyon Insulation	4 : 4		2	2	100%	0	0%
Jun-18	BP 10: Mtl Stud, Frm, DW _ Canyon Insulation	4 : 4		0	0	0%	0	0%
Jul-18	BP 10: Mtl Stud, Frm, DW _ Canyon Insulation	4 : 4		0	0	0%	0	0%
Aug-18	BP 10: Mtl Stud, Frm, DW _ Canyon Insulation	4 : 4		1	1	100%	0	0%
Sep-18	BP 10: Mtl Stud, Frm, DW _ Canyon Insulation	5 : 5		1	1	100%	0	0%
Oct-18	BP 10: Mtl Stud, Frm, DW _ Canyon Insulation	4 : 4		1	1	100%	0	0%
Nov-18	BP 10: Mtl Stud, Frm, DW _ Canyon Insulation	4 : 4		0	0	0%	0	0%
Dec-18	BP 10: Mtl Stud, Frm, DW _ Canyon Insulation	1 : 4	**	0	0	0%	0	0%
Aug-17	BP 10: Mtl Stud, Frm, DW _ Commercial Scaffold	1 : 1		2	1	50%	0	0%
Sep-17	BP 10: Mtl Stud, Frm, DW _ Commercial Scaffold	4 : 4		2	2	100%	0	0%
Oct-17	BP 10: Mtl Stud, Frm, DW _ Commercial Scaffold	4 : 4		4	4	100%	1	25%
Nov-17	BP 10: Mtl Stud, Frm, DW _ Commercial Scaffold	4 : 4		0	0	0%	0	0%
Dec-17	BP 10: Mtl Stud, Frm, DW _ Commercial Scaffold	4 : 4		2	1	50%	0	0%
Jan-18	BP 10: Mtl Stud, Frm, DW _ Commercial Scaffold	4 : 4		1	1	100%	0	0%
Feb-18	BP 10: Mtl Stud, Frm, DW _ Commercial Scaffold	4 : 4		2	2	100%	0	0%
Mar-18	BP 10: Mtl Stud, Frm, DW _ Commercial Scaffold	4 : 4		0	0	0%	0	0%
Apr-18	BP 10: Mtl Stud, Frm, DW _ Commercial Scaffold	4 : 4		0	0	0%	0	0%
May-18	BP 10: Mtl Stud, Frm, DW _ Commercial Scaffold	4 : 4		2	1	50%	0	0%
Jun-18	BP 10: Mtl Stud, Frm, DW _ Commercial Scaffold	4 : 4		0	0	0%	0	0%
Jul-18	BP 10: Mtl Stud, Frm, DW _ Commercial Scaffold	4 : 4		1	1	100%	0	0%
Aug-18	BP 10: Mtl Stud, Frm, DW _ Commercial Scaffold	2 : 4	**	1	1	100%	0	0%
Dec-17	BP 10: Mtl Stud, Frm, DW _ DSM	4 : 4		1	0	0%	0	0%
Jan-18	BP 10: Mtl Stud, Frm, DW _ DSM	4 : 4		0	0	0%	0	0%
Feb-18	BP 10: Mtl Stud, Frm, DW _ DSM	4 : 4		0	0	0%	0	0%
Mar-18	BP 10: Mtl Stud, Frm, DW _ DSM	4 : 4		0	0	0%	0	0%
Apr-18	BP 10: Mtl Stud, Frm, DW _ DSM	5 : 5		7	0	0%	0	0%
May-18	BP 10: Mtl Stud, Frm, DW _ DSM	4 : 4		3	1	33%	1	100%
Jun-18	BP 10: Mtl Stud, Frm, DW _ DSM	4 : 4		1	0	0%	0	0%
Jul-18	BP 10: Mtl Stud, Frm, DW _ DSM	4 : 4		0	0	0%	0	0%
Aug-18	BP 10: Mtl Stud, Frm, DW _ DSM	4 : 4		1	0	0%	0	0%
Sep-18	BP 10: Mtl Stud, Frm, DW _ DSM	4 : 4		1	0	0%	0	0%
Oct-18	BP 10: Mtl Stud, Frm, DW _ DSM	4 : 4		0	0	0%	0	0%
Nov-18	BP 10: Mtl Stud, Frm, DW _ DSM	4 : 4		0	0	0%	0	0%
Dec-18	BP 10: Mtl Stud, Frm, DW _ DSM	4 : 5	**	0	0	0%	0	0%
more	BP 10: Mtl Stud, Frm, DW _ DSM					0%		0%
Dec-17	BP 12: Ceilings _ Preferred Ceilings	4 : 4		2	1	50%	0	0%
Jan-18	BP 12: Ceilings _ Preferred Ceilings	4 : 4		0	0	0%	0	0%
Feb-18	BP 12: Ceilings _ Preferred Ceilings	4 : 4		0	0	0%	0	0%
Mar-18	BP 12: Ceilings _ Preferred Ceilings	4 : 4		0	0	0%	0	0%
Apr-18	BP 12: Ceilings _ Preferred Ceilings	4 : 4		0	0	0%	0	0%
May-18	BP 12: Ceilings _ Preferred Ceilings	4 : 4		0	0	0%	0	0%
Jun-18	BP 12: Ceilings _ Preferred Ceilings	4 : 4		4	1	25%	0	0%
Jul-18	BP 12: Ceilings _ Preferred Ceilings	4 : 4		3	0	0%	0	0%
Aug-18	BP 12: Ceilings _ Preferred Ceilings	4 : 4		3	1	33%	0	0%
Sep-18	BP 12: Ceilings _ Preferred Ceilings	4 : 4		1	0	0%	0	0%
Oct-18	BP 12: Ceilings _ Preferred Ceilings	4 : 4		3	0	0%	0	0%
Nov-18	BP 12: Ceilings _ Preferred Ceilings	4 : 4		4	0	0%	0	0%
Dec-18	BP 12: Ceilings _ Preferred Ceilings	4 : 5	**	6	0	0%	0	0%
more	BP 12: Ceilings _ Preferred Ceilings							
Dec-17	BP 14: Painting _ All Source Painting	3 : 3		1	1	100%	1	100%
Jan-18	BP 14: Painting _ All Source Painting	4 : 4		0	0	0%	0	0%
Feb-18	BP 14: Painting _ All Source Painting	4 : 4		0	0	0%	0	0%
Mar-18	BP 14: Painting _ All Source Painting	4 : 4		0	0	0%	0	0%
Apr-18	BP 14: Painting _ All Source Painting	4 : 4		0	0	0%	0	0%
May-18	BP 14: Painting _ All Source Painting	4 : 4		0	0	0%	0	0%
Jun-18	BP 14: Painting _ All Source Painting	4 : 4		2	2	100%	1	50%
Jul-18	BP 14: Painting _ All Source Painting	4 : 4		1	1	100%	0	0%
Aug-18	BP 14: Painting _ All Source Painting	4 : 4		3	3	100%	2	67%

**Southwestern College - Math Science Engineering Contracts
CBA Workforce Utilization Report (Exhibit 3)**

Sep-18	BP 14: Painting _ All Source Painting	4 : 4		3	3	100%	2	67%
Oct-18	BP 14: Painting _ All Source Painting	4 : 4		0	0	0%	0	0%
Nov-18	BP 14: Painting _ All Source Painting	4 : 4		2	2	100%	0	0%
Dec-18	BP 14: Painting _ All Source Painting	3 : 5	**	0	0	0%	0	0%
..more	BP 14: Painting _ All Source Painting							
Dec-17	BP 15: Misc Spec _ PSI	2 : 2		6	0	0%	0	0%
Jan-18	BP 15: Misc Spec _ PSI	4 : 4		0	0	0%	0	0%
Feb-18	BP 15: Misc Spec _ PSI	4 : 4		0	0	0%	0	0%
Mar-18	BP 15: Misc Spec _ PSI	5 : 5		0	0	0%	0	0%
Apr-18	BP 15: Misc Spec _ PSI	4 : 4		0	0	0%	0	0%
May-18	BP 15: Misc Spec _ PSI	1 : 4	**	1	1	100%	0	0%
Jun-18	BP 15: Misc Spec _ PSI	0 : 4	**	0	0	0%	0	0%
..more	BP 15: Misc Spec _ PSI							
Jan-18	BP 16: Lab Casework & Fixtures _ ICI	3 : 3		1	0	0%	0	0%
Feb-18	BP 16: Lab Casework & Fixtures _ ICI	4 : 4		0	0	0%	0	0%
Mar-18	BP 16: Lab Casework & Fixtures _ ICI	4 : 4		0	0	0%	0	0%
Apr-18	BP 16: Lab Casework & Fixtures _ ICI	4 : 4		0	0	0%	0	0%
May-18	BP 16: Lab Casework & Fixtures _ ICI	4 : 4		0	0	0%	0	0%
Jun-18	BP 16: Lab Casework & Fixtures _ ICI	3 : 4		0	0	0%	0	0%
Jul-18	BP 16: Lab Casework & Fixtures _ ICI	4 : 4		0	0	0%	0	0%
Aug-18	BP 16: Lab Casework & Fixtures _ ICI	4 : 4		15	15	100%	6	40%
Sep-18	BP 16: Lab Casework & Fixtures _ ICI	4 : 4		3	0	0%	0	0%
Oct-18	BP 16: Lab Casework & Fixtures _ ICI	4 : 4		14	5	36%	2	40%
Nov-18	BP 16: Lab Casework & Fixtures _ ICI	4 : 5	**	5	4	80%	1	25%
more	BP 16: Lab Casework & Fixtures _ ICI	:			0	0%	0	0%
Oct-17	BP 18: Fire Suppression _ Bradshaw	3 : 3		4	4	100%	2	50%
Nov-17	BP 18: Fire Suppression _ Bradshaw	4 : 4		2	2	100%	0	0%
Dec-17	BP 18: Fire Suppression _ Bradshaw	4 : 4		2	2	100%	0	0%
Jan-18	BP 18: Fire Suppression _ Bradshaw	4 : 4		0	0	0%	0	0%
Feb-18	BP 18: Fire Suppression _ Bradshaw	4 : 4		0	0	0%	0	0%
Mar-18	BP 18: Fire Suppression _ Bradshaw	4 : 4		3	3	100%	0	0%
Apr-18	BP 18: Fire Suppression _ Bradshaw	4 : 4		1	1	100%	0	0%
May-18	BP 18: Fire Suppression _ Bradshaw	4 : 4		4	3	75%	2	67%
Jun-18	BP 18: Fire Suppression _ Bradshaw	4 : 4		1	1	100%	0	0%
Jul-18	BP 18: Fire Suppression _ Bradshaw	4 : 4		0	0	0%	0	0%
Aug-18	BP 18: Fire Suppression _ Bradshaw	4 : 4		2	2	100%	0	0%
Sep-18	BP 18: Fire Suppression _ Bradshaw	4 : 4		1	1	100%	1	100%
Oct-18	BP 18: Fire Suppression _ Bradshaw	4 : 4		0	0	0%	0	0%
Nov-18	BP 18: Fire Suppression _ Bradshaw	5 : 5		0	0	0%	0	0%
Dec-18	BP 18: Fire Suppression _ Bradshaw	4 : 5	**	0	0	0%	0	0%
more	BP 18: Fire Suppression _ Bradshaw	:	**			0%	0	0%
Mar-17	BP 19: Plumbing _ Penhall	3 : 3		2	1	50%	0	0%
Apr-17	BP 19: Plumbing _ Penhall	4 : 4		0	0	0%	0	0%
May-17	BP 19: Plumbing _ Penhall	2 : 2		0	0	0%	0	0%
...1st mo	BP 19: Plumbing _ Performance Contracting	:				0%		0%
Apr-17	BP 19: Plumbing _ Performance Contracting	3 : 3		3	3	100%	0	0%
May-17	BP 19: Plumbing _ Performance Contracting	4 : 4		0	0	0%	0	0%
Jun-17	BP 19: Plumbing _ Performance Contracting	4 : 4		0	0	0%	0	0%
Jul-17	BP 19: Plumbing _ Performance Contracting	4 : 4		0	0	0%	0	0%
Aug-17	BP 19: Plumbing _ Performance Contracting	4 : 4		0	0	0%	0	0%
Sep-17	BP 19: Plumbing _ Performance Contracting	4 : 4		0	0	0%	0	0%
Oct-17	BP 19: Plumbing _ Performance Contracting	4 : 4		0	0	0%	0	0%
Dec-17	BP 19: Plumbing _ Performance Contracting	3 : 3		3	3	100%	0	0%
Jan-18	BP 19: Plumbing _ Performance Contracting	4 : 4		0	0	0%	0	0%
Feb-18	BP 19: Plumbing _ Performance Contracting	4 : 4		3	3	100%	0	0%
Mar-18	BP 19: Plumbing _ Performance Contracting	4 : 4		0	0	0%	0	0%
Apr-18	BP 19: Plumbing _ Performance Contracting	5 : 5		0	0	0%	0	0%
May-18	BP 19: Plumbing _ Performance Contracting	4 : 4		0	0	0%	0	0%
Jun-18	BP 19: Plumbing _ Performance Contracting	5 : 5		0	0	0%	0	0%
Jul-18	BP 19: Plumbing _ Performance Contracting	4 : 4		0	0	0%	0	0%
Aug-18	BP 19: Plumbing _ Performance Contracting	5 : 5		0	0	0%	0	0%
Sep-18	BP 19: Plumbing _ Performance Contracting	4 : 4		0	0	0%	0	0%
Oct-18	BP 19: Plumbing _ Performance Contracting	4 : 4		0	0	0%	0	0%
Nov-18	BP 19: Plumbing _ Performance Contracting	4 : 4		0	0	0%	0	0%
Nov-16	BP 19: Plumbing _ UMEC	5 : 5		2	2	100%	0	0%
Dec-16	BP 19: Plumbing _ UMEC	4 : 4		0	0	0%	0	0%
Jan-17	BP 19: Plumbing _ UMEC	5 : 5		0	0	0%	0	0%
Feb-17	BP 19: Plumbing _ UMEC	4 : 4		2	2	100%	0	0%
Mar-17	BP 19: Plumbing _ UMEC	4 : 4		8	8	100%	1	13%
Apr-17	BP 19: Plumbing _ UMEC	4 : 4		3	3	100%	0	0%
May-17	BP 19: Plumbing _ UMEC	5 : 5		0	0	0%	0	0%
Jun-17	BP 19: Plumbing _ UMEC	4 : 4		2	1	50%	0	0%
Jul-17	BP 19: Plumbing _ UMEC	4 : 4		1	1	100%	1	100%
Aug-17	BP 19: Plumbing _ UMEC	4 : 4		1	1	100%	0	0%
Sep-17	BP 19: Plumbing _ UMEC	4 : 4		2	2	100%	1	50%

**Southwestern College - Math Science Engineering Contracts
CBA Workforce Utilization Report (Exhibit 3)**

Oct-17	BP 19: Plumbing _UMEC	5 : 5		7	7	100%	0	0%
Nov-17	BP 19: Plumbing _UMEC	4 : 4		6	5	83%	1	20%
Dec-17	BP 19: Plumbing _UMEC	5 : 5		2	2	100%	0	0%
Jan-18	BP 19: Plumbing _UMEC	4 : 4		2	2	100%	0	0%
Feb-18	BP 19: Plumbing _UMEC	4 : 4		0	0	0%	0	0%
Mar-18	BP 19: Plumbing _UMEC	4 : 4		1	1	100%	0	0%
Apr-18	BP 19: Plumbing _UMEC	4 : 4		0	0	0%	0	0%
May-18	BP 19: Plumbing _UMEC	5 : 5		0	0	0%	0	0%
Jun-18	BP 19: Plumbing _UMEC	4 : 4		1	1	100%	1	100%
Jul-18	BP 19: Plumbing _UMEC	4 : 4		1	0	0%	0	0%
Aug-18	BP 19: Plumbing _UMEC	4 : 4		0	0	0%	0	0%
Sep-18	BP 19: Plumbing _UMEC	4 : 4		0	0	0%	0	0%
Oct-18	BP 19: Plumbing _UMEC	4 : 4		0	0	0%	0	0%
Nov-18	BP 19: Plumbing _UMEC	4 : 4		6	6	100%	0	0%
Dec-18	BP 19: Plumbing _UMEC	3 : 5	**	3	3	100%	0	0%
Feb-18	BP 19: Plumbing _Farwest	3 : 3		1	1	100%	0	0%
Mar-18	BP 19: Plumbing _Farwest	4 : 4		1	1	100%	0	0%
Apr-18	BP 19: Plumbing _Farwest	4 : 4		1	1	100%	0	0%
May-18	BP 19: Plumbing _Farwest	4 : 4		1	1	100%	0	0%
Jun-18	BP 19: Plumbing _Farwest	4 : 4		0	0	0%	0	0%
Jul-18	BP 19: Plumbing _Farwest	4 : 4		1	1	100%	0	0%
Aug-18	BP 19: Plumbing _Farwest	4 : 4		0	0	0%	0	0%
Sep-18	BP 19: Plumbing _Farwest	5 : 5		0	0	0%	0	0%
...more	BP 19: Plumbing _Farwest	0 : 0	**	0	0	0%	0	0%
Oct-16	BP 20: HVAC _Control Air	3 : 3		1	1	100%	0	0%
Nov-16	BP 20: HVAC _Control Air	4 : 4		1	1	100%	0	0%
Dec-16	BP 20: HVAC _Control Air	4 : 4		0	0	0%	0	0%
Jan-17	BP 20: HVAC _Control Air	4 : 4		0	0	0%	0	0%
Feb-17	BP 20: HVAC _Control Air	4 : 4		0	0	0%	0	0%
Mar-17	BP 20: HVAC _Control Air	4 : 4		1	0	0%	0	0%
Apr-17	BP 20: HVAC _Control Air	4 : 4		2	2	100%	0	0%
May-17	BP 20: HVAC _Control Air	4 : 4		0	0	0%	0	0%
Jun-17	BP 20: HVAC _Control Air	4 : 4		3	3	100%	0	0%
Jul-17	BP 20: HVAC _Control Air	4 : 4		0	0	0%	0	0%
Aug-17	BP 20: HVAC _Control Air	4 : 4		1	1	100%	0	0%
Sep-17	BP 20: HVAC _Control Air	4 : 4		0	0	0%	0	0%
Oct-17	BP 20: HVAC _Control Air	4 : 4		5	4	80%	0	0%
Nov-17	BP 20: HVAC _Control Air	5 : 5		5	5	100%	3	60%
Dec-17	BP 20: HVAC _Control Air	4 : 4		8	7	88%	2	29%
Jan-18	BP 20: HVAC _Control Air	5 : 5		3	3	100%	1	33%
Feb-18	BP 20: HVAC _Control Air	4 : 4		3	3	100%	2	67%
Mar-18	BP 20: HVAC _Control Air	4 : 4		3	2	67%	1	50%
Apr-18	BP 20: HVAC _Control Air	4 : 4		1	0	0%	0	0%
May-18	BP 20: HVAC _Control Air	5 : 5		0	0	0%	0	0%
Jun-18	BP 20: HVAC _Control Air	5 : 5		5	4	80%	0	0%
Jul-18	BP 20: HVAC _Control Air	5 : 5		2	2	100%	0	0%
Aug-18	BP 20: HVAC _Control Air	4 : 4		1	1	100%	1	100%
Sep-18	BP 20: HVAC _Control Air	4 : 4		1	1	100%	0	0%
Oct-18	BP 20: HVAC _Control Air	4 : 4		10	6	60%	5	83%
Nov-18	BP 20: HVAC _Control Air	2 : 5	**	1	1	100%	0	0%
Jul-17	BP 20: HVAC _Baker sub to Climatec	3 : 3		1	1	100%	0	0%
Aug-17	BP 20: HVAC _Baker sub to Climatec	4 : 4		0	0	0%	0	0%
Sep-17	BP 20: HVAC _Baker sub to Climatec	4 : 4		0	0	0%	0	0%
Oct-17	BP 20: HVAC _Baker sub to Climatec	4 : 4		1	1	100%	0	0%
Nov-17	BP 20: HVAC _Baker sub to Climatec	4 : 4		0	0	0%	0	0%
Dec-17	BP 20: HVAC _Baker sub to Climatec	4 : 4		0	0	0%	0	0%
Jan-18	BP 20: HVAC _Baker sub to Climatec	4 : 4		0	0	0%	0	0%
Feb-18	BP 20: HVAC _Baker sub to Climatec	4 : 4		2	2	100%	0	0%
Mar-18	BP 20: HVAC _Baker sub to Climatec	4 : 4		2	2	100%	0	0%
Apr-18	BP 20: HVAC _Baker sub to Climatec	4 : 4		2	2	100%	0	0%
May-18	BP 20: HVAC _Baker sub to Climatec	4 : 4		0	0	0%	0	0%
Jun-18	BP 20: HVAC _Baker sub to Climatec	4 : 4		2	2	100%	1	50%
Jul-18	BP 20: HVAC _Baker sub to Climatec	4 : 4		5	5	100%	0	0%
Aug-18	BP 20: HVAC _Baker sub to Climatec	4 : 4		0	0	0%	0	0%
Sep-18	BP 20: HVAC _Baker sub to Climatec	4 : 4		1	1	100%	1	100%
Oct-18	BP 20: HVAC _Baker sub to Climatec	4 : 4		12	12	100%	2	17%
Nov-18	BP 20: HVAC _Baker sub to Climatec	4 : 4		3	1	33%	0	0%
Dec-18	BP 20: HVAC _Baker sub to Climatec	4 : 5	**	1	1	100%	0	0%
Feb-18	BP 20: HVAC _Baker sub to Newmatic	2 : 2		1	1	100%	0	0%
Mar-18	BP 20: HVAC _Baker sub to Newmatic	4 : 4		2	2	100%	0	0%
Apr-18	BP 20: HVAC _Baker sub to Newmatic	4 : 4		1	1	100%	0	0%
May-18	BP 20: HVAC _Baker sub to Newmatic	4 : 4		0	0	0%	0	0%
Jun-18	BP 20: HVAC _Baker sub to Newmatic	4 : 4		1	1	100%	1	100%
Jul-18	BP 20: HVAC _Baker sub to Newmatic	5 : 5		5	5	100%	0	0%
Aug-18	BP 20: HVAC _Baker sub to Newmatic	5 : 5		0	0	0%	0	0%
Sep-18	BP 20: HVAC _Baker sub to Newmatic	5 : 5		1	1	100%	0	0%

**Southwestern College - Math Science Engineering Contracts
CBA Workforce Utilization Report (Exhibit 3)**

Oct-18	BP 20: HVAC _ Baker sub to Newmatic	5 : 5		6	6	100%	2	33%
Nov-18	BP 20: HVAC _ Baker sub to Newmatic	5 : 5		3	2	67%	0	0%
Dec-18	BP 20: HVAC _ Baker sub to Newmatic	3 : 5	**	0	0	0%	0	0%
Mar-18	BP 20: HVAC _ G&F Concrete Cutting	1 : 1		1	1	100%	1	100%
Jan-18	BP 20: HVAC _ Karcher Firestopping	1 : 1		1	0	0%	0	0%
Feb-18	BP 20: HVAC _ Karcher Firestopping	4 : 4		0	0	0%	0	0%
Mar-18	BP 20: HVAC _ Karcher Firestopping	4 : 4		0	0	0%	0	0%
Apr-18	BP 20: HVAC _ Karcher Firestopping	4 : 4		0	0	0%	0	0%
May-18	BP 20: HVAC _ Karcher Firestopping	4 : 4		1	0	0%	0	0%
Jun-18	BP 20: HVAC _ Karcher Firestopping	4 : 4		2	1	50%	0	0%
Jul-18	BP 20: HVAC _ Karcher Firestopping	4 : 4		0	0	0%	0	0%
Aug-18	BP 20: HVAC _ Karcher Firestopping	4 : 4		0	0	0%	0	0%
Sep-18	BP 20: HVAC _ Karcher Firestopping	4 : 4		2	0	0%	0	0%
Oct-18	BP 20: HVAC _ Karcher Firestopping	4 : 4		0	0	0%	0	0%
Nov-18	BP 20: HVAC _ Karcher Firestopping	4 : 4		0	0	0%	0	0%
Dec-18	BP 20: HVAC _ Karcher Firestopping	3 : 4	**	0	0	0%	0	0%
Jan-17	BP 20: HVAC _ Kyne	4 : 4		3	3	100%	0	0%
Feb-17	BP 20: HVAC _ Kyne	4 : 4		0	0	0%	0	0%
Mar-17	BP 20: HVAC _ Kyne	4 : 4		0	0	0%	0	0%
Apr-17	BP 20: HVAC _ Kyne	4 : 4		3	3	100%	1	33%
May-17	BP 20: HVAC _ Kyne	5 : 5		2	2	100%	0	0%
Jun-17	BP 20: HVAC _ Kyne	4 : 4		0	0	0%	0	0%
Jul-17	BP 20: HVAC _ Kyne	4 : 4		0	0	0%	0	0%
Aug-17	BP 20: HVAC _ Kyne	4 : 4		0	0	0%	0	0%
Sep-17	BP 20: HVAC _ Kyne	4 : 4		0	0	0%	0	0%
Oct-17	BP 20: HVAC _ Kyne	4 : 4		0	0	0%	0	0%
Nov-17	BP 20: HVAC _ Kyne	4 : 4		0	0	0%	0	0%
Dec-17	BP 20: HVAC _ Kyne	4 : 4		0	0	0%	0	0%
Jan-18	BP 20: HVAC _ Kyne	4 : 4		0	0	0%	0	0%
Feb-18	BP 20: HVAC _ Kyne	4 : 4		2	2	100%	0	0%
Mar-18	BP 20: HVAC _ Kyne	4 : 4		3	3	100%	0	0%
Apr-18	BP 20: HVAC _ Kyne	5 : 5		1	1	100%	0	0%
May-18	BP 20: HVAC _ Kyne	5 : 5		3	3	100%	2	67%
Jun-18	BP 20: HVAC _ Kyne	5 : 5		0	0	0%	0	0%
Jul-18	BP 20: HVAC _ Kyne	5 : 5		1	1	100%	1	100%
Aug-18	BP 20: HVAC _ Kyne	4 : 4		0	0	0%	0	0%
Sep-18	BP 20: HVAC _ Kyne	4 : 4		0	0	0%	0	0%
Oct-18	BP 20: HVAC _ Kyne	4 : 4		0	0	0%	0	0%
Nov-18	BP 20: HVAC _ Kyne	4 : 4		0	0	0%	0	0%
Dec-18	BP 20: HVAC _ Kyne	1 : 4	**	0	0	0%	0	0%
Apr-17	BP 20: HVAC _ Penhall	2 : 2		1	1	100%	0	0%
May-17	BP 20: HVAC _ Penhall	4 : 4		0	0	0%	0	0%
Jun-17	BP 20: HVAC _ Penhall	4 : 4		0	0	0%	0	0%
7/17 - 2/18	BP 20: HVAC _ Penhall	32 : 32		0	0	0%	0	0%
Mar-18	BP 20: HVAC _ Penhall	4 : 4		1	1	100%	0	0%
May-17	BP 20: HVAC _ Performance Contracting	4 : 4		3	3	100%	0	0%
Jun-17	BP 20: HVAC _ Performance Contracting	4 : 4		0	0	0%	0	0%
Jul-17	BP 20: HVAC _ Performance Contracting	5 : 5		0	0	0%	0	0%
Aug-17	BP 20: HVAC _ Performance Contracting	4 : 4		0	0	0%	0	0%
Sep-17	BP 20: HVAC _ Performance Contracting	4 : 4		0	0	0%	0	0%
Oct-17	BP 20: HVAC _ Performance Contracting	4 : 4		0	0	0%	0	0%
Nov-17	BP 20: HVAC _ Performance Contracting	4 : 4		0	0	0%	0	0%
Dec-17	BP 20: HVAC _ Performance Contracting	4 : 4		1	1	100%	0	0%
Jan-18	BP 20: HVAC _ Performance Contracting	4 : 4		2	2	100%	0	0%
Feb-18	BP 20: HVAC _ Performance Contracting	4 : 4		3	3	100%	0	0%
Mar-18	BP 20: HVAC _ Performance Contracting	4 : 4		0	0	0%	0	0%
Apr-18	BP 20: HVAC _ Performance Contracting	4 : 4		1	1	100%	1	100%
May-18	BP 20: HVAC _ Performance Contracting	4 : 4		0	0	0%	0	0%
Jun-18	BP 20: HVAC _ Performance Contracting	4 : 4		0	0	0%	0	0%
Jul-18	BP 20: HVAC _ Performance Contracting	5 : 5		18	16	89%	6	38%
Aug-18	BP 20: HVAC _ Performance Contracting	4 : 4		0	0	0%	0	0%
Sep-18	BP 20: HVAC _ Performance Contracting	4 : 4		3	2	67%	1	50%
Oct-18	BP 20: HVAC _ Performance Contracting	4 : 4		0	0	0%	0	0%
Nov-18	BP 20: HVAC _ Performance Contracting	4 : 5	**	0	0	0%	0	0%
...more	BP 20: HVAC _ Performance Contracting	:				0%		0%
Sep-16	BP 21: Electrical _ Dynalectric	3 : 3		1	1	100%	0	0%
Oct-16	BP 21: Electrical _ Dynalectric	4 : 4		4	2	50%	0	0%
Nov-16	BP 21: Electrical _ Dynalectric	4 : 4		2	2	100%	0	0%
Dec-16	BP 21: Electrical _ Dynalectric	4 : 4		4	4	100%	1	25%
Jan-17	BP 21: Electrical _ Dynalectric	4 : 4		5	5	100%	0	0%
Feb-17	BP 21: Electrical _ Dynalectric	4 : 4		7	6	86%	2	33%
Mar-17	BP 21: Electrical _ Dynalectric	4 : 4		6	6	100%	1	17%
Apr-17	BP 21: Electrical _ Dynalectric	4 : 4		9	9	100%	0	0%
May-17	BP 21: Electrical _ Dynalectric	4 : 4		0	0	0%	0	0%
Jun-17	BP 21: Electrical _ Dynalectric	4 : 4		2	2	100%	1	50%
Jul-17	BP 21: Electrical _ Dynalectric	4 : 4		3	2	67%	0	0%

**Southwestern College - Math Science Engineering Contracts
CBA Workforce Utilization Report (Exhibit 3)**

Aug-17	BP 21: Electrical _ Dynalectric	4 : 4		1	1	100%	0	0%
Sep-17	BP 21: Electrical _ Dynalectric	4 : 4		0	0	0%	0	0%
Oct-17	BP 21: Electrical _ Dynalectric	5 : 5		4	2	50%	0	0%
Nov-17	BP 21: Electrical _ Dynalectric	4 : 4		1	1	100%	0	0%
Dec-17	BP 21: Electrical _ Dynalectric	4 : 4		1	1	100%	0	0%
Jan-18	BP 21: Electrical _ Dynalectric	5 : 5		3	2	67%	0	0%
Feb-18	BP 21: Electrical _ Dynalectric	4 : 4		0	0	0%	0	0%
Mar-18	BP 21: Electrical _ Dynalectric	4 : 4		2	2	100%	0	0%
Apr-18	BP 21: Electrical _ Dynalectric	4 : 4		2	2	100%	0	0%
May-18	BP 21: Electrical _ Dynalectric	4 : 4		0	0	0%	0	0%
Jun-18	BP 21: Electrical _ Dynalectric	4 : 4		6	6	100%	0	0%
Jul-18	BP 21: Electrical _ Dynalectric	5 : 5		4	3	75%	1	33%
Aug-18	BP 21: Electrical _ Dynalectric	5 : 5		3	3	100%	2	67%
Sep-18	BP 21: Electrical _ Dynalectric	4 : 4		5	5	100%	2	40%
Oct-18	BP 21: Electrical _ Dynalectric	4 : 4		12	11	92%	6	55%
Nov-18	BP 21: Electrical _ Dynalectric	4 : 4		8	8	100%	1	13%
Dec-18	BP 21: Electrical _ Dynalectric	1 : 4	**	0	0	0%	0	0%
...more	BP 21: Electrical _ Dynalectric	3 : 4	**	0	0	0%	0	0%
Dec-17	BP 21: Electrical _ Audio Assoc	4 : 4		5	4	80%	2	50%
Jan-18	BP 21: Electrical _ Audio Assoc	4 : 4		0	0	0%	0	0%
Feb-18	BP 21: Electrical _ Audio Assoc	4 : 4		0	0	0%	0	0%
Mar-18	BP 21: Electrical _ Audio Assoc	4 : 4		0	0	0%	0	0%
Apr-18	BP 21: Electrical _ Audio Assoc	5 : 5		1	1	100%	0	0%
May-18	BP 21: Electrical _ Audio Assoc	5 : 5		0	0	0%	0	0%
Jun-18	BP 21: Electrical _ Audio Assoc	4 : 4		3	3	100%	3	100%
Jul-18	BP 21: Electrical _ Audio Assoc	5 : 5		4	4	100%	3	75%
Aug-18	BP 21: Electrical _ Audio Assoc	5 : 5		1	1	100%	1	100%
Sep-18	BP 21: Electrical _ Audio Assoc	5 : 5		8	8	100%	4	50%
Oct-18	BP 21: Electrical _ Audio Assoc	4 : 4		3	2	67%	0	0%
Nov-18	BP 21: Electrical _ Audio Assoc	4 : 4		1	1	100%	0	0%
Dec-18	BP 21: Electrical _ Audio Assoc	5 : 5		1	1	100%	0	0%
Jun-18	BP 21: Electrical _ Dynalectric(sub to Honeywell)	3 : 3		3	3	100%	0	0%
Jul-18	BP 21: Electrical _ Dynalectric(sub to Honeywell)	5 : 5		0	0	0%	0	0%
Aug-18	BP 21: Electrical _ Dynalectric(sub to Honeywell)	4 : 4		3	3	100%	1	33%
Sep-18	BP 21: Electrical _ Dynalectric(sub to Honeywell)	4 : 4		2	2	100%	1	50%
Oct-18	BP 21: Electrical _ Dynalectric(sub to Honeywell)	5 : 5		2	2	100%	1	50%
Aug-18	BP 21: Electrical _ Farwest	3 : 3		2	2	100%	0	0%
Sep-18	BP 21: Electrical _ Farwest	4 : 4		1	1	100%	0	0%
Oct-18	BP 21: Electrical _ Farwest	4 : 4		0	0	0%	0	0%
Nov-18	BP 21: Electrical _ Farwest	4 : 4		1	1	100%	1	100%
Dec-18	BP 21: Electrical _ Farwest	5 : 5		0	0	0%	0	0%
Nov-17	BP 21: Electrical _ Underground Solutions	1 : 1		2	2	100%	0	0%
Nov-16	BP 21: Electrical _ Penhall	2 : 2		1	1	100%	0	0%
12/16 - 4/2018	BP 21: Electrical _ Penhall	16 : 16		0	0	0%	0	0%
May-18	BP 21: Electrical _ Penhall	4 : 4		1	0	0%	0	0%
Jun-18	BP 21: Electrical _ Penhall	4 : 4		0	0	0%	0	0%
Jul-18	BP 21: Electrical _ Penhall	4 : 4		0	0	0%	0	0%
Aug-18	BP 21: Electrical _ Penhall	4 : 4		0	0	0%	0	0%
Sep-18	BP 21: Electrical _ Penhall	4 : 4		0	0	0%	0	0%
Oct-18	BP 21: Electrical _ Penhall	4 : 4		2	2	100%	1	50%
Nov-18	BP 21: Electrical _ Penhall	4 : 4		5	4	80%	1	25%
Dec-18	BP 21: Electrical _ Penhall	4 : 5	**	0	0	0%	0	0%
	BP 21: Electrical _ Penhall	:				0%	0	0%
Sep-16	BP 22: Earthwork _ FJ Willert	2 : 2		7	7	100%	1	14%
Oct-16	BP 22: Earthwork _ FJ Willert	4 : 4		13	13	100%	4	31%
Nov-16	BP 22: Earthwork _ FJ Willert	4 : 4		0	0	0%	0	0%
Dec-16	BP 22: Earthwork _ FJ Willert	4 : 4		0	0	0%	0	0%
Jan-17	BP 22: Earthwork _ FJ Willert	4 : 4		0	0	0%	0	0%
Feb-17	BP 22: Earthwork _ FJ Willert	4 : 4		1	1	100%	0	0%
Mar-17	BP 22: Earthwork _ FJ Willert	4 : 4		1	0	0%	0	0%
Apr-17	BP 22: Earthwork _ FJ Willert	5 : 5		0	0	0%	0	0%
May-17	BP 22: Earthwork _ FJ Willert	4 : 4		0	0	0%	0	0%
Jun-17	BP 22: Earthwork _ FJ Willert	4 : 4		0	0	0%	0	0%
Jul-17	BP 22: Earthwork _ FJ Willert	4 : 4		2	2	100%	0	0%
Aug-17	BP 22: Earthwork _ FJ Willert	4 : 4		0	0	0%	0	0%
Sep-17	BP 22: Earthwork _ FJ Willert	4 : 4		0	0	0%	0	0%
Oct-17	BP 22: Earthwork _ FJ Willert	4 : 4		0	0	0%	0	0%
Nov-17	BP 22: Earthwork _ FJ Willert	4 : 4		2	2	100%	0	0%
Dec-17	BP 22: Earthwork _ FJ Willert	4 : 4		0	0	0%	0	0%
Jan-18	BP 22: Earthwork _ FJ Willert	4 : 4		0	0	0%	0	0%
Feb-18	BP 22: Earthwork _ FJ Willert	4 : 4		0	0	0%	0	0%
Mar-18	BP 22: Earthwork _ FJ Willert	4 : 4		1	1	100%	0	0%
Apr-18	BP 22: Earthwork _ FJ Willert	4 : 4		0	0	0%	0	0%
May-18	BP 22: Earthwork _ FJ Willert	4 : 4		3	3	100%	0	0%
Jun-18	BP 22: Earthwork _ FJ Willert	4 : 4		0	0	0%	0	0%
Jul-18	BP 22: Earthwork _ FJ Willert	4 : 4		2	2	100%	0	0%
Aug-18	BP 22: Earthwork _ FJ Willert	4 : 4		2	0	0%	0	0%

**Southwestern College - Math Science Engineering Contracts
CBA Workforce Utilization Report (Exhibit 3)**

Sep-18	BP 22: Earthwork _ FJ Willert	4 : 4		7	5	71%	1	20%
Oct-18	BP 22: Earthwork _ FJ Willert	4 : 4		2	1	50%	0	0%
Nov-18	BP 22: Earthwork _ FJ Willert	3 : 4	**	5	5	100%	0	0%
Oct-16	BP 22: Earthwork _ Merli	1 : 1		1	0	0%	0	0%
Nov-16	BP 22: Earthwork _ Merli	4 : 4		0	0	0%	0	0%
Dec-16	BP 22: Earthwork _ Merli	4 : 4		0	0	0%	0	0%
Jan-17	BP 22: Earthwork _ Merli	4 : 4		0	0	0%	0	0%
Feb-17	BP 22: Earthwork _ Merli	4 : 4		0	0	0%	0	0%
Mar-17	BP 22: Earthwork _ Merli	4 : 4		0	0	0%	0	0%
Apr-17	BP 22: Earthwork _ Merli	4 : 4		0	0	0%	0	0%
May-17	BP 22: Earthwork _ Merli	4 : 4		0	0	0%	0	0%
Jun-17	BP 22: Earthwork _ Merli	4 : 4		0	0	0%	0	0%
Jul-17	BP 22: Earthwork _ Merli	4 : 5	**	0	0	0%	0	0%
Aug-17	BP 22: Earthwork _ Merli	3 : 4	**	0	0	0%	0	0%
Sep-17	BP 22: Earthwork _ Merli	2 : 4	**	0	0	0%	0	0%
Oct-17	BP 22: Earthwork _ Merli	2 : 4	**	0	0	0%	0	0%
Nov-17	BP 22: Earthwork _ Merli	0 : 4	**	0	0	0%	0	0%
Dec-17	BP 22: Earthwork _ Merli	0 : 4	**	0	0	0%	0	0%
Aug-17	BP 23: Site Concrete _ Team C	3 : 3		2	2	100%	0	0%
Sep-17	BP 23: Site Concrete _ Team C	4 : 4		4	4	100%	3	75%
Oct-17	BP 23: Site Concrete _ Team C	4 : 4		1	1	100%	1	100%
Nov-17	BP 23: Site Concrete _ Team C	4 : 4		0	0	0%	0	0%
Dec-17	BP 23: Site Concrete _ Team C	4 : 4		0	0	0%	0	0%
Jan-18	BP 23: Site Concrete _ Team C	4 : 4		0	0	0%	0	0%
Feb-18	BP 23: Site Concrete _ Team C	4 : 4		0	0	0%	0	0%
Mar-18	BP 23: Site Concrete _ Team C	4 : 4		0	0	0%	0	0%
Mar-18	BP 23: Site Concrete _ Team C	4 : 4		0	0	0%	0	0%
Apr-18	BP 23: Site Concrete _ Team C	4 : 4		0	0	0%	0	0%
May-18	BP 23: Site Concrete _ Team C	4 : 4		2	0	0%	0	0%
Jun-18	BP 23: Site Concrete _ Team C	4 : 4		11	11	100%	1	9%
Jul-18	BP 23: Site Concrete _ Team C	5 : 5		11	11	100%	1	9%
Aug-18	BP 23: Site Concrete _ Team C	4 : 4		12	12	100%	5	42%
Sep-18	BP 23: Site Concrete _ Team C	4 : 4		8	8	100%	5	63%
Oct-18	BP 23: Site Concrete _ Team C	4 : 4		5	5	100%	1	20%
Nov-18	BP 23: Site Concrete _ Team C	3 : 4	**	5	5	100%	2	40%
Aug-18	BP 23: Site Concrete _ RAP Eng	2 : 2		8	8	100%	1	13%
Sep-18	BP 23: Site Concrete _ RAP Eng	4 : 4		0	0	0%	0	0%
Oct-18	BP 23: Site Concrete _ RAP Eng	4 : 4		0	0	0%	0	0%
Nov-18	BP 23: Site Concrete _ RAP Eng	2 : 4	**	0	0	0%	0	0%
more	BP 23: Site Concrete _ RAP Eng	: 4				0%		0%
Sep-16	BP 25: Site Utilities _ Advance Plumbing	1 : 1		3	3	100%	0	0%
Oct-16	BP 25: Site Utilities _ Advance Plumbing	4 : 4		2	2	100%	0	0%
Nov-16	BP 25: Site Utilities _ Advance Plumbing	4 : 4		1	1	100%	0	0%
Dec-16	BP 25: Site Utilities _ Advance Plumbing	4 : 4		2	2	100%	2	100%
Jan-17	BP 25: Site Utilities _ Advance Plumbing	4 : 4		1	1	100%	0	0%
Feb-17	BP 25: Site Utilities _ Advance Plumbing	4 : 4		0	0	0%	0	0%
Mar-17	BP 25: Site Utilities _ Advance Plumbing	4 : 4		2	2	100%	0	0%
Apr-17	BP 25: Site Utilities _ Advance Plumbing	4 : 4		1	1	100%	0	0%
May-17	BP 25: Site Utilities _ Advance Plumbing	5 : 5		0	0	0%	0	0%
Jun-17	BP 25: Site Utilities _ Advance Plumbing	4 : 4		0	0	0%	0	0%
Jul-17	BP 25: Site Utilities _ Advance Plumbing	4 : 4		2	2	100%	0	0%
Aug-17	BP 25: Site Utilities _ Advance Plumbing	4 : 4		0	0	0%	0	0%
Sep-17	BP 25: Site Utilities _ Advance Plumbing	4 : 4		0	0	0%	0	0%
Oct-17	BP 25: Site Utilities _ Advance Plumbing	4 : 4		1	1	100%	0	0%
Nov-17	BP 25: Site Utilities _ Advance Plumbing	4 : 4		0	0	0%	0	0%
Dec-17	BP 25: Site Utilities _ Advance Plumbing	4 : 4		2	2	100%	0	0%
Jan-18	BP 25: Site Utilities _ Advance Plumbing	5 : 5		3	2	67%	0	0%
Feb-18	BP 25: Site Utilities _ Advance Plumbing	4 : 4		0	0	0%	0	0%
Mar-18	BP 25: Site Utilities _ Advance Plumbing	4 : 4		1	1	100%	0	0%
Apr-18	BP 25: Site Utilities _ Advance Plumbing	4 : 4		1	1	100%	0	0%
May-18	BP 25: Site Utilities _ Advance Plumbing	5 : 5		4	4	100%	1	25%
Jun-18	BP 25: Site Utilities _ Advance Plumbing	4 : 4		1	0	0%	0	0%
Jul-18	BP 25: Site Utilities _ Advance Plumbing	4 : 4		0	0	0%	0	0%
Aug-18	BP 25: Site Utilities _ Advance Plumbing	4 : 4		3	3	100%	0	0%
Sep-18	BP 25: Site Utilities _ Advance Plumbing	2 : 5	**	2	2	100%	0	0%
Oct-18	BP 25: Site Utilities _ Advance Plumbing	4 : 4		3	3	100%	0	0%
Nov-18	BP 25: Site Utilities _ Advance Plumbing	2 : 4	**	0	0	0%	0	0%
Oct-16	BP 25: Site Utilities _ Oldcastle	1 : 1		0	0	0%	0	0%
Nov-16	BP 25: Site Utilities _ Oldcastle	4 : 4		0	0	0%	0	0%
Dec-16	BP 25: Site Utilities _ Oldcastle	4 : 4		2	2	100%	0	0%
Jan-17	BP 25: Site Utilities _ Oldcastle	2 : 2		0	0	0%	0	0%
Jan-17	BP 25: Site Utilities _ RAP Engineering	1 : 1		6	6	100%	1	17%
Feb-17	BP 25: Site Utilities _ RAP Engineering	1 : 1		6	6	100%	1	17%

Notes:

1400

1068

305

Double asterisk (**) Denotes not all workforce data for the month has been accounted for, due to contractor's non-submittal of Certified Payroll Records. Remaining data will be reflected in next monthly report.

Southwestern College - Math Science Engineering Contracts
CBA Workforce Utilization Report (Exhibit 3)

Double asterisk (** D) Denotes not that SOME workforce data for the month has NOT been accounted for, due to contractor's submittal of Certified Payroll Records with incomplete data. Remaining data will be reflected in next monthly report.

Grey Highlight denotes a contractor that has finished its scope of work.

Yellow Highlight denotes an active contractor.

CUMULATIVE STATISTICAL DATA

		RATIO OF WEEKS REPORTED	TOTAL NUMBER OF EMPLOYEES (POSITIONS) WORKING	TOTAL NUMBER OF LOCAL-TO-COUNTY (RESIDENT) WORKERS	% of LOCAL-TO-COUNTY WORKERS FILLING POSITIONS	TOTAL NUMBER OF LOCAL-TO-SWC DISTRICT WORKERS	% of LOCAL-TO-SWC DISTRICT WORKERS FILLING POSITIONS
SUB-TOTALS:	JOB TOTALS: BP 03_Demo Hazmat	301 : 301 **	78	23	29%	4	17%
SUB-TOTALS:	JOB TOTALS: BP 04_Cast-in-Place Concrete	630 : 640 **	405	320	79%	102	32%
SUB-TOTALS:	JOB TOTALS: BP 05_Steel	76 : 77 **	40	33	83%	29	88%
SUB-TOTALS:	JOB TOTALS: BP 06_Roofing	97 : 98 **	50	0	0%	0	0%
SUB-TOTALS:	JOB TOTALS: BP 07_Sheetmetal	105 : 106 **	24	23	96%	4	17%
SUB-TOTALS:	JOB TOTALS: BP 10_Metal Stud Fram. DW	235 : 243 **	153	112	73%	39	35%
SUB-TOTALS:	JOB TOTALS: BP 12_Ceilings	52 : 53 **	26	3	12%	0	0%
SUB-TOTALS:	JOB TOTALS: BP 14_Paint	50 : 52 **	12	12	100%	6	50%
SUB-TOTALS:	JOB TOTALS: BP 15_Misc Specialties	20 : 27	7	1	14%	0	0%
SUB-TOTALS:	JOB TOTALS: BP 16_Labcase work	42 : 44 **	38	24	63%	9	38%
SUB-TOTALS:	JOB TOTALS: BP 18_Fire Suppression	60 : 61 **	20	19	95%	5	26%
SUB-TOTALS:	JOB TOTALS: BP 19_Plumbing	227 : 229 **	66	62	94%	5	8%
SUB-TOTALS:	JOB TOTALS: BP 20_HVAC	490 : 501 **	167	146	87%	35	24%
SUB-TOTALS:	JOB TOTALS: BP 21_Electrical	265 : 270 **	147	134	91%	36	27%
SUB-TOTALS:	JOB TOTALS: BP 22_Earthwork	150 : 165 **	49	42	86%	6	14%
SUB-TOTALS:	JOB TOTALS: BP 23_Site Concrete	79 : 86 **	69	67	97%	20	30%
SUB-TOTALS:	JOB TOTALS: BP 25_Site Utilities	117 : 122 **	49	47	96%	5	11%
TOTAL:	Number of weekly CPRs:	2996 : 3075 **	1400	1068	76%	305	29%

CBA GOALS:

90%
POSITIONS FILLED
BY "LOCAL-TO-
COUNTY"
WORKERS

35%
OF THE 90%
"LOCAL-TO-
COUNTY"
POSITIONS TO BE
FILLED BY "LOCAL-
TO-DISTRICT"
WORKERS

**Southwestern College - PACC
CBA Workforce Utilization Report**

REPORTING MONTH	CONTRACTORS	RATIO OF WEEKS REPORTED THIS MONTH	TOTAL NUMBER OF POSITIONS EMPLOYED	TOTAL NUMBER OF LOCAL-TO-COUNTY WORKERS (RESIDENT) WORKERS	% of LOCAL-TO-COUNTY WORKERS FILLING POSITIONS	TOTAL NUMBER OF LOCAL-TO-SWC DISTRICT WORKERS	% of LOCAL-TO-SWC DISTRICT WORKERS FILLING POSITIONS
Jun-18	BP 01: Earthwork _ FJ Willert	1 : 1	4	4	100%	1	25%
Jul-18	BP 01: Earthwork _ FJ Willert	4 : 4	6	6	100%	3	50%
Aug-18	BP 01: Earthwork _ FJ Willert	4 : 4	8	7	88%	1	14%
Sep-18	BP 01: Earthwork _ FJ Willert	5 : 5	6	5	83%	1	20%
Oct-18	BP 01: Earthwork _ FJ Willert	2 : 4	2	2	100%	1	50%
Aug-18	BP 02: Aggregate Piers _ Hayward Baker	2 : 2	5	5	100%	1	20%
Sep-18	BP 02: Aggregate Piers _ Hayward Baker	4 : 4	0	0	0%	0	0%
Aug-18	BP 02: Aggregate Piers _ Hayward Baker	2 : 2	0	0	0%	0	0%
Jun-18	BP 02: Aggregate Piers _ FJ Willert	1 : 1	4	4	100%	1	25%
Jul-18	BP 02: Aggregate Piers _ FJ Willert	4 : 4	11	9	82%	3	33%
Aug-18	BP 02: Aggregate Piers _ FJ Willert	4 : 4	8	7	88%	1	14%
Sep-18	BP 02: Aggregate Piers _ FJ Willert	4 : 4	11	10	91%	3	30%
Oct-18	BP 02: Aggregate Piers _ FJ Willert	4 : 4	10	10	100%	6	60%
Nov-18	BP 02: Aggregate Piers _ FJ Willert	4 : 4	0	0	0%	0	0%
Jul-18	BP 03: Site Utilities _ Kyne	3 : 3	10	10	100%	2	20%
Aug-18	BP 03: Site Utilities _ Kyne	4 : 4	1	1	100%	1	100%
Sep-18	BP 03: Site Utilities _ Kyne	4 : 4	3	3	100%	1	33%
Oct-18	BP 03: Site Utilities _ Kyne	4 : 4	7	7	100%	1	14%
Nov-18	BP 03: Site Utilities _ Kyne	4 : 4	1	1	100%	0	0%
Dec-18	BP 03: Site Utilities _ Kyne	3 : 4	0	0	0%	0	0%
Nov-18	BP 03: Site Utilities _ Merli	4 : 4	1	1	100%	0	0%
Dec-18	BP 03: Site Utilities _ Merli	5 : 5	0	0	0%	0	0%
Jul-18	BP 04: Electrical _ Morrow Meadows	4 : 4	1	1	100%	0	0%
Aug-18	BP 04: Electrical _ Morrow Meadows	4 : 4	0	0	0%	0	0%
Sep-18	BP 04: Electrical _ Morrow Meadows	4 : 4	2	2	100%	2	100%
Oct-18	BP 04: Electrical _ Morrow Meadows	4 : 4	0	0	0%	0	0%
Nov-18	BP 04: Electrical _ Morrow Meadows	4 : 4	2	2	100%	1	50%
Dec-18	BP 04: Electrical _ Morrow Meadows	3 : 4	0	0	0%	0	0%
Sep-18	BP 04: Electrical _ Kendrick Excavation	4 : 4	2	1	50%	0	0%
Oct-18	BP 04: Electrical _ Kendrick Excavation	5 : 5	0	0	0%	0	0%
Nov-18	BP 04: Electrical _ Kendrick Excavation	4 : 4	4	4	100%	2	50%
Dec-18	BP 04: Electrical _ Kendrick Excavation	3 : 4	0	0	0%	0	0%
Nov-18	BP 06: CIP Concrete _ Pacific SW Structures	3 : 3	6	6	100%	1	17%
Dec-18	BP 06: CIP Concrete _ Pacific SW Structures	4 : 5	10	10	100%	5	50%
Oct-18	BP 31: Elec LV _ Electro Spec	3 : 3	4	2	50%	0	0%
Nov-18	BP 31: Elec LV _ Electro Spec	4 : 4	0	0	0%	0	0%
Dec-18	BP 31: Elec LV _ Electro Spec	3 : 5	0	0	0%	0	0%

Notes:

129 120 38

Double asterisk (**) Denotes not all workforce data for the month has been accounted for, due to contractor's non-submittal of Certified Payroll Records. Remaining data will be reflected in next monthly report.

HIGHLIGHT CODE

Grey Highlight denotes a contractor that has finished its scope of work.

Yellow Highlight denotes an active contractor.

CUMULATIVE STATISTICAL DATA

		RATIO OF WEEKS REPORTED	TOTAL NUMBER OF POSITIONS EMPLOYED	TOTAL NUMBER OF LOCAL-TO-COUNTY WORKERS (RESIDENT) WORKERS	% of LOCAL-TO-COUNTY WORKERS FILLING POSITIONS	TOTAL NUMBER OF LOCAL-TO-SWC DISTRICT WORKERS	% of LOCAL-TO-SWC DISTRICT WORKERS FILLING POSITIONS
SUB-TOTALS:	BP 01: Earthwork _ FJ Willert	16 : 18	26	24	92%	7	29%
SUB-TOTALS:	BP 02: Aggregate Piers _ Hayward Baker	29 : 29	49	45	92%	15	33%
SUB-TOTALS:	BP 03: Site Utilities _ Kyne	31 : 32	23	23	100%	5	22%
SUB-TOTALS:	BP 04: Electrical _ Morrow Meadows	39 : 41	11	10	91%	5	50%
TOTAL:	Number of weekly CPRs:	132 : 140	129	120	93%	38	32%

CBA GOALS:

90%
POSITIONS
FILLED BY
"LOCAL-TO-
COUNTY"
WORKERS

35%
OF THE 90%
"LOCAL-TO-
COUNTY"
POSITIONS TO
BE FILLED BY
"LOCAL-TO-
DISTRICT"
WORKERS

**Southwestern College - PACC Project (Survey/Staking Contract)
CBA Workforce Utilization Report**

REPORTING MONTH	CONTRACTORS	RATIO OF WEEKS REPORTED THIS MONTH	TOTAL NUMBER OF EMPLOYEES (POSITIONS) WORKING THIS MONTH	TOTAL NUMBER OF LOCAL-TO-COUNTY (RESIDENT) WORKERS THIS MONTH	% OF LOCAL-TO-COUNTY WORKERS FILLING POSITIONS THIS MONTH	TOTAL NUMBER OF LOCAL-TO-SWC DISTRICT WORKERS THIS MONTH	% OF LOCAL-TO-SWC DISTRICT WORKERS FILLING POSITIONS THIS MONTH
Jun-18	PACC Survey _ MBI	2 : 2	2	2	100%	0	0%
Jul-18	PACC Survey _ MBI	4 : 4	1	1	100%	0	0%
Aug-18	PACC Survey _ MBI	4 : 4	0	0	0%	0	0%
Sep-18	PACC Survey _ MBI	2 : 4	2	2	100%	0	0%
Oct-18	PACC Survey _ MBI	4 : 4	3	3	100%	0	0%
Nov-18	PACC Survey _ MBI	3 : 4 **	0	0	0%	0	0%
	Chula Vista Electric						

Notes:
 Double asterisk (**) Denotes not all workforce data for the month has been accounted for, due to contractor's non-submittal of Certified Payroll Records. Remaining data will be reflected in next monthly report.
 Grey Highlight denotes a contractor that has finished its scope of work.

CUMULATIVE STATISTICAL DATA

		RATIO OF WEEKS REPORTED THIS MONTH	TOTAL NUMBER OF EMPLOYEES (POSITIONS) WORKING THIS MONTH	TOTAL NUMBER OF LOCAL-TO-COUNTY (RESIDENT) WORKERS THIS MONTH	% OF LOCAL-TO-COUNTY WORKERS FILLING POSITIONS THIS MONTH	TOTAL NUMBER OF LOCAL-TO-SWC DISTRICT WORKERS THIS MONTH	% OF LOCAL-TO-SWC DISTRICT WORKERS FILLING POSITIONS THIS MONTH
	PACC Survey _ Michael Baker	19 : 22 **	8	8	100%	0	0%
CBA GOALS:					90%		35%

**Southwestern College - Security Complex
CBA Workforce Utilization Report**

REPORTING MONTH	CONTRACTORS	TOTAL NUMBER OF POSITIONS EMPLOYED	TOTAL NUMBER OF LOCAL-TO-COUNTY (RESIDENT) WORKERS	% of LOCAL-TO-COUNTY WORKERS FILLING POSITIONS	TOTAL NUMBER OF LOCAL-TO-SWC DISTRICT WORKERS	% of LOCAL-TO-SWC DISTRICT WORKERS FILLING POSITIONS
SUB-TOTALS:	A1 Fire			0%		0%
SUB-TOTALS:	Advance Plumbing	11	11	100%	0	0%
SUB-TOTALS:	Afakori Inc (dba: AAF Steel Structural)			0%		0%
SUB-TOTALS:	Alcron Fence	6	6	100%	4	67%
SUB-TOTALS:	Ambrit Serices			0%		0%
SUB-TOTALS:	American Direct			0%		0%
SUB-TOTALS:	Cats Excavating	6	6	100%	2	33%
SUB-TOTALS:	Chula Vista Electric	13	12	92%	3	25%
SUB-TOTALS:	Cut N Core	2	2	100%	1	50%
SUB-TOTALS:	Dave Whipple Sheet Metal Inc			0%		0%
SUB-TOTALS:	David Beckwith and Assoc.	1	0	0%	0	0%
SUB-TOTALS:	Electric Specialty Systems			0%		0%
SUB-TOTALS:	Farwest			0%		0%
SUB-TOTALS:	Final Cleaning Solutions			0%		0%
SUB-TOTALS:	Hufcor			0%		0%
SUB-TOTALS:	Inland Pacific Tile			0%		0%
SUB-TOTALS:	J&B Engineering Surveyors	1	1	100%	0	0%
SUB-TOTALS:	KSU Corporation			0%		0%
SUB-TOTALS:	Magnesite Specialties			0%		0%
SUB-TOTALS:	Murray Co			0%		0%
SUB-TOTALS:	Navmars, Inc.			0%		0%
SUB-TOTALS:	Prospectra			0%		0%
SUB-TOTALS:	Quality Reinforcing			0%		0%
SUB-TOTALS:	RAP Engineering			0%		0%
SUB-TOTALS:	San Diego Steel Solutions Inc			0%		0%
SUB-TOTALS:	Sign Specialist			0%		0%
SUB-TOTALS:	Southcoast Acoustical Interiors			0%		0%
SUB-TOTALS:	Space Savers			0%		0%
SUB-TOTALS:	Specs 7			0%		0%
SUB-TOTALS:	Spooner's Woodworks			0%		0%
SUB-TOTALS:	Standard Drywall			0%		0%
SUB-TOTALS:	Stumbaugh			0%		0%
SUB-TOTALS:	Sun Pacific Glazing			0%		0%
SUB-TOTALS:	Sunrise Bobcat (Sub to Advance)	2	2	100%	0	0%
SUB-TOTALS:	Sunrise Bobcat (Sub to CVE)	1	1	100%	0	0%
SUB-TOTALS:	Sylvester Roofing			0%		0%
SUB-TOTALS:	Vasquez Construction			0%		0%
SUB-TOTALS:	Winegardner			0%		0%
TOTAL:	Number of weekly CPRs:	43	41	95%	10	24%
CBA GOALS:				90% <i>POSITIONS FILLED BY "LOCAL-TO-COUNTY" WORKERS</i>	35% <i>OF THE 90% "LOCAL-TO-COUNTY" POSITIONS TO BE FILLED BY "LOCAL-TO-DISTRICT" WORKERS</i>	

**Southwestern College - Wellness Aquatics Increment 1 and 2 Contracts
CBA Workforce Utilization Report (EXHIBIT 2)**

REPORTING MONTH	CONTRACTORS	RATIO OF WEEKS REPORTED THIS MONTH	TOTAL NUMBER OF POSITIONS EMPLOYED	TOTAL NUMBER OF LOCAL-TO-COUNTY (RESIDENT) WORKERS	% of LOCAL-TO-COUNTY WORKERS FILLING POSITIONS	TOTAL NUMBER OF LOCAL-TO-SWC DISTRICT WORKERS	% of LOCAL-TO-SWC DISTRICT WORKERS FILLING POSITIONS
Mar-16	Concrete _ Conco Pumping	4 : 4	1	0	0%	0	0%
Apr-16	Concrete _ Conco Pumping	4 : 4	0	0	0%	0	0%
May-16	Concrete _ Conco Pumping	5 : 5	0	0	0%	0	0%
Jun-16	Concrete _ Conco Pumping	4 : 4	0	0	0%	0	0%
Jul-16	Concrete _ Conco Pumping	4 : 4	3	1	33%	0	0%
Aug-16	Concrete _ Conco Pumping	4 : 4	2	1	50%	0	0%
Sep-16	Concrete _ Conco Pumping	4 : 4	1	0	0%	0	0%
Oct-16	Concrete _ Conco Pumping	4 : 4	2	0	0%	0	0%
Nov-16	Concrete _ Conco Pumping	4 : 4	1	0	0%	0	0%
Dec-16	Concrete _ Conco Pumping	4 : 4	1	0	0%	0	0%
Jan-17	Concrete _ Conco Pumping	5 : 5	1	0	0%	0	0%
Feb-17	Concrete _ Conco Pumping	4 : 4	0	0	0%	0	0%
Mar-17	Concrete _ Conco Pumping	4 : 4	0	0	0%	0	0%
Apr-17	Concrete _ Conco Pumping	4 : 4	0	0	0%	0	0%
May-17	Concrete _ Conco Pumping	4 : 4	0	0	0%	0	0%
Jun-17	Concrete _ Conco Pumping	4 : 4	0	0	0%	0	0%
Jul-17	Concrete _ Conco Pumping	4 : 4	0	0	0%	0	0%
Aug-17	Concrete _ Conco Pumping	4 : 4	0	0	0%	0	0%
Sep-17	Concrete _ Conco Pumping	4 : 4	0	0	0%	0	0%
Oct-17	Concrete _ Conco Pumping	4 : 4	0	0	0%	0	0%
Nov-17	Concrete _ Conco Pumping	4 : 4	0	0	0%	0	0%
Dec-17	Concrete _ Conco Pumping	5 : 5	0	0	0%	0	0%
Jan-18	Concrete _ Conco Pumping	3 : 3	0	0	0%	0	0%
May-16	Concrete _ Courtney	3 : 3	4	4	100%	0	0%
Jun-16	Concrete _ Courtney	4 : 4	0	0	0%	0	0%
Jul-16	Concrete _ Courtney	4 : 4	0	0	0%	0	0%
Aug-16	Concrete _ Courtney	4 : 4	0	0	0%	0	0%
Sep-16	Concrete _ Courtney	4 : 4	1	0	0%	0	0%
Oct-16	Concrete _ Courtney	4 : 4	4	3	75%	0	0%
Nov-16	Concrete _ Courtney	4 : 4	2	0	0%	0	0%
Dec-16	Concrete _ Courtney	4 : 4	0	0	0%	0	0%
Jan-17	Concrete _ Courtney	5 : 5	1	0	0%	0	0%
Feb-17	Concrete _ Courtney	4 : 4	0	0	0%	0	0%
Mar-17	Concrete _ Courtney	4 : 4	1	1	100%	1	100%
Apr-17	Concrete _ Courtney	4 : 4	0	0	0%	0	0%
May-17	Concrete _ Courtney	4 : 4	2	1	50%	0	0%
Jun-17	Concrete _ Courtney	4 : 4	0	0	0%	0	0%
Jul-17	Concrete _ Courtney	4 : 4	0	0	0%	0	0%
Aug-17	Concrete _ Courtney	4 : 4	0	0	0%	0	0%
Sep-17	Concrete _ Courtney	4 : 4	0	0	0%	0	0%
Oct-17	Concrete _ Courtney	4 : 4	0	0	0%	0	0%
Nov-17	Concrete _ Courtney	4 : 4	0	0	0%	0	0%
Dec-17	Concrete _ Courtney	4 : 4	0	0	0%	0	0%
Jan-18	Concrete _ Courtney	4 : 4	0	0	0%	0	0%
Jul-16	Concrete _ Cut N Core	4 : 4	3	3	100%	3	100%
Aug-16	Concrete _ Cut N Core	4 : 4	0	0	0%	0	0%
Sep-16	Concrete _ Cut N Core	4 : 4	0	0	0%	0	0%
Oct-16	Concrete _ Cut N Core	4 : 4	0	0	0%	0	0%
Nov-16	Concrete _ Cut N Core	4 : 4	0	0	0%	0	0%
Dec-16	Concrete _ Cut N Core	5 : 5	0	0	0%	0	0%
Jan-17	Concrete _ Cut N Core	5 : 5	1	1	100%	1	100%
Feb-17	Concrete _ Cut N Core	4 : 4	0	0	0%	0	0%
Mar-17	Concrete _ Cut N Core	4 : 4	0	0	0%	0	0%
Apr-17	Concrete _ Cut N Core	4 : 4	0	0	0%	0	0%
May-17	Concrete _ Cut N Core	4 : 4	0	0	0%	0	0%
Jun-17	Concrete _ Cut N Core	4 : 4	0	0	0%	0	0%
Jul-17	Concrete _ Cut N Core	4 : 4	0	0	0%	0	0%
Aug-17	Concrete _ Cut N Core	4 : 4	0	0	0%	0	0%
Sep-17	Concrete _ Cut N Core	4 : 4	0	0	0%	0	0%
Oct-17	Concrete _ Cut N Core	4 : 4	0	0	0%	0	0%
Nov-17	Concrete _ Cut N Core	4 : 4	0	0	0%	0	0%
Dec-17	Concrete _ Cut N Core	5 : 5	0	0	0%	0	0%
Jan-18	Concrete _ Cut N Core	2 : 2	0	0	0%	0	0%
Aug-17	Concrete _ Cut N Core (sub to D&D)	4 : 4	1	1	100%	1	100%
Sep-17	Concrete _ Cut N Core (sub to D&D)	3 : 3	2	1	50%	1	100%
Mar-16	Concrete _ D&D Concrete	1 : 1	5	5	100%	2	40%
Apr-16	Concrete _ D&D Concrete	4 : 4	6	6	100%	0	0%
May-16	Concrete _ D&D Concrete	4 : 4	0	0	0%	0	0%
Jun-16	Concrete _ D&D Concrete	4 : 4	0	0	0%	0	0%
Jul-16	Concrete _ D&D Concrete	4 : 4	15	15	100%	3	20%
Aug-16	Concrete _ D&D Concrete	4 : 4	10	10	100%	1	10%

**Southwestern College - Wellness Aquatics Increment 1 and 2 Contracts
CBA Workforce Utilization Report (EXHIBIT 2)**

Sep-16	Concrete _ D&D Concrete	4 : 4	0	0	0%	0	0%
Oct-16	Concrete _ D&D Concrete	4 : 4	2	2	100%	1	50%
Nov-16	Concrete _ D&D Concrete	4 : 4	1	1	100%	0	0%
Dec-16	Concrete _ D&D Concrete	4 : 4	2	1	50%	0	0%
Jan-17	Concrete _ D&D Concrete	5 : 5	1	1	100%	1	100%
Feb-17	Concrete _ D&D Concrete	4 : 4	0	0	0%	0	0%
Mar-17	Concrete _ D&D Concrete	4 : 4	0	0	0%	0	0%
Apr-17	Concrete _ D&D Concrete	4 : 4	4	4	100%	2	50%
May-17	Concrete _ D&D Concrete	4 : 4	9	2	22%	0	0%
Jun-17	Concrete _ D&D Concrete	4 : 4	4	4	100%	1	25%
Jul-17	Concrete _ D&D Concrete	5 : 5	8	4	50%	1	25%
Aug-17	Concrete _ D&D Concrete	4 : 4	4	4	100%	1	25%
Sep-17	Concrete _ D&D Concrete	5 : 5	1	1	100%	1	100%
Oct-17	Concrete _ D&D Concrete	4 : 4	0	0	0%	0	0%
Nov-17	Concrete _ D&D Concrete	4 : 4	2	2	100%	1	50%
Dec-17	Concrete _ D&D Concrete	4 : 4	0	0	0%	0	0%
Jan-18	Concrete _ D&D Concrete	4 : 4	0	0	0%	0	0%
Feb-18	Concrete _ D&D Concrete	4 : 4	0	0	0%	0	0%
Mar-18	Concrete _ D&D Concrete	4 : 4	0	0	0%	0	0%
Feb-16	Concrete _ FJ Willert	1 : 1	1	0	0%	0	0%
Mar-16	Concrete _ FJ Willert	4 : 4	2	2	100%	1	50%
Apr-16	Concrete _ FJ Willert	4 : 4	2	1	50%	0	0%
May-16	Concrete _ FJ Willert	4 : 4	2	1	50%	0	0%
Jun-16	Concrete _ FJ Willert	4 : 4	5	5	100%	1	20%
Jul-16	Concrete _ FJ Willert	4 : 4	1	1	100%	0	0%
Aug-16	Concrete _ FJ Willert	4 : 4	5	5	100%	2	40%
Sep-16	Concrete _ FJ Willert	4 : 4	0	0	0%	0	0%
Oct-16	Concrete _ FJ Willert	4 : 4	9	8	89%	1	13%
Nov-16	Concrete _ FJ Willert	4 : 4	1	1	100%	0	0%
Dec-16	Concrete _ FJ Willert	5 : 5	0	0	0%	0	0%
Jan-17	Concrete _ FJ Willert	4 : 4	0	0	0%	0	0%
Feb-17	Concrete _ FJ Willert	4 : 4	0	0	0%	0	0%
Apr-17	Concrete _ FJ Willert (sub to D&D)	2 : 2	3	3	100%	0	0%
May-17	Concrete _ FJ Willert (sub to D&D)	4 : 4	3	3	100%	2	67%
Jun-17	Concrete _ FJ Willert (sub to D&D)	4 : 4	1	1	100%	1	100%
Jul-17	Concrete _ FJ Willert (sub to D&D)	4 : 4	0	0	0%	0	0%
Aug-17	Concrete _ FJ Willert (sub to D&D)	4 : 4	0	0	0%	0	0%
Sep-17	Concrete _ FJ Willert (sub to D&D)	4 : 4	0	0	0%	0	0%
Oct-17	Concrete _ FJ Willert (sub to D&D)	1 : 1	0	0	0%	0	0%
May-17	Concrete _ Merli (sub to D&D)	4 : 4	2	1	50%	1	100%
Jun-17	Concrete _ Merli (sub to D&D)	4 : 4	0	0	0%	0	0%
Jul-17	Concrete _ Merli (sub to D&D)	4 : 4	3	2	67%	1	50%
Aug-17	Concrete _ Merli (sub to D&D)	4 : 4	2	2	100%	0	0%
Sep-17	Concrete _ Merli (sub to D&D)	5 : 5	1	0	0%	0	0%
Oct-17	Concrete _ Merli (sub to D&D)	4 : 4	2	2	100%	0	0%
Nov-17	Concrete _ Merli (sub to D&D)	4 : 4	1	1	100%	0	0%
Dec-17	Concrete _ Merli (sub to D&D)	5 : 5	0	0	0%	0	0%
Jan-18	Concrete _ Merli (sub to D&D)	3 : 3	0	0	0%	0	0%
Apr-16	Concrete _ Marco Crane	2 : 2	7	4	57%	0	0%
May-16	Concrete _ Marco Crane	5 : 5	0	0	0%	0	0%
Jun-16	Concrete _ Marco Crane	4 : 4	0	0	0%	0	0%
Jul-16	Concrete _ Marco Crane	5 : 5	0	0	0%	0	0%
Aug-16	Concrete _ Marco Crane	4 : 4	0	0	0%	0	0%
Sep-16	Concrete _ Marco Crane	4 : 4	0	0	0%	0	0%
Oct-16	Concrete _ Marco Crane	4 : 4	0	0	0%	0	0%
Nov-16	Concrete _ Marco Crane	3 : 3	0	0	0%	0	0%
Sep-16	Concrete _ McMahon Steel	1 : 1	1	1	100%	0	0%
Oct-16	Concrete _ McMahon Steel	4 : 4	1	1	100%	1	100%
Nov-16	Concrete _ McMahon Steel	3 : 3	1	1	100%	1	100%
Feb-16	Concrete _ Minegar	4 : 4	5	3	60%	0	0%
Mar-16	Concrete _ Minegar	4 : 4	13	9	69%	3	33%
Apr-16	Concrete _ Minegar	4 : 4	3	2	67%	1	50%
May-16	Concrete _ Minegar	4 : 4	1	1	100%	0	0%
Jun-16	Concrete _ Minegar	4 : 4	11	8	73%	1	13%
Jul-16	Concrete _ Minegar	4 : 4	2	2	100%	1	50%
Aug-16	Concrete _ Minegar	4 : 4	5	4	80%	2	50%
Sep-16	Concrete _ Minegar	4 : 4	0	0	0%	0	0%
Oct-16	Concrete _ Minegar	4 : 4	1	1	100%	1	100%
Nov-16	Concrete _ Minegar	4 : 4	1	1	100%	0	0%
Dec-16	Concrete _ Minegar	4 : 4	1	0	0%	0	0%
Jan-17	Concrete _ Minegar	5 : 5	1	1	100%	0	0%
Feb-17	Concrete _ Minegar	4 : 4	0	0	0%	0	0%
Mar-17	Concrete _ Minegar	4 : 4	0	0	0%	0	0%
Apr-17	Concrete _ Minegar	5 : 5	1	1	100%	0	0%
May-17	Concrete _ Minegar	4 : 4	1	1	100%	0	0%
Jun-17	Concrete _ Minegar	4 : 4	0	0	0%	0	0%
Jul-17	Concrete _ Minegar	5 : 5	1	1	100%	0	0%
Aug-17	Concrete _ Minegar	4 : 4	0	0	0%	0	0%
Sep-17	Concrete _ Minegar	4 : 4	1	1	100%	0	0%

**Southwestern College - Wellness Aquatics Increment 1 and 2 Contracts
CBA Workforce Utilization Report (EXHIBIT 2)**

Oct-17	Concrete _ Minegar	4 : 4	0	0	0%	0	0%
Nov-17	Concrete _ Minegar	4 : 4	1	1	100%	1	100%
Dec-17	Concrete _ Minegar	5 : 5	0	0	0%	0	0%
Jan-18	Concrete _ Minegar	4 : 4	0	0	0%	0	0%
Feb-18	Concrete _ Minegar	4 : 4	0	0	0%	0	0%
Mar-18	Concrete _ Minegar	2 : 2	0	0	0%	0	0%
Sep-16	Concrete _ Mr. Crane	3 : 3	14	2	14%	1	50%
Oct-16	Concrete _ Mr. Crane	4 : 4	4	1	25%	0	0%
Nov-16	Concrete _ Mr. Crane	4 : 4	0	0	0%	0	0%
Oct-17	Concrete _ Surfacing Solutions	2 : 2	4	2	50%	2	100%
Nov-17	Concrete _ Surfacing Solutions	4 : 4	2	1	50%	1	100%
Dec-17	Concrete _ Surfacing Solutions	3 : 3	1	0	0%	0	0%
Mar-16	Concrete _ Pacific Steel Group	4 : 4	8	1	13%	0	0%
Apr-16	Concrete _ Pacific Steel Group	4 : 4	10	9	90%	3	33%
May-16	Concrete _ Pacific Steel Group	4 : 4	3	2	67%	1	50%
Jun-16	Concrete _ Pacific Steel Group	4 : 4	10	8	80%	4	50%
Jul-16	Concrete _ Pacific Steel Group	4 : 4	7	6	86%	4	67%
Aug-16	Concrete _ Pacific Steel Group	4 : 4	4	4	100%	0	0%
Sep-16	Concrete _ Pacific Steel Group	4 : 4	4	4	100%	2	50%
Oct-16	Concrete _ Pacific Steel Group	5 : 5	3	2	67%	0	0%
Nov-16	Concrete _ Pacific Steel Group	4 : 4	1	1	100%	0	0%
Dec-16	Concrete _ Pacific Steel Group	5 : 5	7	7	100%	3	43%
Jan-17	Concrete _ Pacific Steel Group	4 : 4	0	0	0%	0	0%
Feb-17	Concrete _ Pacific Steel Group	4 : 4	0	0	0%	0	0%
Mar-17	Concrete _ Pacific Steel Group	4 : 4	1	1	100%	0	0%
Apr-17	Concrete _ Pacific Steel Group	4 : 4	1	0	0%	0	0%
May-17	Concrete _ Pacific Steel Group	4 : 4	0	0	0%	0	0%
Jun-17	Concrete _ Pacific Steel Group	4 : 4	0	0	0%	0	0%
Jul-17	Concrete _ Pacific Steel Group	4 : 4	6	6	100%	2	33%
Aug-17	Concrete _ Pacific Steel Group	4 : 4	0	0	0%	0	0%
Sep-17	Concrete _ Pacific Steel Group	4 : 4	0	0	0%	0	0%
Oct-17	Concrete _ Pacific Steel Group	4 : 4	0	0	0%	0	0%
Nov-17	Concrete _ Pacific Steel Group	4 : 4	0	0	0%	0	0%
Dec-17	Concrete _ Pacific Steel Group	5 : 5	0	0	0%	0	0%
Jan-18	Concrete _ Pacific Steel Group	4 : 4	0	0	0%	0	0%
Feb-18	Concrete _ Pacific Steel Group	1 : 1	0	0	0%	0	0%
Jun-16	Earthwork _ Cut N Core	2 : 2	2	2	100%	2	100%
Jul-16	Earthwork _ Cut N Core	5 : 5	0	0	0%	0	0%
Aug-16	Earthwork _ Cut N Core	4 : 4	0	0	0%	0	0%
Sep-16	Earthwork _ Cut N Core	4 : 4	0	0	0%	0	0%
Oct-16	Earthwork _ Cut N Core	4 : 4	0	0	0%	0	0%
Nov-16	Earthwork _ Cut N Core	1 : 1	0	0	0%	0	0%
Aug-16	Earthwork _ Panorama	4 : 4	2	0	0%	0	0%
Sep-16	Earthwork _ Panorama	4 : 4	0	0	0%	0	0%
Oct-16	Earthwork _ Panorama	4 : 4	0	0	0%	0	0%
Aug-16	Earthwork _ Vance	2 : 2	8	0	0%	0	0%
Feb-16	Earthwork _ All Clean Sweeing dba: D&N Sweeping	2 : 2	1	1	100%	0	0%
Mar-16	Earthwork _ All Clean Sweeing dba: D&N Sweeping	1 : 1	0	0	0%	0	0%
Nov-17	Earthwork _ Ambrit	1 : 1	6	6	100%	1	17%
Dec-17	Earthwork _ Ambrit	1 : 1	0	0	0%	0	0%
Nov-15	Earthwork _ FJ Willert	3 : 3	10	10	100%	2	20%
Dec-15	Earthwork _ FJ Willert	5 : 5	11	10	91%	2	20%
Jan-16	Earthwork _ FJ Willert	5 : 5	7	7	100%	3	43%
Feb-16	Earthwork _ FJ Willert	4 : 4	7	6	86%	1	17%
Mar-16	Earthwork _ FJ Willert	4 : 4	5	5	100%	0	0%
Apr-16	Earthwork _ FJ Willert	4 : 4	1	1	100%	0	0%
May-16	Earthwork _ FJ Willert	4 : 4	1	1	100%	0	0%
Jun-16	Earthwork _ FJ Willert	4 : 4	7	7	100%	2	29%
Jul-16	Earthwork _ FJ Willert	4 : 4	2	2	100%	0	0%
Aug-16	Earthwork _ FJ Willert	5 : 5	4	4	100%	1	25%
Sep-16	Earthwork _ FJ Willert	4 : 4	3	3	100%	1	33%
Oct-16	Earthwork _ FJ Willert	4 : 4	4	3	75%	0	0%
Nov-16	Earthwork _ FJ Willert	4 : 4	1	1	100%	0	0%
Dec-16	Earthwork _ FJ Willert	5 : 5	1	1	100%	0	0%
Jan-17	Earthwork _ FJ Willert	4 : 4	1	1	100%	0	0%
Feb-17	Earthwork _ FJ Willert	4 : 4	0	0	0%	0	0%
Mar-17	Earthwork _ FJ Willert	4 : 4	4	3	75%	0	0%
Apr-17	Earthwork _ FJ Willert	5 : 5	7	7	100%	1	14%
May-17	Earthwork _ FJ Willert	4 : 4	0	0	0%	0	0%
Jun-17	Earthwork _ FJ Willert	4 : 4	4	4	100%	2	50%
Jul-17	Earthwork _ FJ Willert	4 : 4	2	2	100%	1	50%
Aug-17	Earthwork _ FJ Willert	4 : 4	0	0	0%	0	0%
Sep-17	Earthwork _ FJ Willert	4 : 4	0	0	0%	0	0%
Oct-17	Earthwork _ FJ Willert	4 : 4	0	0	0%	0	0%
Nov-17	Earthwork _ FJ Willert	4 : 4	0	0	0%	0	0%
Dec-17	Earthwork _ FJ Willert	5 : 5	2	2	100%	0	0%
Jan-18	Earthwork _ FJ Willert	4 : 4	0	0	0%	0	0%
Feb-18	Earthwork _ FJ Willert	4 : 4	0	0	0%	0	0%
Mar-18	Earthwork _ FJ Willert	3 : 3	0	0	0%	0	0%

**Southwestern College - Wellness Aquatics Increment 1 and 2 Contracts
CBA Workforce Utilization Report (EXHIBIT 2)**

May-17	Earthwork_Penhall	1 : 1	1	1	100%	0	0%
Jun-17	Earthwork_Penhall	4 : 4	0	0	0%	0	0%
Jul-17	Earthwork_Penhall	4 : 4	0	0	0%	0	0%
Aug-17	Earthwork_Penhall	4 : 4	0	0	0%	0	0%
Sep-17	Earthwork_Penhall	4 : 4	0	0	0%	0	0%
Oct-17	Earthwork_Penhall	4 : 4	0	0	0%	0	0%
Nov-17	Earthwork_Penhall	4 : 4	0	0	0%	0	0%
Dec-17	Earthwork_Penhall	1 : 1	0	0	0%	0	0%
Aug-16	Earthwork_Pavement Recycling	1 : 1	1	0	0%	0	0%
Feb-16	Earthwork_Day & Night	1 : 1	1	1	100%	0	0%
Jul-17	Earthwork_RAP Engineering	3 : 3	10	10	100%	1	10%
Aug-17	Earthwork_RAP Engineering	4 : 4	0	0	0%	0	0%
Sep-17	Earthwork_RAP Engineering	4 : 4	0	0	0%	0	0%
Oct-17	Earthwork_RAP Engineering	4 : 4	0	0	0%	0	0%
Nov-17	Earthwork_RAP Engineering	4 : 4	6	6	100%	0	0%
Dec-17	Earthwork_RAP Engineering	4 : 4	0	0	0%	0	0%
Jan-18	Earthwork_RAP Engineering	2 : 2	0	0	0%	0	0%
Feb-16	Inc 2: BP 08-2 Aggregate Piers _ FJ Willert	1 : 1	1	0	0%	0	0%
Mar-16	Inc 2: BP 08-2 Aggregate Piers _ FJ Willert	4 : 4	2	2	100%	1	50%
Apr-16	Inc 2: BP 08-2 Aggregate Piers _ FJ Willert	4 : 4	6	5	83%	0	0%
Mar-16	Inc 2: BP 08-2 Aggregate Piers _ Hayward Baker	4 : 4	11	8	73%	2	25%
Apr-16	Inc 2: BP 08-2 Aggregate Piers _ Hayward Baker	4 : 4	0	0	0%	0	0%
Sep-16	Inc 2: BP 10-2 Steel _ Infinity Metals	1 : 1	1	1	100%	0	0%
Oct-16	Inc 2: BP 10-2 Steel _ Infinity Metals	4 : 4	5	5	100%	1	20%
Nov-16	Inc 2: BP 10-2 Steel _ Infinity Metals	4 : 4	1	0	0%	0	0%
Dec-16	Inc 2: BP 10-2 Steel _ Infinity Metals	4 : 4	2	1	50%	1	100%
Jan-17	Inc 2: BP 10-2 Steel _ Infinity Metals	5 : 5	0	0	0%	0	0%
Feb-17	Inc 2: BP 10-2 Steel _ Infinity Metals	4 : 4	0	0	0%	0	0%
Mar-17	Inc 2: BP 10-2 Steel _ Infinity Metals	4 : 4	0	0	0%	0	0%
Apr-17	Inc 2: BP 10-2 Steel _ Infinity Metals	1 : 1	0	0	0%	0	0%
Jun-16	Inc 2: BP 10-2 Steel _ Marco Crane	3 : 3	3	3	100%	1	33%
Jul-16	Inc 2: BP 10-2 Steel _ Marco Crane	4 : 4	0	0	0%	0	0%
Aug-16	Inc 2: BP 10-2 Steel _ Marco Crane	4 : 4	0	0	0%	0	0%
Sep-16	Inc 2: BP 10-2 Steel _ Marco Crane	4 : 4	0	0	0%	0	0%
Oct-16	Inc 2: BP 10-2 Steel _ Marco Crane	4 : 4	0	0	0%	0	0%
Nov-16	Inc 2: BP 10-2 Steel _ Marco Crane	4 : 4	4	4	100%	1	25%
Dec-16	Inc 2: BP 10-2 Steel _ Marco Crane	1 : 1	0	0	0%	0	0%
Jun-16	Inc 2: BP 10-2 Steel _ McMahon Steel	2 : 2	6	6	100%	4	67%
Jul-16	Inc 2: BP 10-2 Steel _ McMahon Steel	4 : 4	0	0	0%	0	0%
Aug-16	Inc 2: BP 10-2 Steel _ McMahon Steel	4 : 4	1	1	100%	1	100%
Sep-16	Inc 2: BP 10-2 Steel _ McMahon Steel	4 : 4	8	7	88%	7	100%
Oct-16	Inc 2: BP 10-2 Steel _ McMahon Steel	4 : 4	9	9	100%	8	89%
Nov-16	Inc 2: BP 10-2 Steel _ McMahon Steel	4 : 4	7	7	100%	5	71%
Dec-16	Inc 2: BP 10-2 Steel _ McMahon Steel	4 : 4	3	3	100%	3	100%
Jan-17	Inc 2: BP 10-2 Steel _ McMahon Steel	5 : 5	0	0	0%	0	0%
Feb-17	Inc 2: BP 10-2 Steel _ McMahon Steel	4 : 4	0	0	0%	0	0%
Mar-17	Inc 2: BP 10-2 Steel _ McMahon Steel	4 : 4	0	0	0%	0	0%
Apr-17	Inc 2: BP 10-2 Steel _ McMahon Steel	4 : 4	1	1	100%	1	100%
May-17	Inc 2: BP 10-2 Steel _ McMahon Steel	4 : 4	0	0	0%	0	0%
Jun-17	Inc 2: BP 10-2 Steel _ McMahon Steel	4 : 4	0	0	0%	0	0%
Jul-17	Inc 2: BP 10-2 Steel _ McMahon Steel	4 : 4	0	0	0%	0	0%
Aug-17	Inc 2: BP 10-2 Steel _ McMahon Steel	4 : 4	1	1	100%	1	100%
Sep-17	Inc 2: BP 10-2 Steel _ McMahon Steel	4 : 4	2	2	100%	2	100%
Oct-17	Inc 2: BP 10-2 Steel _ McMahon Steel	4 : 4	1	1	100%	1	100%
Nov-17	Inc 2: BP 10-2 Steel _ McMahon Steel	4 : 4	0	0	0%	0	0%
Dec-17	Inc 2: BP 10-2 Steel _ McMahon Steel	4 : 4	1	1	100%	1	100%
Jan-18	Inc 2: BP 10-2 Steel _ McMahon Steel	4 : 4	0	0	0%	0	0%
Feb-18	Inc 2: BP 10-2 Steel _ McMahon Steel	4 : 4	0	0	0%	0	0%
Mar-18	Inc 2: BP 10-2 Steel _ McMahon Steel	4 : 4	0	0	0%	0	0%
Apr-18	Inc 2: BP 10-2 Steel _ McMahon Steel	4 : 4	2	2	100%	2	100%
May-18	Inc 2: BP 10-2 Steel _ McMahon Steel	4 : 4	0	0	0%	0	0%
Jun-18	Inc 2: BP 10-2 Steel _ McMahon Steel	4 : 4	0	0	0%	0	0%
Jul-18	Inc 2: BP 10-2 Steel _ McMahon Steel	3 : 3	0	0	0%	0	0%
Oct-16	Inc 2: BP 11-2 Sheetmetal _ Letner	4 : 4	1	0	0%	0	0%
Nov-16	Inc 2: BP 11-2 Sheetmetal _ Letner	4 : 4	1	0	0%	0	0%
Dec-16	Inc 2: BP 11-2 Sheetmetal _ Letner	4 : 4	1	0	0%	0	0%
Jan-17	Inc 2: BP 11-2 Sheetmetal _ Letner	4 : 4	0	0	0%	0	0%
Feb-17	Inc 2: BP 11-2 Sheetmetal _ Letner	4 : 4	0	0	0%	0	0%
Mar-17	Inc 2: BP 11-2 Sheetmetal _ Letner	4 : 4	2	2	100%	1	50%
Apr-17	Inc 2: BP 11-2 Sheetmetal _ Letner	4 : 4	2	0	0%	0	0%
May-17	Inc 2: BP 11-2 Sheetmetal _ Letner	4 : 4	1	1	100%	0	0%
Jun-17	Inc 2: BP 11-2 Sheetmetal _ Letner	4 : 4	0	0	0%	0	0%
Jul-17	Inc 2: BP 11-2 Sheetmetal _ Letner	4 : 4	4	2	50%	0	0%
Aug-17	Inc 2: BP 11-2 Sheetmetal _ Letner	5 : 5	5	5	100%	1	20%
Sep-17	Inc 2: BP 11-2 Sheetmetal _ Letner	4 : 4	1	0	0%	0	0%
Oct-17	Inc 2: BP 11-2 Sheetmetal _ Letner	4 : 4	3	0	0%	0	0%
Nov-17	Inc 2: BP 11-2 Sheetmetal _ Letner	4 : 4	3	0	0%	0	0%
Dec-17	Inc 2: BP 11-2 Sheetmetal _ Letner	4 : 4	0	0	0%	0	0%
Jan-18	Inc 2: BP 11-2 Sheetmetal _ Letner	5 : 5	0	0	0%	0	0%

**Southwestern College - Wellness Aquatics Increment 1 and 2 Contracts
CBA Workforce Utilization Report (EXHIBIT 2)**

Feb-18	Inc 2: BP 11-2 Sheetmetal _ Letner	4 : 4	0	0	0%	0	0%
Mar-18	Inc 2: BP 11-2 Sheetmetal _ Letner	2 : 2	0	0	0%	0	0%
May-17	Inc 2: BP 11-2 Sheetmetal _ Standard Drywall	4 : 4	4	0	0%	0	0%
Jun-17	Inc 2: BP 11-2 Sheetmetal _ Standard Drywall	4 : 4	1	0	0%	0	0%
Jul-17	Inc 2: BP 11-2 Sheetmetal _ Standard Drywall	4 : 4	0	0	0%	0	0%
Aug-17	Inc 2: BP 11-2 Sheetmetal _ Standard Drywall	4 : 4	0	0	0%	0	0%
Sep-17	Inc 2: BP 11-2 Sheetmetal _ Standard Drywall	4 : 4	0	0	0%	0	0%
Oct-17	Inc 2: BP 11-2 Sheetmetal _ Standard Drywall	4 : 4	0	0	0%	0	0%
Nov-17	Inc 2: BP 11-2 Sheetmetal _ Standard Drywall	4 : 4	1	0	0%	0	0%
Dec-17	Inc 2: BP 11-2 Sheetmetal _ Standard Drywall	3 : 3	0	0	0%	0	0%
Oct-16	Inc 2: BP 12-2 Roofing _ A Good Roofer	1 : 1	6	6	100%	3	50%
Nov-16	Inc 2: BP 12-2 Roofing _ A Good Roofer	4 : 4	4	4	100%	0	0%
Dec-16	Inc 2: BP 12-2 Roofing _ A Good Roofer	5 : 5	6	6	100%	3	50%
Jan-17	Inc 2: BP 12-2 Roofing _ A Good Roofer	5 : 5	1	0	0%	0	0%
Feb-17	Inc 2: BP 12-2 Roofing _ A Good Roofer	4 : 4	0	0	0%	0	0%
Mar-17	Inc 2: BP 12-2 Roofing _ A Good Roofer	4 : 4	5	5	100%	2	40%
Apr-17	Inc 2: BP 12-2 Roofing _ A Good Roofer	4 : 4	1	0	0%	0	0%
May-17	Inc 2: BP 12-2 Roofing _ A Good Roofer	4 : 4	1	1	100%	0	0%
Jun-17	Inc 2: BP 12-2 Roofing _ A Good Roofer	4 : 4	0	0	0%	0	0%
Jul-17	Inc 2: BP 12-2 Roofing _ A Good Roofer	4 : 4	0	0	0%	0	0%
Aug-17	Inc 2: BP 12-2 Roofing _ A Good Roofer	4 : 4	0	0	0%	0	0%
Sep-17	Inc 2: BP 12-2 Roofing _ A Good Roofer	4 : 4	0	0	0%	0	0%
Oct-17	Inc 2: BP 12-2 Roofing _ A Good Roofer	4 : 4	0	0	0%	0	0%
Nov-17	Inc 2: BP 12-2 Roofing _ A Good Roofer	4 : 4	0	0	0%	0	0%
Dec-17	Inc 2: BP 12-2 Roofing _ A Good Roofer	5 : 5	0	0	0%	0	0%
Jan-18	Inc 2: BP 12-2 Roofing _ A Good Roofer	2 : 2	1	1	100%	0	0%
Nov-16	Inc 2: BP 13-2 General _ Alcal	2 : 2	2	2	100%	1	50%
Dec-16	Inc 2: BP 13-2 General _ Alcal	4 : 4	2	2	100%	1	50%
Jan-17	Inc 2: BP 13-2 General _ Alcal	4 : 4	2	2	100%	2	100%
Feb-17	Inc 2: BP 13-2 General _ Alcal	4 : 4	0	0	0%	0	0%
Mar-17	Inc 2: BP 13-2 General _ Alcal	4 : 4	0	0	0%	0	0%
Apr-17	Inc 2: BP 13-2 General _ Alcal	4 : 4	5	0	0%	0	0%
May-17	Inc 2: BP 13-2 General _ Alcal	4 : 4	0	0	0%	0	0%
Jun-17	Inc 2: BP 13-2 General _ Alcal	4 : 4	0	0	0%	0	0%
Jul-17	Inc 2: BP 13-2 General _ Alcal	4 : 4	0	0	0%	0	0%
Aug-17	Inc 2: BP 13-2 General _ Alcal	4 : 4	0	0	0%	0	0%
Sep-17	Inc 2: BP 13-2 General _ Alcal	4 : 4	0	0	0%	0	0%
Oct-17	Inc 2: BP 13-2 General _ Alcal	4 : 4	0	0	0%	0	0%
Nov-17	Inc 2: BP 13-2 General _ Alcal	4 : 4	0	0	0%	0	0%
Dec-17	Inc 2: BP 13-2 General _ Alcal	5 : 5	0	0	0%	0	0%
Jan-18	Inc 2: BP 13-2 General _ Alcal	4 : 4	0	0	0%	0	0%
Feb-18	Inc 2: BP 13-2 General _ Alcal	4 : 4	0	0	0%	0	0%
Mar-18	Inc 2: BP 13-2 General _ Alcal	4 : 4	0	0	0%	0	0%
Apr-18	Inc 2: BP 13-2 General _ Alcal	4 : 4	0	0	0%	0	0%
Jan-17	Inc 2: BP 13-2 General _ Alert	3 : 3	3	0	0%	0	0%
Feb-17	Inc 2: BP 13-2 General _ Alert	4 : 4	0	0	0%	0	0%
Mar-17	Inc 2: BP 13-2 General _ Alert	4 : 4	0	0	0%	0	0%
Apr-17	Inc 2: BP 13-2 General _ Alert	4 : 4	0	0	0%	0	0%
May-17	Inc 2: BP 13-2 General _ Alert	4 : 4	0	0	0%	0	0%
Jun-17	Inc 2: BP 13-2 General _ Alert	5 : 5	1	0	0%	0	0%
Jul-16	Inc 2: BP 13-2 General _ Brady	2 : 2	1	1	100%	1	100%
Aug-16	Inc 2: BP 13-2 General _ Brady	5 : 5	0	0	0%	0	0%
Sep-16	Inc 2: BP 13-2 General _ Brady	4 : 4	1	1	100%	1	100%
Oct-16	Inc 2: BP 13-2 General _ Brady	4 : 4	5	5	100%	2	40%
Nov-16	Inc 2: BP 13-2 General _ Brady	4 : 4	10	8	80%	6	75%
Dec-16	Inc 2: BP 13-2 General _ Brady	4 : 4	12	5	42%	1	20%
Jan-17	Inc 2: BP 13-2 General _ Brady	5 : 5	20	18	90%	12	67%
Feb-17	Inc 2: BP 13-2 General _ Brady	4 : 4	15	13	87%	5	38%
Mar-17	Inc 2: BP 13-2 General _ Brady	4 : 4	12	10	83%	5	50%
Apr-17	Inc 2: BP 13-2 General _ Brady	4 : 4	32	26	81%	14	54%
May-17	Inc 2: BP 13-2 General _ Brady	4 : 4	16	15	94%	6	40%
Jun-17	Inc 2: BP 13-2 General _ Brady	4 : 4	4	4	100%	0	0%
Jul-17	Inc 2: BP 13-2 General _ Brady	4 : 4	5	5	100%	1	20%
Aug-17	Inc 2: BP 13-2 General _ Brady	4 : 4	4	4	100%	2	50%
Sep-17	Inc 2: BP 13-2 General _ Brady	4 : 4	6	6	100%	1	17%
Oct-17	Inc 2: BP 13-2 General _ Brady	4 : 4	4	4	100%	1	25%
Nov-17	Inc 2: BP 13-2 General _ Brady	4 : 4	2	2	100%	1	50%
Dec-17	Inc 2: BP 13-2 General _ Brady	4 : 4	5	5	100%	2	40%
Jan-18	Inc 2: BP 13-2 General _ Brady	4 : 4	2	2	100%	1	50%
Feb-18	Inc 2: BP 13-2 General _ Brady	4 : 4	0	0	0%	0	0%
Mar-18	Inc 2: BP 13-2 General _ Brady	4 : 4	0	0	0%	0	0%
Apr-18	Inc 2: BP 13-2 General _ Brady	4 : 4	0	0	0%	0	0%
May-18	Inc 2: BP 13-2 General _ Brady	4 : 4	0	0	0%	0	0%
Jun-18	Inc 2: BP 13-2 General _ Brady	2 : 2	0	0	0%	0	0%
Oct-16	Inc 2: BP 13-2 General _ Commercial Scaffold	5 : 5	3	3	100%	0	0%
Nov-16	Inc 2: BP 13-2 General _ Commercial Scaffold	4 : 4	0	0	0%	0	0%
Dec-16	Inc 2: BP 13-2 General _ Commercial Scaffold	4 : 4	1	1	100%	0	0%
Jan-17	Inc 2: BP 13-2 General _ Commercial Scaffold	4 : 4	5	4	80%	1	25%
Feb-17	Inc 2: BP 13-2 General _ Commercial Scaffold	4 : 4	4	3	75%	0	0%

**Southwestern College - Wellness Aquatics Increment 1 and 2 Contracts
CBA Workforce Utilization Report (EXHIBIT 2)**

Mar-17	Inc 2: BP 13-2 General _ Commercial Scaffold	4 : 4		5	4	80%	0	0%
Apr-17	Inc 2: BP 13-2 General _ Commercial Scaffold	5 : 5		1	0	0%	0	0%
May-17	Inc 2: BP 13-2 General _ Commercial Scaffold	4 : 4		2	2	100%	1	50%
Jun-17	Inc 2: BP 13-2 General _ Commercial Scaffold	4 : 4		4	3	75%	0	0%
Jul-17	Inc 2: BP 13-2 General _ Commercial Scaffold	4 : 4		0	0	0%	0	0%
Aug-17	Inc 2: BP 13-2 General _ Commercial Scaffold	4 : 4		0	0	0%	0	0%
Sep-17	Inc 2: BP 13-2 General _ Commercial Scaffold	4 : 4		0	0	0%	0	0%
Oct-17	Inc 2: BP 13-2 General _ Commercial Scaffold	5 : 5		0	0	0%	0	0%
Nov-17	Inc 2: BP 13-2 General _ Commercial Scaffold	3 : 3		0	0	0%	0	0%
Jul-16	Inc 2: BP 13-2 General _ Electro Specialty Sys	1 : 1		2	2	100%	0	0%
Aug-16	Inc 2: BP 13-2 General _ Electro Specialty Sys	4 : 4		5	5	100%	1	20%
Sep-16	Inc 2: BP 13-2 General _ Electro Specialty Sys	4 : 4		0	0	0%	0	0%
Oct-16	Inc 2: BP 13-2 General _ Electro Specialty Sys	4 : 4		0	0	0%	0	0%
Nov-16	Inc 2: BP 13-2 General _ Electro Specialty Sys	4 : 4		0	0	0%	0	0%
Dec-16	Inc 2: BP 13-2 General _ Electro Specialty Sys	5 : 5		0	0	0%	0	0%
Jan-17	Inc 2: BP 13-2 General _ Electro Specialty Sys	5 : 5		0	0	0%	0	0%
Feb-17	Inc 2: BP 13-2 General _ Electro Specialty Sys	4 : 4		0	0	0%	0	0%
Mar-17	Inc 2: BP 13-2 General _ Electro Specialty Sys	4 : 4		0	0	0%	0	0%
Apr-17	Inc 2: BP 13-2 General _ Electro Specialty Sys	4 : 4		0	0	0%	0	0%
May-17	Inc 2: BP 13-2 General _ Electro Specialty Sys	4 : 4		0	0	0%	0	0%
Jun-17	Inc 2: BP 13-2 General _ Electro Specialty Sys	4 : 4		1	1	100%	0	0%
Jul-17	Inc 2: BP 13-2 General _ Electro Specialty Sys	4 : 4		0	0	0%	0	0%
Aug-17	Inc 2: BP 13-2 General _ Electro Specialty Sys	4 : 4		0	0	0%	0	0%
Sep-17	Inc 2: BP 13-2 General _ Electro Specialty Sys	4 : 4		0	0	0%	0	0%
Oct-17	Inc 2: BP 13-2 General _ Electro Specialty Sys	4 : 4		0	0	0%	0	0%
Nov-17	Inc 2: BP 13-2 General _ Electro Specialty Sys	4 : 4		1	1	100%	1	100%
Dec-17	Inc 2: BP 13-2 General _ Electro Specialty Sys	5 : 5		1	1	100%	1	100%
Jan-18	Inc 2: BP 13-2 General _ Electro Specialty Sys	4 : 4		0	0	0%	0	0%
Feb-18	Inc 2: BP 13-2 General _ Electro Specialty Sys	3 : 3		0	0	0%	0	0%
Feb-18	Inc 2: BP 13-2 General _ Kindness GC	1 : 1		1	0	0%	0	0%
Nov-16	Inc 2: BP 13-2 General _ Final Cleaning Solutions	1 : 1		1	0	0%	0	0%
Dec-16	Inc 2: BP 13-2 General _ Final Cleaning Solutions	4 : 4		1	1	100%	0	0%
Jan-17	Inc 2: BP 13-2 General _ Final Cleaning Solutions	4 : 4		3	0	0%	0	0%
Feb-17	Inc 2: BP 13-2 General _ Final Cleaning Solutions	4 : 4		1	0	0%	0	0%
Mar-17	Inc 2: BP 13-2 General _ Final Cleaning Solutions	4 : 4		0	0	0%	0	0%
Apr-17	Inc 2: BP 13-2 General _ Final Cleaning Solutions	4 : 4		1	0	0%	0	0%
May-17	Inc 2: BP 13-2 General _ Final Cleaning Solutions	4 : 4		1	1	100%	0	0%
Jun-17	Inc 2: BP 13-2 General _ Final Cleaning Solutions	4 : 4		0	0	0%	0	0%
Jul-17	Inc 2: BP 13-2 General _ Final Cleaning Solutions	4 : 4		3	0	0%	0	0%
Aug-17	Inc 2: BP 13-2 General _ Final Cleaning Solutions	4 : 4		1	0	0%	0	0%
Sep-17	Inc 2: BP 13-2 General _ Final Cleaning Solutions	4 : 4		0	0	0%	0	0%
Oct-17	Inc 2: BP 13-2 General _ Final Cleaning Solutions	4 : 4		7	6	86%	2	33%
Nov-17	Inc 2: BP 13-2 General _ Final Cleaning Solutions	4 : 4		2	1	50%	0	0%
Dec-17	Inc 2: BP 13-2 General _ Final Cleaning Solutions	4 : 4		3	0	0%	0	0%
Jan-18	Inc 2: BP 13-2 General _ Final Cleaning Solutions	4 : 4		1	0	0%	0	0%
Feb-18	Inc 2: BP 13-2 General _ Final Cleaning Solutions	4 : 4		0	0	0%	0	0%
Mar-18	Inc 2: BP 13-2 General _ Final Cleaning Solutions	4 : 4		0	0	0%	0	0%
Apr-18	Inc 2: BP 13-2 General _ Final Cleaning Solutions	4 : 4		0	0	0%	0	0%
May-18	Inc 2: BP 13-2 General _ Final Cleaning Solutions	3 : 3		0	0	0%	0	0%
May-17	Inc 2: BP 13-2 General _ Karcher	2 : 2		2	2	100%	0	0%
Jun-17	Inc 2: BP 13-2 General _ Karcher	2 : 2		0	0	0%	0	0%
Jul-17	Inc 2: BP 13-2 General _ Karcher	4 : 4		0	0	0%	0	0%
Aug-17	Inc 2: BP 13-2 General _ Karcher	4 : 4		0	0	0%	0	0%
Sep-17	Inc 2: BP 13-2 General _ Karcher	4 : 4		0	0	0%	0	0%
Oct-16	Inc 2: BP 13-2 General _ Marco Crane	1 : 1		4	4	100%	0	0%
Dec-16	Inc 2: BP 13-2 General _ Simmons & Wood	3 : 3		1	1	100%	0	0%
Jan-17	Inc 2: BP 13-2 General _ Simmons & Wood	4 : 4		1	1	100%	0	0%
Feb-17	Inc 2: BP 13-2 General _ Simmons & Wood	4 : 4		1	1	100%	0	0%
Mar-17	Inc 2: BP 13-2 General _ Simmons & Wood	4 : 4		0	0	0%	0	0%
Apr-17	Inc 2: BP 13-2 General _ Simmons & Wood	4 : 4		2	2	100%	0	0%
May-17	Inc 2: BP 13-2 General _ Simmons & Wood	4 : 4		3	3	100%	0	0%
Jun-17	Inc 2: BP 13-2 General _ Simmons & Wood	4 : 4		1	1	100%	1	100%
Jul-17	Inc 2: BP 13-2 General _ Simmons & Wood	4 : 4		1	1	100%	0	0%
Aug-17	Inc 2: BP 13-2 General _ Simmons & Wood	5 : 5		0	0	0%	0	0%
Sep-17	Inc 2: BP 13-2 General _ Simmons & Wood	4 : 4		0	0	0%	0	0%
Oct-17	Inc 2: BP 13-2 General _ Simmons & Wood	4 : 4		1	1	100%	0	0%
Nov-17	Inc 2: BP 13-2 General _ Simmons & Wood	4 : 4		0	0	0%	0	0%
Dec-17	Inc 2: BP 13-2 General _ Simmons & Wood	4 : 4		0	0	0%	0	0%
Jan-18	Inc 2: BP 13-2 General _ Simmons & Wood	4 : 4		0	0	0%	0	0%
Feb-18	Inc 2: BP 13-2 General _ Simmons & Wood	4 : 4		0	0	0%	0	0%
Mar-18	Inc 2: BP 13-2 General _ Simmons & Wood	4 : 4		0	0	0%	0	0%
Jun-17	Inc 2: BP 13-2 General _ Sunstate	1 : 1		3	0	0%	0	0%
Jul-17	Inc 2: BP 13-2 General _ Sunstate	5 : 5		0	0	0%	0	0%
Aug-17	Inc 2: BP 13-2 General _ Sunstate	4 : 4		0	0	0%	0	0%
Sep-17	Inc 2: BP 13-2 General _ Sunstate	4 : 4		0	0	0%	0	0%
Oct-17	Inc 2: BP 13-2 General _ Sunstate	2 : 2		0	0	0%	0	0%
Apr-17	Inc 2: BP 13-2 General _ Superior Door	1 : 1		3	3	100%	0	0%
May-17	Inc 2: BP 13-2 General _ Superior Door	4 : 4		0	0	0%	0	0%
Jun-17	Inc 2: BP 13-2 General _ Superior Door	4 : 4		0	0	0%	0	0%

**Southwestern College - Wellness Aquatics Increment 1 and 2 Contracts
CBA Workforce Utilization Report (EXHIBIT 2)**

Jul-17	Inc 2: BP 13-2 General _ Superior Door	4 : 4		0	0	0%	0	0%
Aug-17	Inc 2: BP 13-2 General _ Superior Door	4 : 4		0	0	0%	0	0%
Sep-17	Inc 2: BP 13-2 General _ Superior Door	4 : 4		0	0	0%	0	0%
Oct-17	Inc 2: BP 13-2 General _ Superior Door	4 : 4		0	0	0%	0	0%
Nov-17	Inc 2: BP 13-2 General _ Superior Door	2 : 2		1	1	100%	1	100%
Oct-16	Inc 2: BP 13-2 General _ TL Shields	2 : 2		2	0	0%	0	0%
Nov-16	Inc 2: BP 13-2 General _ TL Shields	4 : 4		0	0	0%	0	0%
Dec-16	Inc 2: BP 13-2 General _ TL Shields	4 : 4		0	0	0%	0	0%
Jan-17	Inc 2: BP 13-2 General _ TL Shields	4 : 4		0	0	0%	0	0%
Feb-17	Inc 2: BP 13-2 General _ TL Shields	4 : 4		0	0	0%	0	0%
Mar-17	Inc 2: BP 13-2 General _ TL Shields	4 : 4		1	0	0%	0	0%
Apr-17	Inc 2: BP 13-2 General _ TL Shields	4 : 4		0	0	0%	0	0%
May-17	Inc 2: BP 13-2 General _ TL Shields	4 : 4		1	0	0%	0	0%
Jun-17	Inc 2: BP 13-2 General _ TL Shields	4 : 4		0	0	0%	0	0%
Jul-17	Inc 2: BP 13-2 General _ TL Shields	5 : 5		0	0	0%	0	0%
Aug-17	Inc 2: BP 13-2 General _ TL Shields	4 : 4		0	0	0%	0	0%
Sep-17	Inc 2: BP 13-2 General _ TL Shields	4 : 4		0	0	0%	0	0%
Oct-17	Inc 2: BP 13-2 General _ TL Shields	5 : 5		1	0	0%	0	0%
Nov-17	Inc 2: BP 13-2 General _ TL Shields	4 : 4		0	0	0%	0	0%
Dec-17	Inc 2: BP 13-2 General _ TL Shields	3 : 3		0	0	0%	0	0%
Nov-16	Inc 2: BP 14-2 Glazing _ Center Glass	4 : 4		2	2	100%	1	50%
Dec-16	Inc 2: BP 14-2 Glazing _ Center Glass	4 : 4		2	2	100%	0	0%
Jan-17	Inc 2: BP 14-2 Glazing _ Center Glass	5 : 5		0	0	0%	0	0%
Feb-17	Inc 2: BP 14-2 Glazing _ Center Glass	4 : 4		8	8	100%	2	25%
Mar-17	Inc 2: BP 14-2 Glazing _ Center Glass	4 : 4		0	0	0%	0	0%
Apr-17	Inc 2: BP 14-2 Glazing _ Center Glass	4 : 4		0	0	0%	0	0%
May-17	Inc 2: BP 14-2 Glazing _ Center Glass	4 : 4		0	0	0%	0	0%
Jun-17	Inc 2: BP 14-2 Glazing _ Center Glass	4 : 4		0	0	0%	0	0%
Jul-17	Inc 2: BP 14-2 Glazing _ Center Glass	4 : 4		2	2	100%	1	50%
Aug-17	Inc 2: BP 14-2 Glazing _ Center Glass	4 : 4		0	0	0%	0	0%
Sep-17	Inc 2: BP 14-2 Glazing _ Center Glass	4 : 4		0	0	0%	0	0%
Oct-17	Inc 2: BP 14-2 Glazing _ Center Glass	5 : 5		0	0	0%	0	0%
Nov-17	Inc 2: BP 14-2 Glazing _ Center Glass	4 : 4		0	0	0%	0	0%
Dec-17	Inc 2: BP 14-2 Glazing _ Center Glass	5 : 5		0	0	0%	0	0%
Jan-18	Inc 2: BP 14-2 Glazing _ Center Glass	4 : 4		0	0	0%	0	0%
Feb-18	Inc 2: BP 14-2 Glazing _ Center Glass	4 : 4		0	0	0%	0	0%
Mar-18	Inc 2: BP 14-2 Glazing _ Center Glass	4 : 4		0	0	0%	0	0%
Apr-18	Inc 2: BP 14-2 Glazing _ Center Glass	4 : 4		0	0	0%	0	0%
May-18	Inc 2: BP 14-2 Glazing _ Center Glass	3 : 3		0	0	0%	0	0%
Mar-17	Inc 2: BP 14-2 Glazing _ DSM	3 : 3		1	0	0%	0	0%
Apr-17	Inc 2: BP 14-2 Glazing _ DSM	4 : 4		0	0	0%	0	0%
May-17	Inc 2: BP 14-2 Glazing _ DSM	4 : 4		2	1	50%	0	0%
Jun-17	Inc 2: BP 14-2 Glazing _ DSM	4 : 4		0	0	0%	0	0%
Jul-17	Inc 2: BP 14-2 Glazing _ DSM	4 : 4		7	7	100%	3	43%
Aug-17	Inc 2: BP 14-2 Glazing _ DSM	4 : 4		1	0	0%	0	0%
Sep-17	Inc 2: BP 14-2 Glazing _ DSM	4 : 4		0	0	0%	0	0%
Mar-17	Inc 2: BP 15-2 Carp Fin _ Cabinet Installations	1 : 1		3	3	100%	0	0%
Apr-17	Inc 2: BP 15-2 Carp Fin _ Cabinet Installations	4 : 4		2	2	100%	2	100%
May-17	Inc 2: BP 15-2 Carp Fin _ Cabinet Installations	4 : 4		1	1	100%	0	0%
Jun-17	Inc 2: BP 15-2 Carp Fin _ Cabinet Installations	4 : 4		1	1	100%	0	0%
Jul-17	Inc 2: BP 15-2 Carp Fin _ Cabinet Installations	4 : 4		4	2	50%	1	50%
Aug-17	Inc 2: BP 15-2 Carp Fin _ Cabinet Installations	4 : 4		0	0	0%	0	0%
Sep-17	Inc 2: BP 15-2 Carp Fin _ Cabinet Installations	4 : 4		2	1	50%	0	0%
Oct-17	Inc 2: BP 15-2 Carp Fin _ Cabinet Installations	4 : 4		4	2	50%	1	50%
Apr-17	Inc 2: BP 16-2 Tile _ Inland Pac Tile	3 : 3		3	1	33%	0	0%
May-17	Inc 2: BP 16-2 Tile _ Inland Pac Tile	4 : 4		15	15	100%	6	40%
Jun-17	Inc 2: BP 16-2 Tile _ Inland Pac Tile	4 : 4		5	3	60%	2	67%
Jul-17	Inc 2: BP 16-2 Tile _ Inland Pac Tile	4 : 4		2	0	0%	0	0%
Aug-17	Inc 2: BP 16-2 Tile _ Inland Pac Tile	4 : 4		0	0	0%	0	0%
Sep-17	Inc 2: BP 16-2 Tile _ Inland Pac Tile	4 : 4		1	0	0%	0	0%
Oct-17	Inc 2: BP 16-2 Tile _ Inland Pac Tile	1 : 1		0	0	0%	0	0%
Aug-17	Inc 2: BP 17-2 Flooring _ MS Rouse	4 : 4		7	3	43%	2	67%
Sep-17	Inc 2: BP 17-2 Flooring _ MS Rouse	4 : 4		6	6	100%	3	50%
Oct-17	Inc 2: BP 17-2 Flooring _ MS Rouse	4 : 4		0	0	0%	0	0%
Nov-17	Inc 2: BP 17-2 Flooring _ MS Rouse	4 : 4		2	0	0%	0	0%
Dec-17	Inc 2: BP 17-2 Flooring _ MS Rouse	4 : 4		0	0	0%	0	0%
Jan-18	Inc 2: BP 17-2 Flooring _ MS Rouse	4 : 4		0	0	0%	0	0%
Feb-18	Inc 2: BP 17-2 Flooring _ MS Rouse	4 : 4		0	0	0%	0	0%
Mar-18	Inc 2: BP 17-2 Flooring _ MS Rouse	4 : 4		0	0	0%	0	0%
Apr-18	Inc 2: BP 17-2 Flooring _ MS Rouse	4 : 4		0	0	0%	0	0%
Mar-17	Inc 2: BP 18-2 _ ISEC	3 : 3		2	2	100%	0	0%
Apr-17	Inc 2: BP 18-2 _ ISEC	5 : 5		3	3	100%	0	0%
May-17	Inc 2: BP 18-2 _ ISEC	4 : 4		4	4	100%	2	50%
Jun-17	Inc 2: BP 18-2 _ ISEC	4 : 4		5	4	80%	0	0%
Jul-17	Inc 2: BP 18-2 _ ISEC	5 : 5		0	0	0%	0	0%
Aug-17	Inc 2: BP 18-2 _ ISEC	4 : 4		1	1	100%	0	0%
Sep-17	Inc 2: BP 18-2 _ ISEC	4 : 4		3	3	100%	1	33%

**Southwestern College - Wellness Aquatics Increment 1 and 2 Contracts
CBA Workforce Utilization Report (EXHIBIT 2)**

Oct-17	Inc 2: BP 18-2 _ ISEC	5 : 5	0	0	0%	0	0%
Nov-17	Inc 2: BP 18-2 _ ISEC	4 : 4	0	0	0%	0	0%
Dec-17	Inc 2: BP 18-2 _ ISEC	5 : 5	1	1	100%	0	0%
Jan-18	Inc 2: BP 18-2 _ ISEC	4 : 4	0	0	0%	0	0%
Feb-18	Inc 2: BP 18-2 _ ISEC	4 : 4	0	0	0%	0	0%
Mar-18	Inc 2: BP 18-2 _ ISEC	4 : 4	0	0	0%	0	0%
Apr-18	Inc 2: BP 18-2 _ ISEC	4 : 4	0	0	0%	0	0%
Jun-17	Inc 2: BP 18-2 _ Diversified Window Coverings	3 : 3	2	2	100%	0	0%
Jul-17	Inc 2: BP 18-2 _ Diversified Window Coverings	4 : 4	0	0	0%	0	0%
Aug-17	Inc 2: BP 18-2 _ Diversified Window Coverings	4 : 4	2	2	100%	0	0%
Sep-17	Inc 2: BP 18-2 _ Diversified Window Coverings	4 : 4	0	0	0%	0	0%
Oct-17	Inc 2: BP 18-2 _ Diversified Window Coverings	4 : 4	1	1	100%	0	0%
Nov-17	Inc 2: BP 18-2 _ Diversified Window Coverings	3 : 3	0	0	0%	0	0%
Jul-17	Inc 2: BP 19-2 _ McWil Sports Surfaces	2 : 2	3	0	0%	0	0%
Aug-17	Inc 2: BP 19-2 _ McWil Sports Surfaces	4 : 4	0	0	0%	0	0%
Sep-17	Inc 2: BP 19-2 _ McWil Sports Surfaces	4 : 4	8	0	0%	0	0%
Oct-17	Inc 2: BP 19-2 _ McWil Sports Surfaces	4 : 4	3	0	0%	0	0%
Nov-17	Inc 2: BP 19-2 _ McWil Sports Surfaces	4 : 4	1	0	0%	0	0%
Dec-17	Inc 2: BP 19-2 _ McWil Sports Surfaces	4 : 4	0	0	0%	0	0%
Aug-17	Inc 2: BP 20-2 _ Gym Tek Inc	4 : 4	4	0	0%	0	0%
Sep-17	Inc 2: BP 20-2 _ Gym Tek Inc	4 : 4	0	0	0%	0	0%
Oct-17	Inc 2: BP 20-2 _ Gym Tek Inc	4 : 4	5	0	0%	0	0%
Nov-17	Inc 2: BP 20-2 _ Gym Tek Inc	4 : 4	1	0	0%	0	0%
Dec-17	Inc 2: BP 20-2 _ Gym Tek Inc	4 : 4	0	0	0%	0	0%
Jul-16	Inc 2: BP 22-2 Fire Protection _ Schmidt	3 : 3	1	1	100%	1	100%
Aug-16	Inc 2: BP 22-2 Fire Protection _ Schmidt	4 : 4	1	1	100%	0	0%
Sep-16	Inc 2: BP 22-2 Fire Protection _ Schmidt	4 : 4	0	0	0%	0	0%
Oct-16	Inc 2: BP 22-2 Fire Protection _ Schmidt	4 : 4	0	0	0%	0	0%
Nov-16	Inc 2: BP 22-2 Fire Protection _ Schmidt	4 : 4	2	2	100%	0	0%
Dec-16	Inc 2: BP 22-2 Fire Protection _ Schmidt	4 : 4	0	0	0%	0	0%
Jan-17	Inc 2: BP 22-2 Fire Protection _ Schmidt	4 : 4	1	1	100%	1	100%
Feb-17	Inc 2: BP 22-2 Fire Protection _ Schmidt	4 : 4	4	4	100%	1	25%
Mar-17	Inc 2: BP 22-2 Fire Protection _ Schmidt	4 : 4	1	1	100%	0	0%
Apr-17	Inc 2: BP 22-2 Fire Protection _ Schmidt	4 : 4	1	1	100%	0	0%
May-17	Inc 2: BP 22-2 Fire Protection _ Schmidt	4 : 4	0	0	0%	0	0%
Jun-17	Inc 2: BP 22-2 Fire Protection _ Schmidt	4 : 4	2	2	100%	1	50%
Jul-17	Inc 2: BP 22-2 Fire Protection _ Schmidt	4 : 4	3	3	100%	0	0%
Aug-17	Inc 2: BP 22-2 Fire Protection _ Schmidt	4 : 4	1	1	100%	1	100%
Sep-17	Inc 2: BP 22-2 Fire Protection _ Schmidt	4 : 4	1	0	0%	0	0%
Oct-17	Inc 2: BP 22-2 Fire Protection _ Schmidt	4 : 4	0	0	0%	0	0%
Nov-17	Inc 2: BP 22-2 Fire Protection _ Schmidt	4 : 4	0	0	0%	0	0%
Dec-17	Inc 2: BP 22-2 Fire Protection _ Schmidt	5 : 5	0	0	0%	0	0%
Jan-18	Inc 2: BP 22-2 Fire Protection _ Schmidt	3 : 3	0	0	0%	0	0%
Apr-17	Inc 2: BP 22-2 Fire Protection _ Cut N Core	4 : 4	1	1	100%	1	100%
May-17	Inc 2: BP 22-2 Fire Protection _ Cut N Core	4 : 4	0	0	0%	0	0%
Jun-17	Inc 2: BP 22-2 Fire Protection _ Cut N Core	4 : 4	0	0	0%	0	0%
Jul-17	Inc 2: BP 22-2 Fire Protection _ Cut N Core	3 : 3	0	0	0%	0	0%
Sep-16	Inc 2: BP 23-2 Plumbing _ Cut N Core	1 : 1	1	1	100%	1	100%
Jan-17	Inc 2: BP 23-2 Plumbing _ Cut N Core	4 : 4	1	1	100%	1	100%
Feb-17	Inc 2: BP 23-2 Plumbing _ Cut N Core	4 : 4	0	0	0%	0	0%
Mar-17	Inc 2: BP 23-2 Plumbing _ Cut N Core	4 : 4	2	2	100%	1	50%
Apr-17	Inc 2: BP 23-2 Plumbing _ Cut N Core	4 : 4	1	1	100%	0	0%
May-17	Inc 2: BP 23-2 Plumbing _ Cut N Core	4 : 4	0	0	0%	0	0%
Jun-17	Inc 2: BP 23-2 Plumbing _ Cut N Core	4 : 4	0	0	0%	0	0%
Jul-17	Inc 2: BP 23-2 Plumbing _ Cut N Core	4 : 4	0	0	0%	0	0%
Aug-17	Inc 2: BP 23-2 Plumbing _ Cut N Core	4 : 4	0	0	0%	0	0%
Sep-17	Inc 2: BP 23-2 Plumbing _ Cut N Core	4 : 4	0	0	0%	0	0%
Oct-17	Inc 2: BP 23-2 Plumbing _ Cut N Core	3 : 3	0	0	0%	0	0%
May-16	Inc 2: BP 23-2 Plumbing _ Interpipe	2 : 2	7	7	100%	2	29%
Jun-16	Inc 2: BP 23-2 Plumbing _ Interpipe	4 : 4	1	1	100%	0	0%
Jul-16	Inc 2: BP 23-2 Plumbing _ Interpipe	4 : 4	1	1	100%	0	0%
Aug-16	Inc 2: BP 23-2 Plumbing _ Interpipe	5 : 5	0	0	0%	0	0%
Sep-16	Inc 2: BP 23-2 Plumbing _ Interpipe	4 : 4	0	0	0%	0	0%
Oct-16	Inc 2: BP 23-2 Plumbing _ Interpipe	4 : 4	1	0	0%	0	0%
Nov-16	Inc 2: BP 23-2 Plumbing _ Interpipe	4 : 4	6	6	100%	1	17%
Dec-16	Inc 2: BP 23-2 Plumbing _ Interpipe	4 : 4	5	5	100%	1	20%
Jan-17	Inc 2: BP 23-2 Plumbing _ Interpipe	5 : 5	9	9	100%	1	11%
Feb-17	Inc 2: BP 23-2 Plumbing _ Interpipe	4 : 4	5	5	100%	1	20%
Mar-17	Inc 2: BP 23-2 Plumbing _ Interpipe	4 : 4	7	7	100%	2	29%
Apr-17	Inc 2: BP 23-2 Plumbing _ Interpipe	4 : 4	2	2	100%	1	50%
May-17	Inc 2: BP 23-2 Plumbing _ Interpipe	4 : 4	0	0	0%	0	0%
Jun-17	Inc 2: BP 23-2 Plumbing _ Interpipe	4 : 4	1	1	100%	0	0%
Jul-17	Inc 2: BP 23-2 Plumbing _ Interpipe	4 : 4	0	0	0%	0	0%
Aug-17	Inc 2: BP 23-2 Plumbing _ Interpipe	4 : 4	0	0	0%	0	0%
Sep-17	Inc 2: BP 23-2 Plumbing _ Interpipe	4 : 4	0	0	0%	0	0%
Oct-17	Inc 2: BP 23-2 Plumbing _ Interpipe	4 : 4	0	0	0%	0	0%
Nov-17	Inc 2: BP 23-2 Plumbing _ Interpipe	4 : 4	0	0	0%	0	0%
Dec-17	Inc 2: BP 23-2 Plumbing _ Interpipe	4 : 4	0	0	0%	0	0%
Jan-18	Inc 2: BP 23-2 Plumbing _ Interpipe	5 : 5	0	0	0%	0	0%

**Southwestern College - Wellness Aquatics Increment 1 and 2 Contracts
CBA Workforce Utilization Report (EXHIBIT 2)**

Feb-18	Inc 2: BP 23-2 Plumbing _ Interpipe	4 : 4	0	0	0%	0	0%
Mar-18	Inc 2: BP 23-2 Plumbing _ Interpipe	4 : 4	0	0	0%	0	0%
Apr-18	Inc 2: BP 23-2 Plumbing _ Interpipe	4 : 4	0	0	0%	0	0%
May-18	Inc 2: BP 23-2 Plumbing _ Interpipe	1 : 1	3	3	100%	1	33%
Mar-17	Inc 2: BP 23-2 Plumbing _ Farwest	2 : 2	2	2	100%	1	50%
Apr-17	Inc 2: BP 23-2 Plumbing _ Farwest	4 : 4	1	1	100%	0	0%
Feb-17	Inc 2: BP 23-2 Plumbing _ Tri County Insulation	4 : 4	3	3	100%	0	0%
Mar-17	Inc 2: BP 23-2 Plumbing _ Tri County Insulation	4 : 4	0	0	0%	0	0%
Apr-17	Inc 2: BP 23-2 Plumbing _ Tri County Insulation	4 : 4	1	1	100%	0	0%
May-17	Inc 2: BP 23-2 Plumbing _ Tri County Insulation	4 : 4	0	0	0%	0	0%
Jun-17	Inc 2: BP 23-2 Plumbing _ Tri County Insulation	4 : 4	0	0	0%	0	0%
Jul-17	Inc 2: BP 23-2 Plumbing _ Tri County Insulation	4 : 4	1	1	100%	1	100%
Aug-17	Inc 2: BP 23-2 Plumbing _ Tri County Insulation	4 : 4	0	0	0%	0	0%
Sep-17	Inc 2: BP 23-2 Plumbing _ Tri County Insulation	4 : 4	0	0	0%	0	0%
Oct-17	Inc 2: BP 23-2 Plumbing _ Tri County Insulation	1 : 1	0	0	0%	0	0%
Jul-16	Inc 2: BP 24-2 HVAC _ Control Air	3 : 3	1	1	100%	0	0%
Aug-16	Inc 2: BP 24-2 HVAC _ Control Air	5 : 5	3	3	100%	0	0%
Sep-16	Inc 2: BP 24-2 HVAC _ Control Air	4 : 4	0	0	0%	0	0%
Oct-16	Inc 2: BP 24-2 HVAC _ Control Air	4 : 4	2	1	50%	0	0%
Nov-16	Inc 2: BP 24-2 HVAC _ Control Air	4 : 4	7	7	100%	2	29%
Dec-16	Inc 2: BP 24-2 HVAC _ Control Air	4 : 4	3	3	100%	0	0%
Jan-17	Inc 2: BP 24-2 HVAC _ Control Air	5 : 5	6	5	83%	0	0%
Feb-17	Inc 2: BP 24-2 HVAC _ Control Air	4 : 4	2	2	100%	1	50%
Mar-17	Inc 2: BP 24-2 HVAC _ Control Air	4 : 4	4	4	100%	2	50%
Apr-17	Inc 2: BP 24-2 HVAC _ Control Air	4 : 4	1	1	100%	0	0%
May-17	Inc 2: BP 24-2 HVAC _ Control Air	4 : 4	0	0	0%	0	0%
Jun-17	Inc 2: BP 24-2 HVAC _ Control Air	4 : 4	0	0	0%	0	0%
Jul-17	Inc 2: BP 24-2 HVAC _ Control Air	4 : 4	0	0	0%	0	0%
Aug-17	Inc 2: BP 24-2 HVAC _ Control Air	5 : 5	0	0	0%	0	0%
Sep-17	Inc 2: BP 24-2 HVAC _ Control Air	4 : 4	2	2	100%	0	0%
Oct-17	Inc 2: BP 24-2 HVAC _ Control Air	4 : 4	1	1	100%	0	0%
Nov-17	Inc 2: BP 24-2 HVAC _ Control Air	4 : 4	2	2	100%	0	0%
Dec-17	Inc 2: BP 24-2 HVAC _ Control Air	4 : 4	0	0	0%	0	0%
Jan-18	Inc 2: BP 24-2 HVAC _ Control Air	4 : 4	3	3	100%	1	33%
Feb-18	Inc 2: BP 24-2 HVAC _ Control Air	4 : 4	0	0	0%	0	0%
Mar-18	Inc 2: BP 24-2 HVAC _ Control Air	4 : 4	0	0	0%	0	0%
Apr-18	Inc 2: BP 24-2 HVAC _ Control Air	4 : 4	1	0	0%	0	0%
May-18	Inc 2: BP 24-2 HVAC _ Control Air	3 : 3	0	0	0%	0	0%
Nov-16	Inc 2: BP 24-2 HVAC _ Baker	4 : 4	1	1	100%	0	0%
Dec-16	Inc 2: BP 24-2 HVAC _ Baker	4 : 4	0	0	0%	0	0%
Jan-17	Inc 2: BP 24-2 HVAC _ Baker	5 : 5	3	3	100%	0	0%
Feb-17	Inc 2: BP 24-2 HVAC _ Baker	4 : 4	2	1	50%	0	0%
Mar-17	Inc 2: BP 24-2 HVAC _ Baker	4 : 4	0	0	0%	0	0%
Apr-17	Inc 2: BP 24-2 HVAC _ Baker	4 : 4	4	4	100%	0	0%
May-17	Inc 2: BP 24-2 HVAC _ Baker	4 : 4	2	2	100%	0	0%
Jun-17	Inc 2: BP 24-2 HVAC _ Baker	4 : 4	0	0	0%	0	0%
Jul-17	Inc 2: BP 24-2 HVAC _ Baker	4 : 4	0	0	0%	0	0%
Aug-17	Inc 2: BP 24-2 HVAC _ Baker	4 : 4	4	3	75%	2	67%
Sep-17	Inc 2: BP 24-2 HVAC _ Baker	4 : 4	0	0	0%	0	0%
Oct-17	Inc 2: BP 24-2 HVAC _ Baker	4 : 4	0	0	0%	0	0%
Nov-17	Inc 2: BP 24-2 HVAC _ Baker	4 : 4	0	0	0%	0	0%
Dec-17	Inc 2: BP 24-2 HVAC _ Baker	4 : 4	0	0	0%	0	0%
Jan-18	Inc 2: BP 24-2 HVAC _ Baker	4 : 4	0	0	0%	0	0%
Feb-18	Inc 2: BP 24-2 HVAC _ Baker	4 : 4	0	0	0%	0	0%
Mar-18	Inc 2: BP 24-2 HVAC _ Baker	3 : 3	0	0	0%	0	0%
Sep-17	Inc 2: BP 24-2 HVAC _ Balance America	1 : 1	6	6	100%	1	17%
Oct-17	Inc 2: BP 24-2 HVAC _ Balance America	4 : 4	3	3	100%	0	0%
Nov-17	Inc 2: BP 24-2 HVAC _ Balance America	4 : 4	0	0	0%	0	0%
Dec-17	Inc 2: BP 24-2 HVAC _ Balance America	4 : 4	0	0	0%	0	0%
Jan-18	Inc 2: BP 24-2 HVAC _ Balance America	1 : 1	0	0	0%	0	0%
Nov-16	Inc 2: BP 24-2 HVAC _ Bragg Crane	2 : 2	3	3	100%	0	0%
Dec-16	Inc 2: BP 24-2 HVAC _ Bragg Crane	4 : 4	3	3	100%	1	33%
Jan-17	Inc 2: BP 24-2 HVAC _ Bragg Crane	4 : 4	0	0	0%	0	0%
Feb-17	Inc 2: BP 24-2 HVAC _ Bragg Crane	4 : 4	0	0	0%	0	0%
Mar-17	Inc 2: BP 24-2 HVAC _ Bragg Crane	4 : 4	0	0	0%	0	0%
Apr-17	Inc 2: BP 24-2 HVAC _ Bragg Crane	4 : 4	1	1	100%	0	0%
May-17	Inc 2: BP 24-2 HVAC _ Bragg Crane	4 : 4	0	0	0%	0	0%
Jun-17	Inc 2: BP 24-2 HVAC _ Bragg Crane	4 : 4	0	0	0%	0	0%
Feb-17	Inc 2: BP 24-2 HVAC _ Canyon Insulation	3 : 3	2	1	50%	0	0%
Mar-17	Inc 2: BP 24-2 HVAC _ Canyon Insulation	4 : 4	0	0	0%	0	0%
Apr-17	Inc 2: BP 24-2 HVAC _ Canyon Insulation	4 : 4	0	0	0%	0	0%
May-17	Inc 2: BP 24-2 HVAC _ Canyon Insulation	4 : 4	0	0	0%	0	0%
Jun-17	Inc 2: BP 24-2 HVAC _ Canyon Insulation	4 : 4	0	0	0%	0	0%
Jul-17	Inc 2: BP 24-2 HVAC _ Canyon Insulation	4 : 4	0	0	0%	0	0%
Aug-17	Inc 2: BP 24-2 HVAC _ Canyon Insulation	4 : 4	0	0	0%	0	0%
Sep-17	Inc 2: BP 24-2 HVAC _ Canyon Insulation	4 : 4	0	0	0%	0	0%
Oct-17	Inc 2: BP 24-2 HVAC _ Canyon Insulation	4 : 4	0	0	0%	0	0%
Nov-17	Inc 2: BP 24-2 HVAC _ Canyon Insulation	4 : 4	1	1	100%	0	0%

**Southwestern College - Wellness Aquatics Increment 1 and 2 Contracts
CBA Workforce Utilization Report (EXHIBIT 2)**

Dec-17	Inc 2: BP 24-2 HVAC_Canyon Insulation	4 : 4	0	0	0%	0	0%
Jan-18	Inc 2: BP 24-2 HVAC_Canyon Insulation	4 : 4	0	0	0%	0	0%
Feb-18	Inc 2: BP 24-2 HVAC_Canyon Insulation	4 : 4	0	0	0%	0	0%
Mar-18	Inc 2: BP 24-2 HVAC_Canyon Insulation	4 : 4	0	0	0%	0	0%
Mar-17	Inc 2: BP 24-2 HVAC_Commercial Scaffold	1 : 1	2	2	100%	0	0%
Dec-16	Inc 2: BP 24-2 HVAC_Cut N Core	2 : 2	1	1	100%	1	100%
Jan-17	Inc 2: BP 24-2 HVAC_Cut N Core	4 : 4	1	1	100%	1	100%
Feb-17	Inc 2: BP 24-2 HVAC_Cut N Core	4 : 4	0	0	0%	0	0%
Mar-17	Inc 2: BP 24-2 HVAC_Cut N Core	4 : 4	0	0	0%	0	0%
Apr-17	Inc 2: BP 24-2 HVAC_Cut N Core	4 : 4	0	0	0%	0	0%
May-17	Inc 2: BP 24-2 HVAC_Cut N Core	4 : 4	0	0	0%	0	0%
Jun-17	Inc 2: BP 24-2 HVAC_Cut N Core	4 : 4	0	0	0%	0	0%
Jul-17	Inc 2: BP 24-2 HVAC_Cut N Core	2 : 2	0	0	0%	0	0%
Jan-17	Inc 2: BP 24-2 HVAC_Performance Contracting	3 : 3	2	2	100%	0	0%
Feb-17	Inc 2: BP 24-2 HVAC_Performance Contracting	4 : 4	3	3	100%	1	33%
Mar-17	Inc 2: BP 24-2 HVAC_Performance Contracting	4 : 4	2	2	100%	0	0%
Apr-17	Inc 2: BP 24-2 HVAC_Performance Contracting	4 : 4	0	0	0%	0	0%
May-17	Inc 2: BP 24-2 HVAC_Performance Contracting	4 : 4	0	0	0%	0	0%
Jun-17	Inc 2: BP 24-2 HVAC_Performance Contracting	4 : 4	0	0	0%	0	0%
Jul-17	Inc 2: BP 24-2 HVAC_Performance Contracting	4 : 4	1	1	100%	0	0%
Aug-17	Inc 2: BP 24-2 HVAC_Performance Contracting	4 : 4	1	1	100%	1	100%
Sep-17	Inc 2: BP 24-2 HVAC_Performance Contracting	4 : 4	0	0	0%	0	0%
Oct-17	Inc 2: BP 24-2 HVAC_Performance Contracting	4 : 4	0	0	0%	0	0%
Nov-17	Inc 2: BP 24-2 HVAC_Performance Contracting	4 : 4	0	0	0%	0	0%
Dec-17	Inc 2: BP 24-2 HVAC_Performance Contracting	4 : 4	3	2	67%	0	0%
Jan-18	Inc 2: BP 24-2 HVAC_Performance Contracting	4 : 4	0	0	0%	0	0%
Feb-18	Inc 2: BP 24-2 HVAC_Performance Contracting	4 : 4	0	0	0%	0	0%
May-16	Inc 2: BP 25-2 Electrical_Kendrick Excavation	3 : 3	1	1	100%	1	100%
Jun-16	Inc 2: BP 25-2 Electrical_Kendrick Excavation	4 : 4	0	0	0%	0	0%
Jul-16	Inc 2: BP 25-2 Electrical_Kendrick Excavation	4 : 4	0	0	0%	0	0%
Aug-16	Inc 2: BP 25-2 Electrical_Kendrick Excavation	4 : 4	1	1	100%	1	100%
Sep-16	Inc 2: BP 25-2 Electrical_Kendrick Excavation	4 : 4	0	0	0%	0	0%
Oct-16	Inc 2: BP 25-2 Electrical_Kendrick Excavation	4 : 4	1	1	100%	0	0%
Nov-16	Inc 2: BP 25-2 Electrical_Kendrick Excavation	4 : 4	0	0	0%	0	0%
Dec-16	Inc 2: BP 25-2 Electrical_Kendrick Excavation	4 : 4	0	0	0%	0	0%
Jan-17	Inc 2: BP 25-2 Electrical_Kendrick Excavation	5 : 5	0	0	0%	0	0%
Feb-17	Inc 2: BP 25-2 Electrical_Kendrick Excavation	4 : 4	0	0	0%	0	0%
Mar-17	Inc 2: BP 25-2 Electrical_Kendrick Excavation	4 : 4	0	0	0%	0	0%
Apr-17	Inc 2: BP 25-2 Electrical_Kendrick Excavation	4 : 4	0	0	0%	0	0%
May-17	Inc 2: BP 25-2 Electrical_Kendrick Excavation	4 : 4	0	0	0%	0	0%
Jun-17	Inc 2: BP 25-2 Electrical_Kendrick Excavation	4 : 4	0	0	0%	0	0%
Jul-17	Inc 2: BP 25-2 Electrical_Kendrick Excavation	4 : 4	1	1	100%	0	0%
Aug-17	Inc 2: BP 25-2 Electrical_Kendrick Excavation	4 : 4	0	0	0%	0	0%
Sep-17	Inc 2: BP 25-2 Electrical_Kendrick Excavation	4 : 4	1	1	100%	0	0%
Oct-17	Inc 2: BP 25-2 Electrical_Kendrick Excavation	2 : 2	0	0	0%	0	0%
Mar-17	Inc 2: BP 25-2 Electrical_ESS	2 : 2	2	2	100%	1	50%
Apr-17	Inc 2: BP 25-2 Electrical_ESS	4 : 4	0	0	0%	0	0%
May-17	Inc 2: BP 25-2 Electrical_ESS	4 : 4	1	1	100%	0	0%
Jun-17	Inc 2: BP 25-2 Electrical_ESS	4 : 4	1	1	100%	0	0%
Jul-17	Inc 2: BP 25-2 Electrical_ESS	4 : 4	0	0	0%	0	0%
Aug-17	Inc 2: BP 25-2 Electrical_ESS	4 : 4	0	0	0%	0	0%
Sep-17	Inc 2: BP 25-2 Electrical_ESS	4 : 4	0	0	0%	0	0%
Oct-17	Inc 2: BP 25-2 Electrical_ESS	4 : 4	0	0	0%	0	0%
Nov-17	Inc 2: BP 25-2 Electrical_ESS	4 : 4	2	2	100%	1	50%
Dec-17	Inc 2: BP 25-2 Electrical_ESS	5 : 5	2	2	100%	0	0%
Jan-18	Inc 2: BP 25-2 Electrical_ESS	4 : 4	0	0	0%	0	0%
Feb-18	Inc 2: BP 25-2 Electrical_ESS	4 : 4	0	0	0%	0	0%
Mar-18	Inc 2: BP 25-2 Electrical_ESS	5 : 5	0	0	0%	0	0%
Apr-18	Inc 2: BP 25-2 Electrical_ESS	2 : 2	1	0	0%	0	0%
Apr-17	Inc 2: BP 25-2 Electrical_Digital Networks	1 : 1	1	1	100%	0	0%
May-17	Inc 2: BP 25-2 Electrical_Digital Networks	4 : 4	2	2	100%	0	0%
Jun-17	Inc 2: BP 25-2 Electrical_Digital Networks	4 : 4	2	0	0%	0	0%
Jul-17	Inc 2: BP 25-2 Electrical_Digital Networks	4 : 4	2	0	0%	0	0%
Aug-17	Inc 2: BP 25-2 Electrical_Digital Networks	4 : 4	0	0	0%	0	0%
Sep-17	Inc 2: BP 25-2 Electrical_Digital Networks	4 : 4	0	0	0%	0	0%
Oct-17	Inc 2: BP 25-2 Electrical_Digital Networks	4 : 4	0	0	0%	0	0%
Nov-17	Inc 2: BP 25-2 Electrical_Digital Networks	4 : 4	1	1	100%	1	100%
Dec-17	Inc 2: BP 25-2 Electrical_Digital Networks	4 : 4	0	0	0%	0	0%
Sep-16	Inc 2: BP 25-2 Electrical_Merli	3 : 3	1	0	0%	0	0%
Jan-17	Inc 2: BP 25-2 Electrical_Merli	4 : 4	2	2	100%	2	100%
Feb-17	Inc 2: BP 25-2 Electrical_Merli	4 : 4	0	0	0%	0	0%
Mar-17	Inc 2: BP 25-2 Electrical_Merli	4 : 4	0	0	0%	0	0%
Apr-17	Inc 2: BP 25-2 Electrical_Merli	4 : 4	1	1	100%	0	0%
May-17	Inc 2: BP 25-2 Electrical_Merli	4 : 4	0	0	0%	0	0%
Jun-17	Inc 2: BP 25-2 Electrical_Merli	4 : 4	0	0	0%	0	0%
Jul-17	Inc 2: BP 25-2 Electrical_Merli	4 : 4	0	0	0%	0	0%
Aug-17	Inc 2: BP 25-2 Electrical_Merli	4 : 4	0	0	0%	0	0%
Sep-17	Inc 2: BP 25-2 Electrical_Merli	4 : 4	0	0	0%	0	0%
Oct-17	Inc 2: BP 25-2 Electrical_Merli	4 : 4	0	0	0%	0	0%

**Southwestern College - Wellness Aquatics Increment 1 and 2 Contracts
CBA Workforce Utilization Report (EXHIBIT 2)**

Nov-17	Inc 2: BP 25-2 Electrical _ Merli	4 : 4	0	0	0%	0	0%
May-16	Inc 2: BP 25-2 Electrical _ Morrow Meadows	3 : 3	4	4	100%	1	25%
Jun-16	Inc 2: BP 25-2 Electrical _ Morrow Meadows	4 : 4	7	7	100%	1	14%
Jul-16	Inc 2: BP 25-2 Electrical _ Morrow Meadows	4 : 4	3	2	67%	0	0%
Aug-16	Inc 2: BP 25-2 Electrical _ Morrow Meadows	5 : 5	7	6	86%	0	0%
Sep-16	Inc 2: BP 25-2 Electrical _ Morrow Meadows	4 : 4	2	2	100%	0	0%
Oct-16	Inc 2: BP 25-2 Electrical _ Morrow Meadows	4 : 4	0	0	0%	0	0%
Nov-16	Inc 2: BP 25-2 Electrical _ Morrow Meadows	4 : 4	0	0	0%	0	0%
Dec-16	Inc 2: BP 25-2 Electrical _ Morrow Meadows	4 : 4	2	2	100%	1	50%
Jan-17	Inc 2: BP 25-2 Electrical _ Morrow Meadows	5 : 5	2	2	100%	2	100%
Feb-17	Inc 2: BP 25-2 Electrical _ Morrow Meadows	4 : 4	4	4	100%	2	50%
Mar-17	Inc 2: BP 25-2 Electrical _ Morrow Meadows	4 : 4	4	4	100%	1	25%
Apr-17	Inc 2: BP 25-2 Electrical _ Morrow Meadows	4 : 4	1	1	100%	0	0%
May-17	Inc 2: BP 25-2 Electrical _ Morrow Meadows	4 : 4	8	8	100%	2	25%
Jun-17	Inc 2: BP 25-2 Electrical _ Morrow Meadows	4 : 4	9	4	44%	2	50%
Jul-17	Inc 2: BP 25-2 Electrical _ Morrow Meadows	4 : 4	0	0	0%	0	0%
Aug-17	Inc 2: BP 25-2 Electrical _ Morrow Meadows	4 : 4	4	4	100%	1	25%
Sep-17	Inc 2: BP 25-2 Electrical _ Morrow Meadows	4 : 4	0	0	0%	0	0%
Oct-17	Inc 2: BP 25-2 Electrical _ Morrow Meadows	4 : 4	0	0	0%	0	0%
Nov-17	Inc 2: BP 25-2 Electrical _ Morrow Meadows	4 : 4	1	0	0%	0	0%
Dec-17	Inc 2: BP 25-2 Electrical _ Morrow Meadows	5 : 5	1	1	100%	1	100%
Jan-18	Inc 2: BP 25-2 Electrical _ Morrow Meadows	4 : 4	0	0	0%	0	0%
Feb-18	Inc 2: BP 25-2 Electrical _ Morrow Meadows	4 : 4	1	1	100%	0	0%
Mar-18	Inc 2: BP 25-2 Electrical _ Morrow Meadows	4 : 4	0	0	0%	0	0%
Apr-18	Inc 2: BP 25-2 Electrical _ Morrow Meadows	5 : 5	2	1	50%	0	0%
May-18	Inc 2: BP 25-2 Electrical _ Morrow Meadows	4 : 4	1	1	100%	1	100%
Jun-18	Inc 2: BP 25-2 Electrical _ Morrow Meadows	3 : 3	0	0	0%	0	0%
Sep-16	Inc 2: BP 26-2 Landscape _ Marina Landscape	4 : 4	1	0	0%	0	0%
Mar-17	Inc 2: BP 26-2 Landscape _ Marina Landscape	5 : 5	0	0	0%	0	0%
Apr-17	Inc 2: BP 26-2 Landscape _ Marina Landscape	4 : 4	0	0	0%	0	0%
May-17	Inc 2: BP 26-2 Landscape _ Marina Landscape	4 : 4	4	1	25%	1	100%
Jun-17	Inc 2: BP 26-2 Landscape _ Marina Landscape	4 : 4	0	0	0%	0	0%
Jul-17	Inc 2: BP 26-2 Landscape _ Marina Landscape	4 : 4	1	0	0%	0	0%
Aug-17	Inc 2: BP 26-2 Landscape _ Marina Landscape	4 : 4	0	0	0%	0	0%
Sep-17	Inc 2: BP 26-2 Landscape _ Marina Landscape	4 : 4	3	0	0%	0	0%
Oct-17	Inc 2: BP 26-2 Landscape _ Marina Landscape	4 : 4	1	1	100%	1	100%
Nov-17	Inc 2: BP 26-2 Landscape _ Marina Landscape	4 : 4	0	0	0%	0	0%
Dec-17	Inc 2: BP 26-2 Landscape _ Marina Landscape	4 : 4	0	0	0%	0	0%
Jan-18	Inc 2: BP 26-2 Landscape _ Marina Landscape	4 : 4	7	1	14%	0	0%
Feb-18	Inc 2: BP 26-2 Landscape _ Marina Landscape	4 : 4	4	3	75%	1	33%
Mar-18	Inc 2: BP 26-2 Landscape _ Marina Landscape	4 : 4	1	0	0%	0	0%
Apr-18	Inc 2: BP 26-2 Landscape _ Marina Landscape	4 : 4	3	2	67%	1	50%
May-18	Inc 2: BP 26-2 Landscape _ Marina Landscape	4 : 4	4	1	25%	0	0%
Jun-18	Inc 2: BP 26-2 Landscape _ Marina Landscape	4 : 4	0	0	0%	0	0%
Jul-18	Inc 2: BP 26-2 Landscape _ Marina Landscape	4 : 4	2	0	0%	0	0%
Aug-18	Inc 2: BP 26-2 Landscape _ Marina Landscape	4 : 4	1	0	0%	0	0%
Sep-18	Inc 2: BP 26-2 Landscape _ Marina Landscape	4 : 4	2	0	0%	0	0%
Oct-18	Inc 2: BP 26-2 Landscape _ Marina Landscape	4 : 4	2	0	0%	0	0%
Nov-18	Inc 2: BP 26-2 Landscape _ Marina Landscape	5 : 5	2	0	0%	0	0%
Sep-17	Inc 2: BP 27-2 _ Mike Russell	2 : 2	1	0	0%	0	0%
Oct-17	Inc 2: BP 27-2 _ Mike Russell	2 : 2	7	3	43%	3	100%
Mar-16	Increment 1 – 05-1 UG Wet Utilities _ Bob's Crane	4 : 4	2	2	100%	0	0%
Apr-16	Increment 1 – 05-1 UG Wet Utilities _ Bob's Crane	4 : 4	0	0	0%	0	0%
May-16	Increment 1 – 05-1 UG Wet Utilities _ Bob's Crane	4 : 4	0	0	0%	0	0%
Jun-16	Increment 1 – 05-1 UG Wet Utilities _ Bob's Crane	4 : 4	0	0	0%	0	0%
Jul-16	Increment 1 – 05-1 UG Wet Utilities _ Bob's Crane	4 : 4	0	0	0%	0	0%
Aug-16	Increment 1 – 05-1 UG Wet Utilities _ Bob's Crane	4 : 4	0	0	0%	0	0%
Sep-16	Increment 1 – 05-1 UG Wet Utilities _ Bob's Crane	4 : 4	0	0	0%	0	0%
Oct-16	Increment 1 – 05-1 UG Wet Utilities _ Bob's Crane	4 : 4	0	0	0%	0	0%
Nov-16	Increment 1 – 05-1 UG Wet Utilities _ Bob's Crane	4 : 4	0	0	0%	0	0%
Dec-16	Increment 1 – 05-1 UG Wet Utilities _ Bob's Crane	4 : 4	0	0	0%	0	0%
Jan-17	Increment 1 – 05-1 UG Wet Utilities _ Bob's Crane	4 : 4	0	0	0%	0	0%
Feb-17	Increment 1 – 05-1 UG Wet Utilities _ Bob's Crane	1 : 1	3	3	100%	1	33%
Apr-17	Increment 1 – 05-1 UG Wet Utilities _ Cut N Core	3 : 3	1	1	100%	0	0%
May-17	Increment 1 – 05-1 UG Wet Utilities _ Cut N Core	4 : 4	3	3	100%	2	67%
Jun-17	Increment 1 – 05-1 UG Wet Utilities _ Cut N Core	4 : 4	0	0	0%	0	0%
Jul-17	Increment 1 – 05-1 UG Wet Utilities _ Cut N Core	4 : 4	0	0	0%	0	0%
Aug-17	Increment 1 – 05-1 UG Wet Utilities _ Cut N Core	4 : 4	0	0	0%	0	0%
Sep-17	Increment 1 – 05-1 UG Wet Utilities _ Cut N Core	4 : 4	0	0	0%	0	0%
Oct-17	Increment 1 – 05-1 UG Wet Utilities _ Cut N Core	5 : 5	0	0	0%	0	0%
Nov-17	Increment 1 – 05-1 UG Wet Utilities _ Cut N Core	4 : 4	0	0	0%	0	0%
Dec-17	Increment 1 – 05-1 UG Wet Utilities _ Cut N Core	4 : 4	0	0	0%	0	0%
Jan-18	Increment 1 – 05-1 UG Wet Utilities _ Cut N Core	4 : 4	0	0	0%	0	0%
Feb-18	Increment 1 – 05-1 UG Wet Utilities _ Cut N Core	4 : 4	0	0	0%	0	0%
Mar-18	Increment 1 – 05-1 UG Wet Utilities _ Cut N Core	3 : 3	0	0	0%	0	0%
May-17	Increment 1 – 05-1 UG Wet Utilities _ ABC Construction	2 : 2	8	8	100%	6	75%
Jun-17	Increment 1 – 05-1 UG Wet Utilities _ ABC Construction	4 : 4	0	0	0%	0	0%
Jul-17	Increment 1 – 05-1 UG Wet Utilities _ ABC Construction	4 : 4	0	0	0%	0	0%
Aug-17	Increment 1 – 05-1 UG Wet Utilities _ ABC Construction	4 : 4	0	0	0%	0	0%

**Southwestern College - Wellness Aquatics Increment 1 and 2 Contracts
CBA Workforce Utilization Report (EXHIBIT 2)**

Sep-17	Increment 1 – 05-1 UG Wet Utilities_ ABC Construction	4 : 4	0	0	0%	0	0%
Oct-17	Increment 1 – 05-1 UG Wet Utilities_ ABC Construction	4 : 4	0	0	0%	0	0%
Nov-17	Increment 1 – 05-1 UG Wet Utilities_ ABC Construction	4 : 4	0	0	0%	0	0%
Dec-17	Increment 1 – 05-1 UG Wet Utilities_ ABC Construction	1 : 1	3	1	33%	1	100%
Dec-15	Increment 1 – 05-1 UG Wet Utilities_ FJ Willert	3 : 3	2	2	100%	1	50%
Jan-16	Increment 1 – 05-1 UG Wet Utilities_ FJ Willert	4 : 4	0	0	0%	0	0%
Feb-16	Increment 1 – 05-1 UG Wet Utilities_ FJ Willert	4 : 4	0	0	0%	0	0%
Mar-16	Increment 1 – 05-1 UG Wet Utilities_ FJ Willert	4 : 4	0	0	0%	0	0%
Apr-16	Increment 1 – 05-1 UG Wet Utilities_ FJ Willert	4 : 4	0	0	0%	0	0%
May-16	Increment 1 – 05-1 UG Wet Utilities_ FJ Willert	4 : 4	0	0	0%	0	0%
Jun-16	Increment 1 – 05-1 UG Wet Utilities_ FJ Willert	4 : 4	0	0	0%	0	0%
Jul-16	Increment 1 – 05-1 UG Wet Utilities_ FJ Willert	4 : 4	0	0	0%	0	0%
Aug-16	Increment 1 – 05-1 UG Wet Utilities_ FJ Willert	4 : 4	0	0	0%	0	0%
Sep-16	Increment 1 – 05-1 UG Wet Utilities_ FJ Willert	4 : 4	0	0	0%	0	0%
Oct-16	Increment 1 – 05-1 UG Wet Utilities_ FJ Willert	4 : 4	0	0	0%	0	0%
Nov-16	Increment 1 – 05-1 UG Wet Utilities_ FJ Willert	4 : 4	0	0	0%	0	0%
Dec-16	Increment 1 – 05-1 UG Wet Utilities_ FJ Willert	4 : 4	0	0	0%	0	0%
Jan-17	Increment 1 – 05-1 UG Wet Utilities_ FJ Willert	5 : 5	1	1	100%	0	0%
Feb-17	Increment 1 – 05-1 UG Wet Utilities_ FJ Willert	4 : 4	0	0	0%	0	0%
Mar-17	Increment 1 – 05-1 UG Wet Utilities_ FJ Willert	4 : 4	0	0	0%	0	0%
Apr-17	Increment 1 – 05-1 UG Wet Utilities_ FJ Willert	4 : 4	0	0	0%	0	0%
May-17	Increment 1 – 05-1 UG Wet Utilities_ FJ Willert	4 : 4	0	0	0%	0	0%
Jun-17	Increment 1 – 05-1 UG Wet Utilities_ FJ Willert	4 : 4	0	0	0%	0	0%
Aug-17	Increment 1 – 05-1 UG Wet Utilities_ Kendrick Excavating	4 : 4	1	1	100%	0	0%
Sep-17	Increment 1 – 05-1 UG Wet Utilities_ Kendrick Excavating	4 : 4	1	1	100%	1	100%
Oct-17	Increment 1 – 05-1 UG Wet Utilities_ Kendrick Excavating	4 : 4	0	0	0%	0	0%
Nov-17	Increment 1 – 05-1 UG Wet Utilities_ Kendrick Excavating	1 : 1	0	0	0%	0	0%
Nov-15	Increment 1 – 05-1 UG Wet Utilities_ Interpipe	1 : 1	3	3	100%	0	0%
Dec-15	Increment 1 – 05-1 UG Wet Utilities_ Interpipe	5 : 5	4	4	100%	2	50%
Jan-16	Increment 1 – 05-1 UG Wet Utilities_ Interpipe	5 : 5	1	1	100%	0	0%
Feb-16	Increment 1 – 05-1 UG Wet Utilities_ Interpipe	4 : 4	1	1	100%	0	0%
Mar-16	Increment 1 – 05-1 UG Wet Utilities_ Interpipe	5 : 5	0	0	0%	0	0%
Apr-16	Increment 1 – 05-1 UG Wet Utilities_ Interpipe	4 : 4	2	2	100%	0	0%
May-16	Increment 1 – 05-1 UG Wet Utilities_ Interpipe	5 : 5	0	0	0%	0	0%
Jun-16	Increment 1 – 05-1 UG Wet Utilities_ Interpipe	4 : 4	0	0	0%	0	0%
Jul-16	Increment 1 – 05-1 UG Wet Utilities_ Interpipe	4 : 4	3	3	100%	0	0%
Aug-16	Increment 1 – 05-1 UG Wet Utilities_ Interpipe	5 : 5	0	0	0%	0	0%
Sep-16	Increment 1 – 05-1 UG Wet Utilities_ Interpipe	4 : 4	0	0	0%	0	0%
Oct-16	Increment 1 – 05-1 UG Wet Utilities_ Interpipe	4 : 4	0	0	0%	0	0%
Nov-16	Increment 1 – 05-1 UG Wet Utilities_ Interpipe	5 : 5	6	6	100%	0	0%
Dec-16	Increment 1 – 05-1 UG Wet Utilities_ Interpipe	4 : 4	2	2	100%	0	0%
Jan-17	Increment 1 – 05-1 UG Wet Utilities_ Interpipe	5 : 5	0	0	0%	0	0%
Feb-17	Increment 1 – 05-1 UG Wet Utilities_ Interpipe	4 : 4	1	1	100%	0	0%
Mar-17	Increment 1 – 05-1 UG Wet Utilities_ Interpipe	4 : 4	0	0	0%	0	0%
Apr-17	Increment 1 – 05-1 UG Wet Utilities_ Interpipe	4 : 4	2	2	100%	1	50%
May-17	Increment 1 – 05-1 UG Wet Utilities_ Interpipe	4 : 4	2	2	100%	0	0%
Jun-17	Increment 1 – 05-1 UG Wet Utilities_ Interpipe	4 : 4	0	0	0%	0	0%
Jul-17	Increment 1 – 05-1 UG Wet Utilities_ Interpipe	4 : 4	1	1	100%	0	0%
Aug-17	Increment 1 – 05-1 UG Wet Utilities_ Interpipe	4 : 4	0	0	0%	0	0%
Sep-17	Increment 1 – 05-1 UG Wet Utilities_ Interpipe	4 : 4	0	0	0%	0	0%
Oct-17	Increment 1 – 05-1 UG Wet Utilities_ Interpipe	5 : 5	0	0	0%	0	0%
Nov-17	Increment 1 – 05-1 UG Wet Utilities_ Interpipe	4 : 4	0	0	0%	0	0%
Dec-17	Increment 1 – 05-1 UG Wet Utilities_ Interpipe	4 : 4	1	1	100%	0	0%
Jan-18	Increment 1 – 05-1 UG Wet Utilities_ Interpipe	4 : 4	0	0	0%	0	0%
Feb-18	Increment 1 – 05-1 UG Wet Utilities_ Interpipe	4 : 4	0	0	0%	0	0%
Mar-18	Increment 1 – 05-1 UG Wet Utilities_ Interpipe	4 : 4	0	0	0%	0	0%
Dec-17	Increment 1 – 05-1 UG Wet Utilities_ Telfer Pavement Tech	1 : 1	1	1	100%	0	0%
Jan-17	Increment 1 – 05-1 UG Wet Utilities_ Merli	1 : 1	2	2	100%	2	100%
Jan-16	Increment 1 – 05-1 UG Wet Utilities_ Old Castle Precast	1 : 1	1	1	100%	0	0%
Feb-16	Increment 1 – 05-1 UG Wet Utilities_ Old Castle Precast	4 : 4	3	2	67%	0	0%
Mar-16	Increment 1 – 05-1 UG Wet Utilities_ Old Castle Precast	5 : 5	0	0	0%	0	0%
Apr-16	Increment 1 – 05-1 UG Wet Utilities_ Old Castle Precast	2 : 2	0	0	0%	0	0%
Nov-17	Increment 1 – 05-1 UG Wet Utilities_ RAP Eng	2 : 2	8	8	100%	0	0%
Dec-17	Increment 1 – 05-1 UG Wet Utilities_ RAP Eng	5 : 5	0	0	0%	0	0%
Jan-18	Increment 1 – 05-1 UG Wet Utilities_ RAP Eng	4 : 4	0	0	0%	0	0%
Feb-18	Increment 1 – 05-1 UG Wet Utilities_ RAP Eng	2 : 2	0	0	0%	0	0%
Dec-17	Increment 1 – 05-1 UG Wet Utilities_ Pavement Recycling	1 : 1	1	1	100%	0	0%
Jan-17	Increment 1 – 05-1 UG Wet Utilities_ Team C	1 : 1	15	15	100%	8	53%
Sept-15	Site Setup_Alcorn Fence	1 : 1	1	1	100%	0	0%
Oct-15	Site Setup_Alcorn Fence	5 : 5	10	10	100%	3	30%
Nov-15	Site Setup_Alcorn Fence	4 : 4	0	0	0%	0	0%
Dec-15	Site Setup_Alcorn Fence	4 : 4	0	0	0%	0	0%
Jan-16	Site Setup_Alcorn Fence	5 : 5	0	0	0%	0	0%
Feb-16	Site Setup_Alcorn Fence	4 : 4	0	0	0%	0	0%
Mar-16	Site Setup_Alcorn Fence	4 : 4	0	0	0%	0	0%
Apr-16	Site Setup_Alcorn Fence	4 : 4	0	0	0%	0	0%
May-16	Site Setup_Alcorn Fence	4 : 4	0	0	0%	0	0%
Jun-16	Site Setup_Alcorn Fence	4 : 4	3	3	100%	1	33%
Jul-16	Site Setup_Alcorn Fence	4 : 4	0	0	0%	0	0%

**Southwestern College - Wellness Aquatics Increment 1 and 2 Contracts
CBA Workforce Utilization Report (EXHIBIT 2)**

Aug-16	Site Setup_Alcorn Fence	4 : 4	1	1	100%	0	0%
Sep-16	Site Setup_Alcorn Fence	4 : 4	4	4	100%	2	50%
Oct-16	Site Setup_Alcorn Fence	4 : 4	0	0	0%	0	0%
Nov-16	Site Setup_Alcorn Fence	4 : 4	0	0	0%	0	0%
Dec-16	Site Setup_Alcorn Fence	5 : 5	0	0	0%	0	0%
Jan-17	Site Setup_Alcorn Fence	4 : 4	0	0	0%	0	0%
Feb-17	Site Setup_Alcorn Fence	4 : 4	0	0	0%	0	0%
Mar-17	Site Setup_Alcorn Fence	4 : 4	1	1	100%	1	100%
Apr-17	Site Setup_Alcorn Fence	4 : 4	0	0	0%	0	0%
May-17	Site Setup_Alcorn Fence	4 : 4	0	0	0%	0	0%
Jun-17	Site Setup_Alcorn Fence	4 : 4	0	0	0%	0	0%
Jul-17	Site Setup_Alcorn Fence	4 : 4	0	0	0%	0	0%
Aug-17	Site Setup_Alcorn Fence	4 : 4	0	0	0%	0	0%
Sep-17	Site Setup_Alcorn Fence	4 : 4	0	0	0%	0	0%
Oct-17	Site Setup_Alcorn Fence	4 : 4	0	0	0%	0	0%
Nov-17	Site Setup_Alcorn Fence	4 : 4	1	1	100%	1	100%
Dec-17	Site Setup_Alcorn Fence	4 : 4	0	0	0%	0	0%
Jan-18	Site Setup_Alcorn Fence	4 : 4	0	0	0%	0	0%
Feb-18	Site Setup_Alcorn Fence	4 : 4	0	0	0%	0	0%
Mar-18	Site Setup_Alcorn Fence	5 : 5	0	0	0%	0	0%
Apr-18	Site Setup_Alcorn Fence	4 : 4	0	0	0%	0	0%
May-18	Site Setup_Alcorn Fence	4 : 4	0	0	0%	0	0%
Jun-18	Site Setup_Alcorn Fence	4 : 4	0	0	0%	0	0%
Aug-16	UG Electrical _ Select Electric	4 : 4	0	0	0%	0	0%
Sep-16	UG Electrical _ Select Electric	4 : 4	0	0	0%	0	0%
Oct-16	UG Electrical _ Select Electric	1 : 1	0	0	0%	0	0%
Mar-17	UG Electrical_ABC Construction	4 : 4	6	6	100%	4	67%
Apr-17	UG Electrical_ABC Construction	2 : 2	5	4	80%	4	100%
Nov-15	UG Electrical_Neal Electric	4 : 4	3	3	100%	1	33%
Dec-15	UG Electrical_Neal Electric	5 : 5	2	2	100%	1	50%
Jan-16	UG Electrical_Neal Electric	5 : 5	4	4	100%	1	25%
Feb-16	UG Electrical_Neal Electric	4 : 4	0	0	0%	0	0%
Mar-16	UG Electrical_Neal Electric	4 : 4	0	0	0%	0	0%
Apr-16	UG Electrical_Neal Electric	4 : 4	0	0	0%	0	0%
May-16	UG Electrical_Neal Electric	4 : 4	0	0	0%	0	0%
Jun-16	UG Electrical_Neal Electric	4 : 4	0	0	0%	0	0%
Jul-16	UG Electrical_Neal Electric	4 : 4	2	2	100%	0	0%
Aug-16	UG Electrical_Neal Electric	4 : 4	0	0	0%	0	0%
Sep-16	UG Electrical_Neal Electric	4 : 4	0	0	0%	0	0%
Oct-16	UG Electrical_Neal Electric	4 : 4	0	0	0%	0	0%
Nov-16	UG Electrical_Neal Electric	4 : 4	2	1	50%	0	0%
Dec-16	UG Electrical_Neal Electric	4 : 4	0	0	0%	0	0%
Jan-17	UG Electrical_Neal Electric	5 : 5	0	0	0%	0	0%
Feb-17	UG Electrical_Neal Electric	4 : 4	0	0	0%	0	0%
Mar-17	UG Electrical_Neal Electric	4 : 4	0	0	0%	0	0%
Apr-17	UG Electrical_Neal Electric	4 : 4	0	0	0%	0	0%
May-17	UG Electrical_Neal Electric	4 : 4	0	0	0%	0	0%
Jun-17	UG Electrical_Neal Electric	4 : 4	0	0	0%	0	0%
Jul-17	UG Electrical_Neal Electric	4 : 4	0	0	0%	0	0%
Aug-17	UG Electrical_Neal Electric	4 : 4	0	0	0%	0	0%
Sep-17	UG Electrical_Neal Electric	4 : 4	0	0	0%	0	0%
Oct-17	UG Electrical_Neal Electric	4 : 4	0	0	0%	0	0%
Nov-17	UG Electrical_Neal Electric	4 : 4	0	0	0%	0	0%
Dec-17	UG Electrical_Neal Electric	5 : 5	0	0	0%	0	0%
Jan-18	UG Electrical_Neal Electric	4 : 4	0	0	0%	0	0%
Feb-18	UG Electrical_Neal Electric	4 : 4	0	0	0%	0	0%
Mar-18	UG Electrical_Neal Electric	4 : 4	0	0	0%	0	0%
Apr-18	UG Electrical_Neal Electric	3 : 3	0	0	0%	0	0%
Apr-17	UG Electrical_Pavement Recycling	1 : 1	1	0	0%	0	0%
May-17	UG Electrical_Kendrick Excavating	1 : 1	1	1	100%	1	100%
Jun-17	UG Electrical_Kendrick Excavating	4 : 4	0	0	0%	0	0%
Jul-17	UG Electrical_Kendrick Excavating	1 : 1	0	0	0%	0	0%
Jul-16	UG Electrical_Sunrise Bobcat	1 : 1	1	1	100%	0	0%
Nov-16	UG Electrical_Sunrise Bobcat	1 : 1	1	1	100%	0	0%
Jan-16	UG Electrical_Select Electric	1 : 1	4	4	100%	0	0%
Feb-16	UG Electrical_Select Electric	4 : 4	4	3	75%	1	33%
Mar-16	UG Electrical_Select Electric	4 : 4	1	1	100%	0	0%
Apr-16	UG Electrical_Select Electric	4 : 4	0	0	0%	0	0%
Apr-16	UG Hydronic Piping _ Jackson & Blanc	3 : 3	2	2	100%	1	50%
May-16	UG Hydronic Piping _ Jackson & Blanc	5 : 5	0	0	0%	0	0%
Jun-16	UG Hydronic Piping _ Jackson & Blanc	4 : 4	0	0	0%	0	0%
Jul-16	UG Hydronic Piping _ Jackson & Blanc	4 : 4	0	0	0%	0	0%
Aug-16	UG Hydronic Piping _ Jackson & Blanc	4 : 4	0	0	0%	0	0%
Sep-16	UG Hydronic Piping _ Jackson & Blanc	4 : 4	0	0	0%	0	0%
Oct-16	UG Hydronic Piping _ Jackson & Blanc	5 : 5	1	1	100%	0	0%
Nov-16	UG Hydronic Piping _ Jackson & Blanc	4 : 4	0	0	0%	0	0%
Dec-16	UG Hydronic Piping _ Jackson & Blanc	4 : 4	0	0	0%	0	0%
Jan-17	UG Hydronic Piping _ Jackson & Blanc	5 : 5	0	0	0%	0	0%
Feb-17	UG Hydronic Piping _ Jackson & Blanc	4 : 4	2	2	100%	2	100%

**Southwestern College - Wellness Aquatics Increment 1 and 2 Contracts
CBA Workforce Utilization Report (EXHIBIT 2)**

Mar-17	UG Hydronic Piping _ Jackson & Blanc	4 : 4		0	0	0%	0	0%
Apr-17	UG Hydronic Piping _ Jackson & Blanc	4 : 4		3	3	100%	0	0%
May-17	UG Hydronic Piping _ Jackson & Blanc	4 : 4		3	2	67%	0	0%
Jun-17	UG Hydronic Piping _ Jackson & Blanc	4 : 4		3	2	67%	1	50%
Jul-17	UG Hydronic Piping _ Jackson & Blanc	5 : 5		3	3	100%	0	0%
Aug-17	UG Hydronic Piping _ Jackson & Blanc	4 : 4		0	0	0%	0	0%
Sep-17	UG Hydronic Piping _ Jackson & Blanc	4 : 4		0	0	0%	0	0%
Oct-17	UG Hydronic Piping _ Jackson & Blanc	3 : 3		0	0	0%	0	0%
May-17	UG Hydronic Piping _ Cut N Core	4 : 4		5	4	80%	2	50%
Jun-17	UG Hydronic Piping _ Cut N Core	4 : 4		1	1	100%	1	100%
Jul-17	UG Hydronic Piping _ Cut N Core	4 : 4		0	0	0%	0	0%
Aug-17	UG Hydronic Piping _ Cut N Core	4 : 4		0	0	0%	0	0%
Sep-17	UG Hydronic Piping _ Cut N Core	4 : 4		0	0	0%	0	0%
Oct-17	UG Hydronic Piping _ Cut N Core	4 : 4		0	0	0%	0	0%
Feb-17	UG Hydronic Piping _ PH City Service	2 : 2		2	0	0%	0	0%
Mar-17	UG Hydronic Piping _ PH City Service	4 : 4		0	0	0%	0	0%
Apr-17	UG Hydronic Piping _ PH City Service	4 : 4		0	0	0%	0	0%
May-17	UG Hydronic Piping _ PH City Service	4 : 4		1	0	0%	0	0%
Jun-17	UG Hydronic Piping _ PH City Service	4 : 4		1	0	0%	0	0%
Jul-17	UG Hydronic Piping _ PH City Service	1 : 1		0	0	0%	0	0%
Feb-17	UG Hydronic Piping _ Performance Contracting	4 : 4		2	2	100%	0	0%
Mar-17	UG Hydronic Piping _ Performance Contracting	4 : 4		0	0	0%	0	0%
Apr-17	UG Hydronic Piping _ Performance Contracting	4 : 4		0	0	0%	0	0%
May-17	UG Hydronic Piping _ Performance Contracting	4 : 4		0	0	0%	0	0%
Jun-17	UG Hydronic Piping _ Performance Contracting	4 : 4		1	1	100%	0	0%
Jul-17	UG Hydronic Piping _ Performance Contracting	4 : 4		2	1	50%	0	0%
Aug-17	UG Hydronic Piping _ Performance Contracting	4 : 4		2	2	100%	1	50%
Sep-17	UG Hydronic Piping _ Performance Contracting	4 : 4		0	0	0%	0	0%
Oct-17	UG Hydronic Piping _ Performance Contracting	5 : 5		0	0	0%	0	0%
Nov-17	UG Hydronic Piping _ Performance Contracting	4 : 4		0	0	0%	0	0%
Dec-17	UG Hydronic Piping _ Performance Contracting	4 : 4		0	0	0%	0	0%
Jan-18	UG Hydronic Piping _ Performance Contracting	1 : 1		0	0	0%	0	0%
Jun-17	Inc 2: BP 28-2 Sports Equipmt _ SEI	4 : 4		4	4	100%	1	25%
Jul-17	Inc 2: BP 28-2 Sports Equipmt _ SEI	4 : 4		1	1	100%	1	100%
Aug-17	Inc 2: BP 28-2 Sports Equipmt _ SEI	4 : 4		0	0	0%	0	0%
Sep-17	Inc 2: BP 28-2 Sports Equipmt _ SEI	4 : 4		0	0	0%	0	0%
Oct-17	Inc 2: BP 28-2 Sports Equipmt _ SEI	5 : 5		0	0	0%	0	0%
Nov-17	Inc 2: BP 28-2 Sports Equipmt _ SEI	4 : 4		2	2	100%	2	100%
Dec-17	Inc 2: BP 28-2 Sports Equipmt _ SEI	1 : 1		0	0	0%	0	0%
Aug-17	Inc 2: BP 29-2 Signage _ Sign Age	2 : 2		5	5	100%	0	0%
Sep-17	Inc 2: BP 29-2 Signage _ Sign Age	4 : 4		0	0	0%	0	0%
Oct-17	Inc 2: BP 29-2 Signage _ Sign Age	4 : 4		1	1	100%	0	0%
Nov-17	Inc 2: BP 29-2 Signage _ Sign Age	4 : 4		8	8	100%	2	25%
Dec-17	Inc 2: BP 29-2 Signage _ Sign Age	5 : 5		0	0	0%	0	0%
Jan-18	Inc 2: BP 29-2 Signage _ Sign Age	4 : 4		0	0	0%	0	0%
Feb-18	Inc 2: BP 29-2 Signage _ Sign Age	4 : 4		0	0	0%	0	0%
Mar-18	Inc 2: BP 29-2 Signage _ Sign Age	4 : 4		0	0	0%	0	0%
Apr-18	Inc 2: BP 29-2 Signage _ Sign Age	5 : 5		2	2	100%	0	0%

Notes:

1455

1145

366

Double asterisk (**) Denotes not all workforce data for the month has been accounted for, due to contractor's non-submittal of Certified Payroll Records. Remaining data will be reflected in next monthly report.

Double asterisk (** D) Denotes not that SOME workforce data for the month has NOT been accounted for, due to contractor's submittal of Certified Payroll Records with incomplete data. Remaining data will be reflected in next monthly report.

Grey Highlight denotes a contractor that has finished its scope of work.

Yellow Highlight denotes an active contractor.

**Southwestern College - Wellness Aquatics Increment 1 and 2 Contracts
CBA Workforce Utilization Report (EXHIBIT 2)**

CUMULATIVE STATISTICAL DATA							
		RATIO OF WEEKS REPORTED	TOTAL NUMBER OF POSITIONS EMPLOYED	TOTAL NUMBER OF LOCAL-TO-COUNTY (RESIDENT) WORKERS	% of LOCAL-TO-COUNTY WORKERS FILLING POSITIONS	TOTAL NUMBER OF LOCAL-TO-SWC DISTRICT WORKERS	% of LOCAL-TO-SWC DISTRICT WORKERS FILLING POSITIONS
SUB-TOTALS:	WAC 1 _ BP 03-1 Earthwork	212 : 212	122	107	88%	20	19%
SUB-TOTALS:	WAC 1 _ BP 07-1 UG Electrical Utilities	160 : 160	37	33	89%	13	39%
SUB-TOTALS:	WAC 1 _ BP 02-1 Site Setup (Fence)	137 : 137	21	21	100%	8	38%
SUB-TOTALS:	WAC 1 _ BP 05-1 UG Wet Utilities	358 : 358	85	82	96%	25	30%
SUB-TOTALS:	WAC 1 _ BP 06-1 UG Hydronic Piping	158 : 158	34	26	76%	8	31%
SUB-TOTALS:	WAC 1 & 2 _ BP 04-1 Concrete	733 : 733	303	219	72%	67	31%
SUB-TOTALS:	WAC 2 _ BP 08-2 Aggregate Piers	17 : 17	20	15	75%	3	20%
SUB-TOTALS:	WAC 2 _ BP 10-2 Steel	153 : 153	58	55	95%	40	73%
SUB-TOTALS:	WAC 2 _ BP 11-2 Sheetmetal	103 : 103	30	10	33%	2	20%
SUB-TOTALS:	WAC 2 _ BP 12-2 Roofing	62 : 62	25	23	92%	8	35%
SUB-TOTALS:	WAC 2 _ BP 13-2 General	582 : 582	261	200	77%	75	38%
SUB-TOTALS:	WAC 2 _ BP 14-2 Glazing	105 : 105	25	22	88%	7	32%
SUB-TOTALS:	WAC 2 _ BP 15-2 Finish Carpentry	29 : 29	17	12	71%	4	33%
SUB-TOTALS:	WAC 2 _ BP 16-2 Tile	24 : 24	26	19	73%	8	42%
SUB-TOTALS:	WAC 2 _ BP 17-2 Flooring	36 : 36	15	9	60%	5	56%
SUB-TOTALS:	WAC 2 _ BP 18-2 Specialties	81 : 81	24	23	96%	3	13%
SUB-TOTALS:	WAC 2 _ BP 19-2 Wood Flooring	22 : 22	15	0	0%	0	0%
SUB-TOTALS:	WAC 2 _ BP 20 Gym Bleachers	20 : 20	10	0	0%	0	0%
SUB-TOTALS:	WAC 2 _ BP 22-2 Fire Protection	90 : 90	19	18	95%	6	33%
SUB-TOTALS:	WAC 2 _ BP 23-2 Plumbing	177 : 177	61	60	98%	15	25%
SUB-TOTALS:	WAC 2 _ BP 24-2 HVAC	344 : 344	89	82	92%	14	17%
SUB-TOTALS:	WAC 2 _ BP 25-2 Electrical	310 : 310	89	74	83%	22	30%
SUB-TOTALS:	WAC 2 _ BP 26-2 Landscape	90 : 90	38	9	24%	4	44%
SUB-TOTALS:	WAC 2 _ BP 27-2 Bleacher	4 : 4	8	3	38%	3	100%
SUB-TOTALS:	WAC 2 _ BP 28-2 Sports Equipment	26 : 26	7	7	100%	4	57%
SUB-TOTALS:	WAC 2 _ BP 29-2 Signage	36 : 36	16	16	100%	2	13%
TOTAL:	Number of weekly CPRs:	4003 : 4003	1455	1145	79%	366	32%
<i>CBA GOALS:</i>					<i>90% POSITIONS FILLED BY "LOCAL-TO-COUNTY" WORKERS</i>	<i>35% OF THE 90% "LOCAL-TO-COUNTY" POSITIONS TO BE FILLED BY "LOCAL-TO-DISTRICT" WORKERS</i>	

End of Report