



Dependency Appeal Instructions

Students classified as dependent by the FAFSA or CA Dream Act Application may appeal to be classified as independent based upon unusual circumstances that make obtaining your parents' financial aid application information impossible. Examples of unusual circumstances include abandonment by parents, an abusive family environment that threatens the student's health or safety, or student being unable to locate their parents.

None of the following conditions qualify: parents refusal to contribute to the student's education, parents unwillingness to provide information, parents not claiming the student as a dependent for income tax purposes, nor a student demonstrating total self-sufficiency.

1. Prepare the following requirements before submitting your appeal.

New Dependency Appeal requirements

A) Write a statement that addresses the following:

- The extraordinary family circumstances led to you leaving your parents household
- Your past and present relationship with both of your parents
- How are you supporting yourself
- Describe and list the most recent date you had contact with or were supported by your parents

B) Gather complete supporting documentation


- One letter of support from School or Community personnel who know your situation

Continuing Dependency Appeal Requirements

Continuing SWC students who already have an approved appeal on file will only need to submit the appeal and upload a signed statement certifying that the situation remains the same as prior years (if this is the case). Third party documentation will not be required.

If you have not already done so you will need to set up access through the Jag Docs platform.


Go to link: <https://swccd.verifymyfafsa.com/>

 Register Account

This page will automatically close and log you out in 02:38 * Required

Confirm Student Information

Information provided in the fields below must match information provided on your financial aid application - either the Free Application for Federal Student Aid (FAFSA) or the California Dream Act Application. Please ensure all four pieces of information match to what you provide on the FAFSA or Dream Act Application. If you have not submitted either application to your school, please ensure that the information below matches the information your school has on file. ?

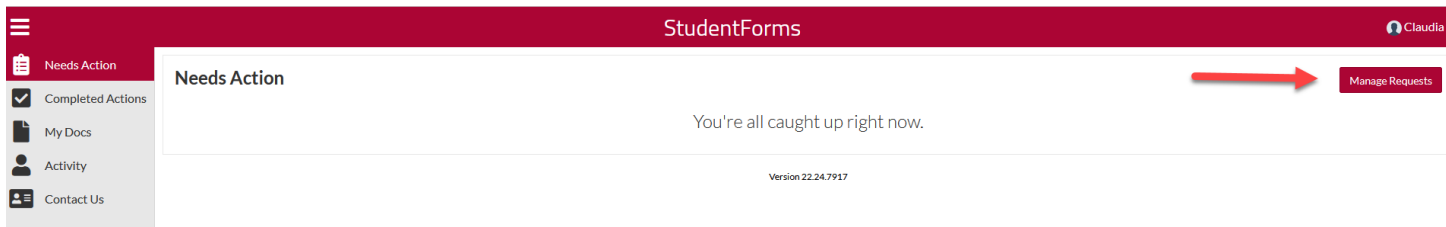
- * First Name
- * Last Name
- * Date of Birth
 
- * Social security number/DREAM ID
- * Preferred Email
- * Confirm Email

Phone Number
*Provide a phone number to subscribe to mobile phone text messages for account updates.
(Standard text message charges apply)*

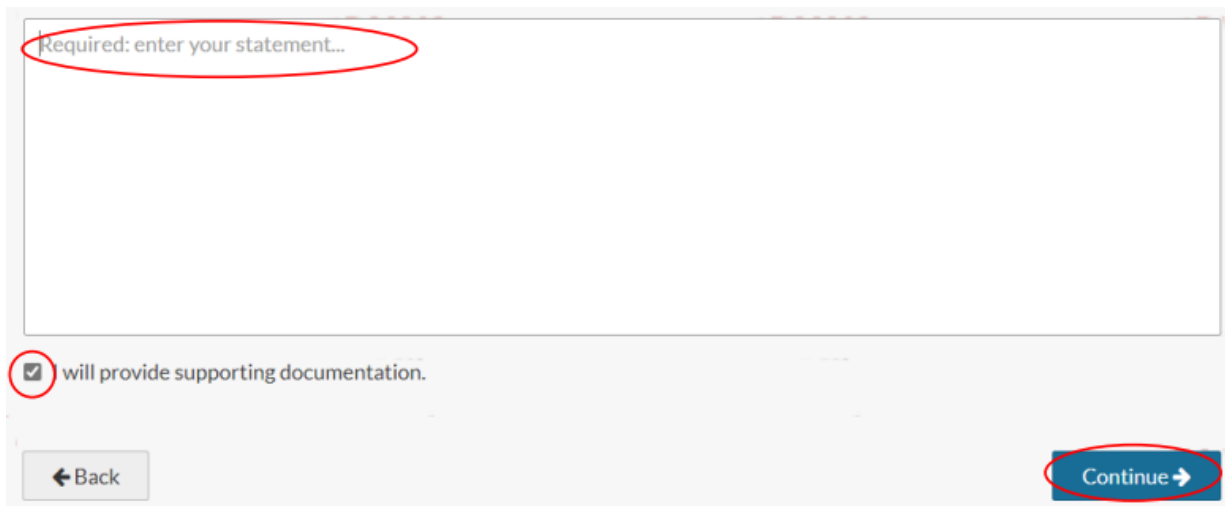


You must have a valid FAFSA on file and your name, DOB, SSN must match what you entered on your FAFSA.

1. Once you are logged on, you may request the appeal appeal by selecting the “Manage Request” button.



2. Then select the PLUS + button to request the **Dependency Appeal**



3. . Upload the required supporting documentation using the Upload button.



✓ PJ Dependency Override Appeal Web Form ⓘ

✎ Fill Out

Download


Date Filled Out

[PJ Dependency Override Form.pdf](#)

03/30/2021

○ Upload Supporting Documentation ⓘ

⬆ Upload

Attach all documents before you click submit. You can attach several documents using the add page button. Complete documentation is required to review this appeal. 

4. Once all documents are attached click the "Submit" and "Finish" buttons.

You can expect to receive a response back about your appeal within 10-14 business days.