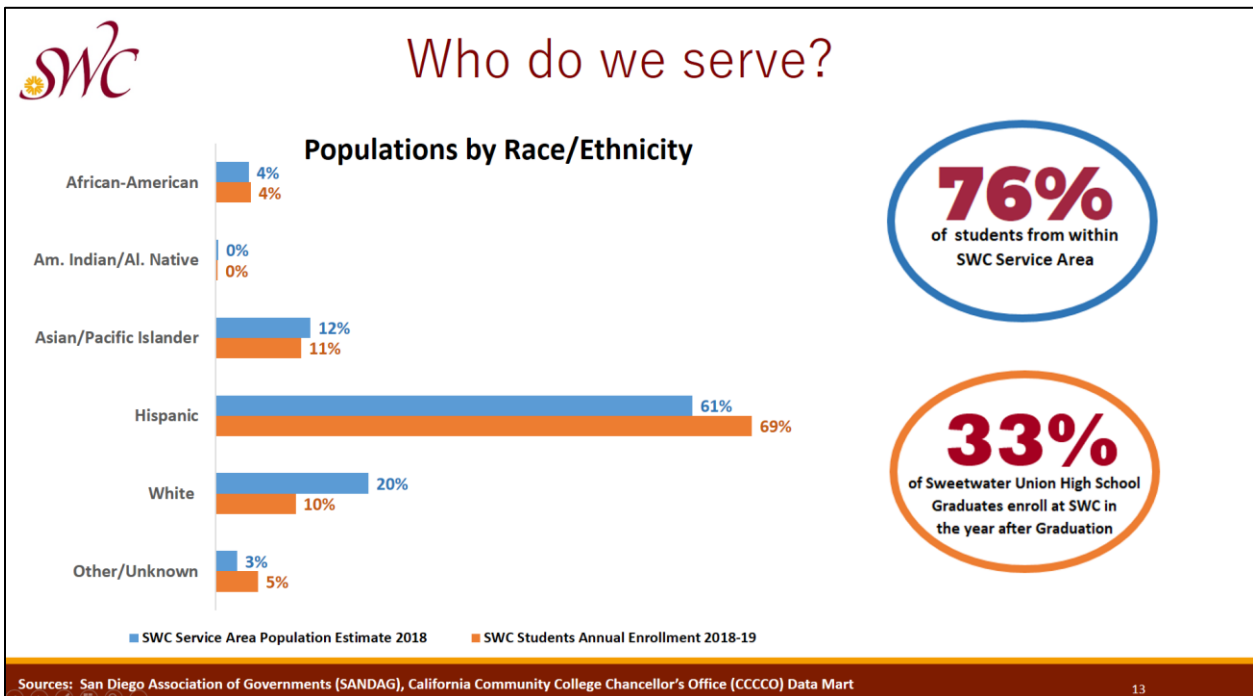
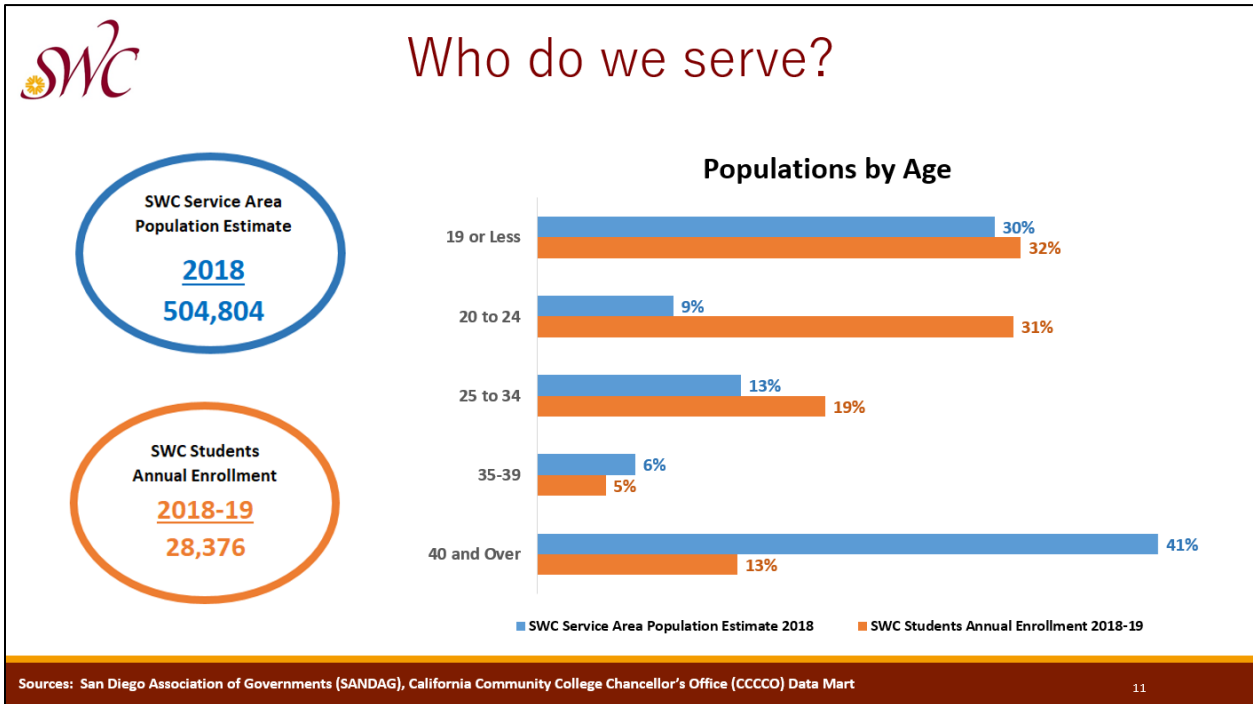
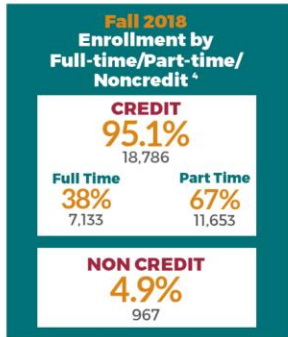


# SWC Data Review – Strategic Planning Community Forum



# SWC Data Review – Strategic Planning Community Forum

## Who do we serve?



### Degrees and Certificates Awarded

**Academic Year 2018-19**

ASSOCIATE DEGREES: 1,874

CERTIFICATES: 901

Average Annual Tuition & Fees California Public Colleges \*\*



**5** 2018-19 Most Popular Majors

1. Nursing
2. Business Administration
3. Psychology
4. Biology
5. Administration of Justice

FALL 2019 November 12, 2019	Sections Offered	% Sections by Modality
<b>CREDIT TOTAL:</b>	<b>2,118</b>	<b>100%</b>
Face to Face Credit	1,748	82.5%
Online Credit	286	13.5%
Hybrid Credit	84	3.97%

#### 2- & 4-Year Colleges

2018-19 in-district tuition and fees at public 2-year colleges **\$1,430**

2018-19 in-state tuition and fees at public 4-year colleges **\$9,870**

Sources: California Community College Chancellor's Office (CCCCO) Data Mart; Southwestern Community College District Data Warehouse

14

## Projected Growth/Largest Employment Sectors

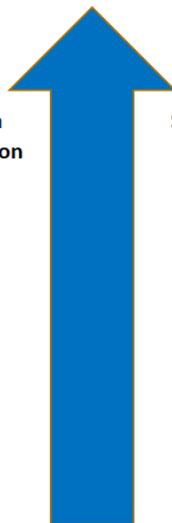
### SWC Service Area Population Projection

2020  
550,888

2035  
648,215

**+18%**

+1.1% per year



### SWC Service Area Jobs Projection

2020  
187,185

2035  
215,381

**+15%**

+1% per year

### SWC Service Area Largest Employment Sectors

Educational, healthcare and social services 22%

Retail trade 12%

Arts, entertainment, recreational, accomodation, and food services 12%

Sources: San Diego Association of Governments (SANDAG), UC Census American Communities Survey 2013-2017 5 Year Estimates

14