

Comparison of Online, Hybrid, and Lecture Courses at Southwestern College

*An Evaluative Study of Grade Point Average, Course Completion Rate, and Course
Success Rate*

Fall 2010 – Spring 2014

TABLE OF CONTENTS

Study Background

Overview	1
Criteria for Course-level Analysis	1

Research Methodology

Definitional Standards	1
Testing Framework	2
Description of Data	3
Statistical Software	3
Explanation of SPSS Output Tables	3
Example of SPSS Output Tables - Accounting 101	4

Institution-level Online, Hybrid, and Lecture Course Comparisons: Fall 2010-Spring 2014

Grade Point Average Tables and Chart	7
Course Success Rate Tables and Chart	9
Course Completion Rate Tables and Chart	11

Selected Online, Hybrid, and Lecture Course Comparisons: Fall 2010-Spring 2014

Accounting: 101	14
Administration of Justice: 111, 151	15
Anthropology: 101	17
Art: 104	18
Business: 120, 123, 140	19
Child Development: 170, 170L, 284	22
Computer Information Systems: 101	25
Computer Literacy: 120	26
Economics: 101, 102	27
English: 71, 114, 115, 116	29
Geography: 100	33
Health 204	34
History: 100	35
MEDOP 230	36
Political Science: 101, 102	37

Psychology: 101	39
Psychology/Sociology: 270	40
Reading: 158	41
Sociology: 101	42

Selected Online and Lecture Course Comparisons

Accounting 102	44
Business 121	45
Health: 101	46
History: 101	47
Mexican-American Studies: 141, 142	48
Music: 105	50
Philosophy 101	51
Psychology: 106	52

Selected Hybrid and Lecture Course Comparisons

Business 70	54
Math 35, 45, 60	55

Selected Online and Hybrid Course Comparisons

Business: 143, 200A, 200B	59
---------------------------------	--------------------

Appendix

List of Hybrid Courses: Fall 2010-Spring 2014	63
List of Online Courses: Fall 2010-Spring 2014	69

Study Background

Overview

A study focused on student academic performance in distance education can provide institutional stakeholders with a better understanding of the efficiency and efficacy for this manner of instructional delivery. Within this report, three academic metrics are examined: “Grade Point Average,” “Course Success Rate,” and “Course Completion Rate.” Each of these metrics is further examined across at least two of the three instructional delivery modes available at Southwestern College—distance education (“online”), lecture (“face-to-face”), and hybrid instruction. In addition, each of these delivery modes is examined at both the institutional- and course-level. As the scope of course-level analyses are potentially quite broad, only a select number of courses are examined. These courses were selected to provide a representative sample of academic categories, such as developmental, transfer, vocational and general education coursework.

Criteria for Course-level Analysis

After selection of academic categories, two conditions were employed to ensure that a suitable sample size occurred for statistical testing, these criteria were:

- *Criterion One:* Two or more courses were represented within each of the delivery modes (online, Lecture, and hybrid instruction)
- *Criterion Two:* At least 30 valid student grades notations occurred within each of the delivery modes under study

If one or both of these criterion were not met, the affected delivery mode (online, Lecture, or hybrid) category was dropped from the statistical test to prevent a small sample bias.

Statistical Methodology

Definitional Standards

Research and Planning (RP) Group definitional standards for Course Completion Rate and Course Success Rate are used throughout this report. These definitional standardized are part of an evaluative framework commonly used among California community college researchers and institutions:

Grade Point Average (GPA)

Definition: The average, or mean, obtained by dividing the number of grade points earned by the total number of units attempted.

Numerator: Total number of grade points received.

Denominator: Total number of units attempted.

Excluded grade notations: I, IP, MW, NP, P, RD, W

Statistical Methodology

Course Success Rate

Definition: Percentage of students in credit coursework who receive a passing/satisfactory grade.

Numerator: A, B, C, P

Denominator: A, B, C, D, F, NP, P, W

Excluded grade notations: I, IP, MW, RD

Course Completion Rate

Definition: Percentage of students in credit coursework who do not withdraw from class and who receive a valid grade.

Numerator: A, B, C, D, F, I, NP, P, RD

Denominator: A, B, C, D, F, I, NP, P, RD, W

Excluded grade notations: IP, MW

Testing Framework

Grade Point Average (GPA)

General Linear Model Univariate Analysis and Bonferroni post-hoc test

Within the *Grade Point Average* delivery mode comparisons, the General Linear Model (GLM) Univariate Analysis is the selected diagnostic framework. The GLM is a statistical method that permits the simultaneous testing of two or more factors for statistical significance and encompasses several statistical approaches. In terms of hypothesis testing, it is conceptually equivalent to the Analysis of Variance (ANOVA) statistical methodology, but with additional descriptive data and regression analysis elements. Moreover, a post-hoc Bonferroni multiple comparison test is utilized when three delivery modes are compared. In those instances where exactly two delivery modes (online/Lecture, online/hybrid, or hybrid/Lecture) occur, a multiple comparison test is not conducted as statistical significance can be found from the core two independent sample statistical comparisons.

Course Success Rate and Course Completion Rate

Chi-Square (χ^2) method and Bonferroni post-hoc test

The Chi-square statistical testing framework is employed for assessing the *Course Completion Rate* and *Course Success Rate* metrics. The Chi-square methodology utilizes observed distributions of data either based on ranks or grouped categories. When combined with the Bonferroni multiple comparison method, the test serves as a precursor (omnibus) test for the Bonferroni testing methodology.

The Bonferroni multiple comparison method is a post-hoc testing procedure for identifying statically significant differences among two or more proportions (e.g., Course Completion Rates

Statistical Methodology

and Course Success Rates among hybrid, online and lecture courses). This test statistic is similar in structure to the two-proportion z-test. In the instance where exactly two comparison groups occur, the reported Bonferroni value corresponds to a one-sample z-test.

Description of Data

The data utilized in this evaluative study spans fall semester, spring semester, and summer session from fall 2010 – spring 2014. Hybrid, online and lecture coursework is the focus of this study. Consequently, both three-way and two-way comparisons constitute the core analytic framework. Credit full- and short-term hybrid, online and lecture coursework is included for cross-comparisons. Non-credit coursework is excluded from this study.

Statistical Software

General Linear Model, Chi-square, and Bonferroni multiple comparison procedures were run on IBM's Statistical Software Package for the Social Sciences (SPSS) software system. Statistically significant tests and comparisons will be highlighted in green to clarify major study results from SPSS tables.

Explanation of SPSS Output Tables

SPSS Statistical Outputs

SPSS data output examples are included in order to facilitate an interpretation of statistical results. Accounting 101 outputs are used for illustration:

- Grade Point Average (GPA) table values incorporate three components: Descriptive Statistics, Tests of Between-Subjects Effects, and Hybrid, Online, and Lecture course comparisons. Reporting elements include GPA (mean) values, F-ratios/statistical significances, and multiple comparisons testing—Bonferroni method (**see Example I**).
- Course Success Rate tables incorporate the Chi-Square Test and a Course Success Rate crosstabulation. The Chi-square Test utilized in this analysis falls under the Goodness of Fit methodology—an omnibus testing procedure used for determining statistical significance across aggregated data. The Course Success Rate crosstabulation makes use of the Bonferroni multiple comparisons test. This post-hoc testing methodology

Statistical Methodology

assesses the statistical significance of pairwise comparisons among hybrid, online and lecture courses (see Example II).

- Course Completion Rate tables incorporate the Chi-Square Test and a Course Completion Rate crosstabulation. Again, statistical comparisons employ the omnibus Chi-Square test and Bonferroni multiple comparisons testing in relation to pairwise groupings of hybrid, online and lecture courses (see Example III).

Example of SPSS Output Tables – Accounting 101

Example I: Accounting 101 GPA Comparison

Descriptive Statistics			
Dependent Variable: GPA			
Hybrid, Online and Lecture	Mean	Std. Deviation	N
Online Courses	2.42	1.463	326
Hybrid Courses	1.92	1.432	209
Lecture Courses	2.28	1.346	1521
Total	2.27	1.379	2056

Tests of Between-Subjects Effects					
Dependent Variable: GPA					
Source	Sum of Squares	df	Mean Square	F	Sig.
Corrected Model	32.948	2	16.474	8.726	.000

Statistically significant (in green)

Bonferroni Multiple Comparisons				
(I) Hybrid, Online and Lecture	(J) Hybrid, Online and Lecture	Mean Difference (I-J)	Std. Error	Sig.
Online Courses	Hybrid Courses	.50 [*]	.122	.000
	Lecture Courses	.14	.084	.272
Hybrid Courses	Online Courses	-.50 [*]	.122	.000
	Lecture Courses	-.36 [*]	.101	.001
Lecture Courses	Online Courses	-.14	.084	.272
	Hybrid Courses	.36 [*]	.101	.001

*** Statistically significant (in green)**

Statistical Methodology

Example II: Accounting 101 Course Success Rate Comparison

Chi-Square Tests			
	Value	df	Asymp. Sig. (2-sided)
Pearson Chi-Square	25.502 ^a	2	.000
Likelihood Ratio	25.481	2	.000
N of Valid Cases	2792		
Statistically significant (in green)			

Course Success Rate * Delivery Mode Crosstabulation					
		Hybrid, Online and Lecture			Total
		Online Courses	Hybrid Courses	Lecture Courses	
Successful Course Grade	Count	242 _a	136 _a	1106 _b	1484
	% within Hybrid, Online and Lecture	45.2%	46.9%	56.2%	53.2%
Each subscript letter denotes a subset of Hybrid, Online, and Lecture categories whose column proportions do not differ significantly from each other at the .05 level.					
Note: Bonferroni test indicates significant statistical difference for Lecture Courses (56.2%) compared to Online Courses (45.2%) and Hybrid Courses (46.9%).					

Example III: Accounting 101 Course Completion Rate Comparison

Chi-Square Tests			
	Value	df	Asymp. Sig. (2-sided)
Pearson Chi-Square	58.318 ^a	2	.000
Likelihood Ratio	55.256	2	.000
N of Valid Cases	2794		
Statistically significant (in green)			

Course Completion Rate * Delivery Mode Crosstabulation					
		Delivery Mode			Total
		Online Courses	Hybrid Courses	Lecture Courses	
Course Completion Rate	Count	327 _a	209 _b	1522 _b	2058
	% within Delivery Mode	61.0%	72.1%	77.3%	73.7%
Each subscript letter denotes a subset of Delivery Mode categories whose column proportions do not differ significantly from each other at the .05 level.					
Note: Bonferroni test indicates significant statistical difference for Lecture Courses (77.3%) and Hybrid Courses (72.1%) compared to Online Courses (61.0%).					

**Institution-level Online, Hybrid, and Lecture Course
Comparisons:
Fall 2010-Spring 2014**

Institution-level Online, Hybrid, and Lecture Course Comparisons

Grade Point Average (GPA) Tables and Chart

Tests of Between-Subjects Effects, Fall 2010 - Spring 2014					
Dependent Variable: GPA					
Source	Type III Sum of Squares	df	Mean Square	F	Sig.
Corrected Model	865.541 ^a	2	432.771	237.617	.000
Intercept	725198.664	1	725198.664	398177.095	.000
Delivery Mode	865.541	2	432.771	237.617	.000
Error	734325.009	403188	1.821		
Total	3460431.000	403191			
Corrected Total	735190.550	403190			

a. R Squared = .001 (Adjusted R Squared = .001). Green shading indicates statistical significance. Statistically significant (in green)

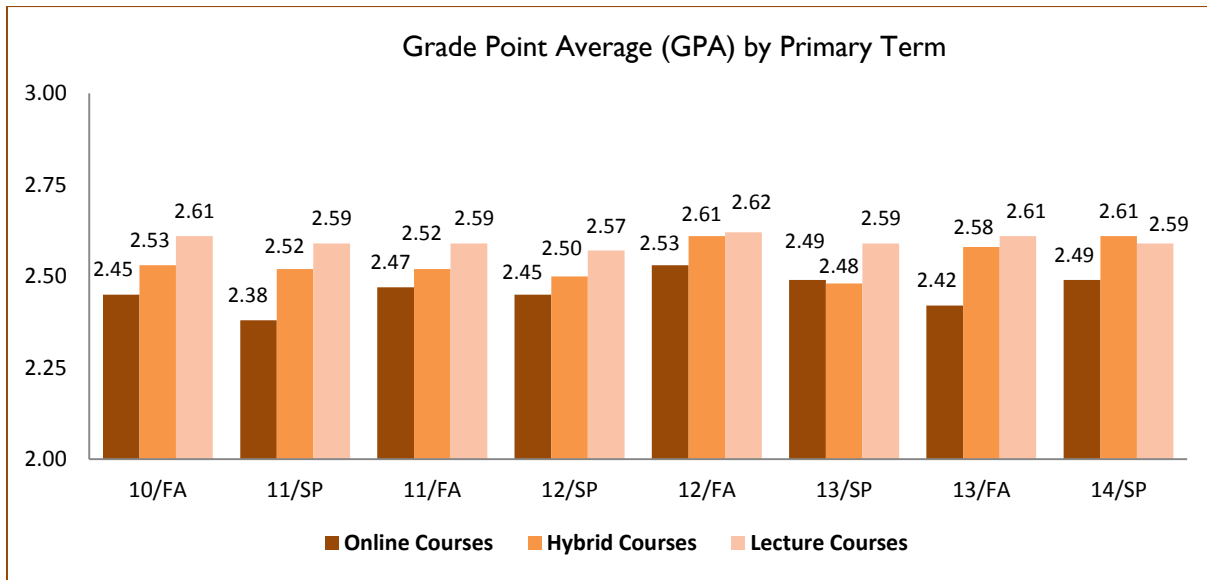
Descriptive Statistics, Fall 2010 - Spring 2014			
Dependent Variable: GPA			
Delivery Mode	Mean	Std. Deviation	N
Online Course	2.48	1.464	47992
Hybrid Course	2.56	1.438	17516
Lecture Course	2.62	1.328	337683
Total	2.60	1.350	403191

Multiple Comparisons, Fall 2010 - Spring 2014						
Dependent Variable: GPA						
Bonferroni						
(I) Delivery Mode	(J) Delivery Mode	Mean Difference (I-J)	Std. Error	Sig. ^b	95% Confidence Interval	
					Lower Bound	Upper Bound
Online Course	Hybrid Course	-.084*	.012	.000	-.113	-.084*
	Lecture Course	-.141*	.007	.000	-.157	-.141*
Hybrid Course	Online Course	.084*	.012	.000	.056	.084*
	Lecture Course	-.057*	.010	.000	-.082	-.057*
Lecture Course	Online Course	.141*	.007	.000	.126	.141*
	Hybrid Course	.057*	.010	.000	.032	.057*

* The mean difference is significant at the .05 level.

b. Adjustment for multiple comparisons: Bonferroni
Statistically significant (in green)

Institution-level Online, Hybrid, and Lecture Course Comparisons



Grade Point Average (GPA) and Counts by Primary Term

<u>Term</u>	<u>Delivery Mode</u>						<u>Overall</u>	
	<u>Online Courses</u>		<u>Hybrid Courses</u>		<u>Lecture Courses</u>		<u>GPA</u>	<u>Total</u>
	<u>GPA</u>	<u>Total</u>	<u>GPA</u>	<u>Total</u>	<u>GPA</u>	<u>Total</u>		
Fall 2010	2.45	4599	2.53	1152	2.61	41214	2.59	46965
Spring 2011	2.38	5744	2.52	1272	2.59	39098	2.56	46114
Fall 2011	2.47	5201	2.52	2299	2.59	40703	2.57	48203
Spring 2012	2.45	6093	2.50	2458	2.57	39427	2.55	47978
Fall 2012	2.53	5413	2.61	2393	2.62	40892	2.61	48698
Spring 2013	2.49	5027	2.48	2295	2.59	36740	2.57	44062
Fall 2013	2.42	6068	2.58	2470	2.61	39889	2.58	48427
Spring 2014	2.49	5978	2.61	2614	2.59	37831	2.58	46423

Institution-level Online, Hybrid, and Lecture Course Comparisons

Course Success Rate Tables and Chart

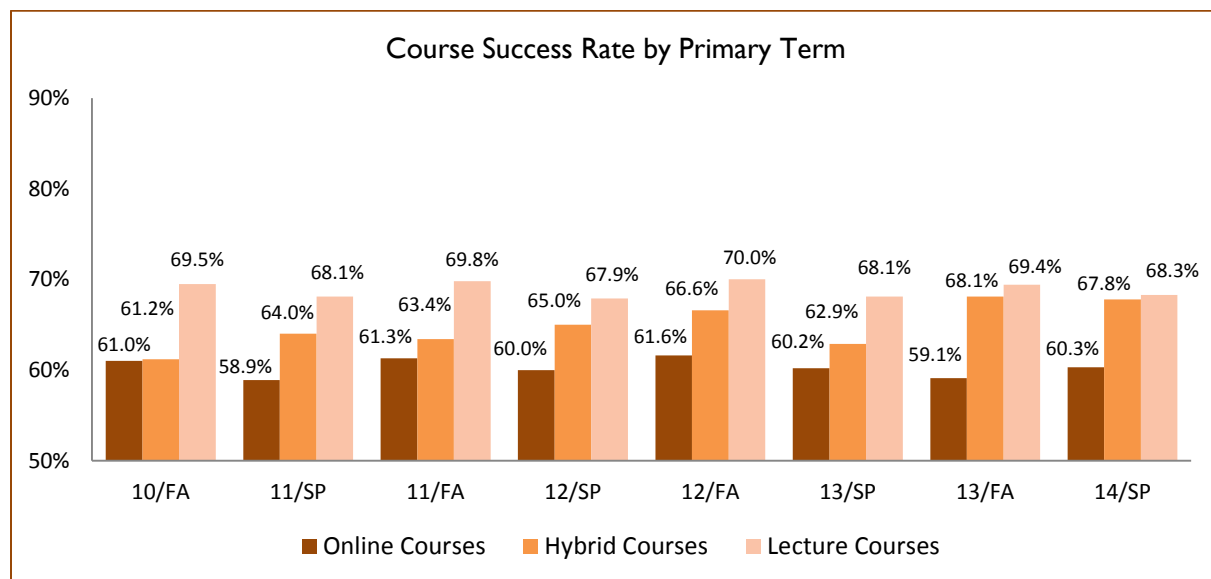
Chi-Square Tests			
	Value	df	Asymp. Sig. (2-sided)
Pearson Chi-Square	2019.647 ^a	2	.000
Likelihood Ratio	1960.299	2	.000
N of Valid Cases	493662		

a. 0 cells (.0%) have expected count less than 5. The minimum expected count is 6710.85.
Statistically significant (in green)

Fall 2010 - Spring 2014 * Delivery Mode Crosstabulation						
Course Success Rate						
		Delivery Mode*				
		Online Course	Hybrid Course	Lecture Course	Total	
Overall Course	Successful	Count	36207 _a	13861 _b	287008 _c	337076
Success Rate	Grade	% within Delivery Mode	60.6%	65.5%	69.5%	68.3%
Fall 2010 -	Unsuccessful	Count	23574 _a	7296 _b	125716 _c	156586
Spring 2014	Grade	% within Delivery Mode	39.4%	34.5%	30.5%	31.7%
Total		Count	59781	21157	412724	493662
		% within Delivery Mode	100.0%	100.0%	100.0%	100.0%

Each subscript letter denotes a subset of Delivery Mode categories whose column proportions do not differ significantly from each other at the .05 level.

* Adjustment for multiple comparisons: Bonferroni
Statistically significant (in green)



Institution-level Online, Hybrid, and Lecture Course Comparisons

Course Success Rate and Counts by Primary Term								
<u>Term</u>	<u>Delivery Mode</u>						<u>Overall</u>	
	<u>Online Courses</u>		<u>Hybrid Courses</u>		<u>Lecture Courses</u>			
	<u>Course Success Rate</u>	<u>Total</u>	<u>Course Success Rate</u>	<u>Total</u>	<u>Course Success Rate</u>	<u>Total</u>	<u>Course Success Rate</u>	<u>Total</u>
Fall 2010	61.0%	5637	61.2%	1453	69.5%	50019	68.4%	57109
Spring 2011	58.9%	7016	64.0%	1604	68.1%	48426	66.9%	57046
Fall 2011	61.3%	6411	63.4%	2768	69.8%	49730	68.5%	58909
Spring 2012	60.0%	7603	65.0%	3051	67.9%	48835	66.7%	59489
Fall 2012	61.6%	6703	66.6%	2976	70.0%	49817	68.9%	59496
Spring 2013	60.2%	6370	62.9%	2789	68.1%	45352	66.9%	54511
Fall 2013	59.1%	7658	68.1%	2866	69.4%	48302	68.0%	58826
Spring 2014	60.3%	7486	67.8%	3014	68.3%	46250	67.2%	56750

Institution-level Online, Hybrid, and Lecture Course Comparisons

Course Completion Rate Tables and Chart

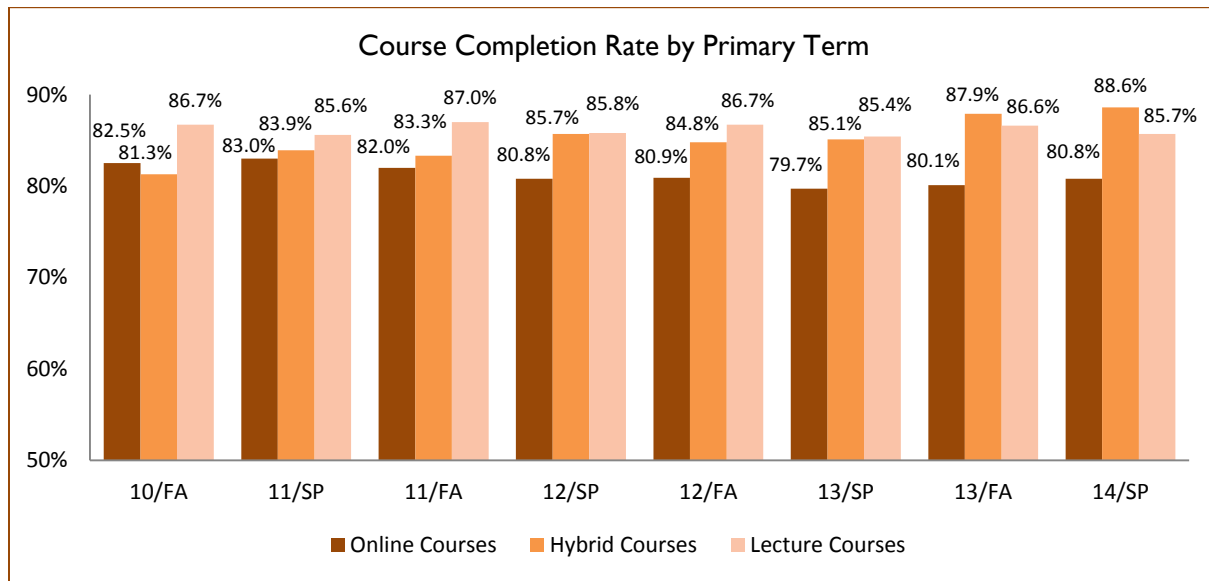
Chi-Square Tests			
	Value	df	Asymp. Sig. (2-sided)
Pearson Chi-Square	1233.797 ^a	2	.000
Likelihood Ratio	1151.965	2	.000
N of Valid Cases	494775		

a. 0 cells (.0%) have expected count less than 5. The minimum expected count is 3033.49.
Statistically significant (in green)

Fall 2010 - Spring 2014 * Delivery Mode Crosstabulation						
Course Completion Rate						
			Delivery Mode*			
			Online Course	Hybrid Course	Lecture Course	Total
Overall Course	Course	Count	48524 _a	18179 _b	357425 _c	424128
Completion Rate	Completed	% within Delivery Mode	81.0%	85.6%	86.4%	85.7%
Fall 2010 - Spring 2014	Course Not Completed	Count	11356 _a	3066 _b	56225 _c	70647
	Completed	% within Delivery Mode	19.0%	14.4%	13.6%	14.3%
Total		Count	59880	21245	413650	494775
		% within Delivery Mode	100.0%	10.00%	100.0%	100.0%

Each subscript letter denotes a subset of Delivery Mode categories whose column proportions do not differ significantly from each other at the .05 level.

*Adjustment for multiple comparisons: Bonferroni
Statistically significant (in green).



Institution-level Online, Hybrid, and Lecture Course Comparisons

Course Completion Rate and Counts by Primary Term								
<u>Term</u>	<u>Delivery Mode</u>						<u>Overall</u>	
	<u>Online Courses</u>		<u>Hybrid Courses</u>		<u>Lecture Courses</u>			
	<u>Course Completion Rate</u>	<u>Total</u>	<u>Course Completion Rate</u>	<u>Total</u>	<u>Course Completion Rate</u>	<u>Total</u>	<u>Course Completion Rate</u>	<u>Total</u>
Fall 2010	82.5%	5652	81.3%	1457	86.7%	50156	86.2%	57265
Spring 2011	83.0%	7026	83.9%	1611	85.6%	48558	85.2%	57195
Fall 2011	82.0%	6417	83.3%	2785	87.0%	49888	86.3%	59090
Spring 2012	80.8%	7609	85.7%	3057	85.8%	48952	85.2%	59618
Fall 2012	80.9%	6717	84.8%	2981	86.7%	49899	86.0%	59597
Spring 2013	79.7%	6385	85.1%	2798	85.4%	45418	84.7%	54601
Fall 2013	80.1%	7681	87.9%	2878	86.6%	48431	85.8%	58990
Spring 2014	80.8%	7491	88.6%	3014	85.7%	46316	85.2%	56821

Select Online, Hybrid, and Lecture Course Comparisons

Accounting: 101

Administration of Justice: 111, 151

Anthropology: 101

Art: 104

Business: 120, 123, 140

Child Development: 170, 170L, 284

Computer Information Systems: 101

Computer Literacy: 120

Economics: 101, 102

English: 71, 114, 115, 116

Geography: 100

Health 204

History: 100

MEDOP 230

Philosophy: 101

Political Science: 101, 102

Psychology: 101

Psychology/Sociology: 270

Reading: 158

Sociology: 101

Select Online, Hybrid, and Lecture Course Comparisons

Accounting 101 GPA					
Descriptives				Test	
GPA	Std. Deviation	n	F	Sig.	
Online Courses	2.42	1.463	326	8.726	.000
Hybrid Courses	1.92	1.432	209	Conclusion Statistically significant (in green)	
Lecture Courses	2.28	1.346	1521		
Total	2.27	1.379	2056		
N valid cases: 2794					
Bonferroni Multiple Comparison					
(I) Hybrid, Online and Lecture	(J) Hybrid, Online and Lecture	Mean Difference (I-J)	Std. Error	Sig.	Conclusion
Online Courses	Lecture Courses	.14	.084	.272	Statistically significant (in green)
Hybrid Courses	Online Courses	-.50	.122	.000	
Lecture Courses	Hybrid Courses	.36	.101	.001	
Accounting 101 Course Success Rate					
Pearson Chi-Square			χ^2	df	Sig.
			25.502	2	.000
Bonferroni Multiple Comparisons	Online Courses	Hybrid Courses	Lecture Courses	Total	Conclusion
	242 _a	136 _a	1106 _b	1484	Statistically significant (in green)
	45.2%	46.9%	56.2%	53.2%	
Each subscript letter denotes a subset of Delivery Mode categories whose column proportions do not differ significantly from each other at the .05 level.					
Accounting 101 Course Completion Rate					
Pearson Chi-Square			χ^2	df	Sig.
			58.318	2	.000
Bonferroni Multiple Comparisons	Online Courses	Hybrid Courses	Lecture Courses	Total	Conclusion
	327 _a	209 _b	1522 _b	2058	Statistically significant (in green)
	61.0%	72.1%	77.3%	73.7%	
Each subscript letter denotes a subset of Delivery Mode categories whose column proportions do not differ significantly from each other at the .05 level.					

Select Online, Hybrid and Lecture Course Comparisons

Administration of Justice 111 GPA					
<i>Descriptives</i>				<i>Test</i>	
GPA		Std. Deviation	n	F	Sig.
Online Courses	2.11	1.536	503	32.090	.000
Hybrid Courses	1.90	1.358	760	Conclusion Statistically significant (in green)	
Lecture Courses	2.36	1.355	1938		
Total	2.21	1.399	3201		
N valid cases: 3570					
Bonferroni Multiple Comparison					
(I) Hybrid, Online and Lecture	(J) Hybrid, Online and Lecture	Mean Difference (I-J)	Std. Error	Sig.	Conclusion
Online Courses	Lecture Courses	-.25	.069	.001	Statistically significant (in green)
Hybrid Courses	Online Courses	-.21	.080	.022	
Lecture Courses	Hybrid Courses	.46	.059	.000	
Administration of Justice 111 Course Success Rate					
Pearson Chi-Square			χ^2	df	Sig.
			80.714	2	.000
Bonferroni Multiple Comparisons	Online Courses	Hybrid Courses	Lecture Courses	Total	Conclusion
	330 _a	481 _a	1446 _b	2257	Statistically significant (in green)
	57.3%	53.7%	69.7%	63.6%	
Each subscript letter denotes a subset of Delivery Mode categories whose column proportions do not differ significantly from each other at the .05 level.					
Administration of Justice 111 Course Completion Rate					
Pearson Chi-Square			χ^2	df	Sig.
			60.133	2	.000
Bonferroni Multiple Comparisons	Online Courses	Hybrid Courses	Lecture Courses	Total	Conclusion
	503 _a	762 _a	1960 _b	3225	Statistically significant (in green)
	87.3%	84.9%	93.5%	90.4%	
Each subscript letter denotes a subset of Delivery Mode categories whose column proportions do not differ significantly from each other at the .05 level.					

Select Online, Hybrid and Lecture Course Comparisons

Administration of Justice 151 GPA					
Descriptives				Test	
GPA		Std. Deviation	n	F	Sig.
Online Courses	2.05	1.338	542	3.669	.026
Hybrid Courses	2.10	1.429	325	Conclusion Statistically significant (in green)	
Lecture Courses	1.81	1.501	283		
Total	2.01	1.409	1150		
N valid cases: 1321					
Bonferroni Multiple Comparison					
(I) Hybrid, Online and Lecture	(J) Hybrid, Online and Lecture	Mean Difference (I-J)	Std. Error	Sig.	Conclusion
Online Courses	Lecture Courses	.19	.136	.339	No statistically significant post-hoc result
Hybrid Courses	Online Courses	.07	.137	.855	
Lecture Courses	Hybrid Courses	-.26	.152	.191	
Administration of Justice 151 Course Success Rate					
Pearson Chi-Square			χ^2	df	Sig.
			3.054	2	.217
Bonferroni Multiple Comparisons	Online Courses	Hybrid Courses	Lecture Courses	Total	Conclusion
	368 _a	214 _a	164 _a	746	Not statistically significant
	57.1%	59.1%	52.6%	56.6%	
Each subscript letter denotes a subset of Delivery Mode categories whose column proportions do not differ significantly from each other at the .05 level.					
Administration of Justice 151 Course Completion Rate					
Pearson Chi-Square			χ^2	df	Sig.
			11.372	2	.003
Bonferroni Multiple Comparisons	Online Courses	Hybrid Courses	Lecture Courses	Total	Conclusion
	543 _a	326 _b	283 _b	1152	Statistically significant (in green)
	84.1%	89.8%	90.7%	87.2%	
Each subscript letter denotes a subset of Delivery Mode categories whose column proportions do not differ significantly from each other at the .05 level.					

Select Online, Hybrid and Lecture Course Comparisons

Anthropology 101 GPA					
Descriptives				Test	
GPA		Std. Deviation	n	F	Sig.
Online Courses	1.76	1.226	370	2.349	.096
Hybrid Courses	1.58	1.377	162	Conclusion Not statistically significant	
Lecture Courses	1.80	1.247	1955		
Total	1.78	1.253	2487		
N valid cases: 3089					
Bonferroni Multiple Comparison					
(I) Hybrid, Online and Lecture	(J) Hybrid, Online and Lecture	Mean Difference (I-J)	Std. Error	Sig.	Conclusion
Online Courses	Lecture Courses	-.04	.071	1.000	Not statistically significant
Hybrid Courses	Online Courses	-.18	.118	.353	
Lecture Courses	Hybrid Courses	.22	.102	.095	
Anthropology 101 Course Success Rate					
Pearson Chi-Square			χ^2	df	Sig.
			19.462	2	.000
Bonferroni Multiple Comparisons	Online Courses	Hybrid Courses	Lecture Courses	Total	Conclusion
	246 _a	83 _a	1238 _b	1567	Statistically significant (in green)
	43.7%	43.9%	53.0%	50.7%	
Each subscript letter denotes a subset of Delivery Mode categories whose column proportions do not differ significantly from each other at the .05 level.					
Anthropology 101 Course Completion Rate					
Pearson Chi-Square			χ^2	df	Sig.
			98.594	2	.000
Bonferroni Multiple Comparisons	Online Courses	Hybrid Courses	Lecture Courses	Total	Conclusion
	370 _a	162 _b	1959 _b	2491	Statistically significant (in green)
	65.7%	85.7%	83.8%	80.6%	
Each subscript letter denotes a subset of Delivery Mode categories whose column proportions do not differ significantly from each other at the .05 level.					

Select Online, Hybrid and Lecture Course Comparisons

Art 104 GPA					
Descriptives				Test	
GPA		Std. Deviation	n	F	Sig.
Online Courses	2.62	1.310	1064	8.774	.000
Hybrid Courses	2.47	1.500	314	Conclusion Statistically significant (in green)	
Lecture Courses	2.73	1.268	4790		
Total	2.70	1.290	6168		
N valid cases: 6900					
Bonferroni Multiple Comparison					
(I) Hybrid, Online and Lecture	(J) Hybrid, Online and Lecture	Mean Difference (I-J)	Std. Error	Sig.	Conclusion
Online Courses	Lecture Courses	-.11	.044	.028	Statistically significant (in green)
Hybrid Courses	Online Courses	-.15	.083	.198	
Lecture Courses	Hybrid Courses	.27	.075	.001	
Art 104 Course Success Rate					
Pearson Chi-Square			χ^2	df	Sig.
			57.999	2	.000
Bonferroni Multiple Comparisons	Online Courses	Hybrid Courses	Lecture Courses	Total	Conclusion
	864 _a	231 _a	4041 _b	5136	Statistically significant (in green)
	67.4%	67.3%	76.8%	74.6%	
Each subscript letter denotes a subset of Delivery Mode categories whose column proportions do not differ significantly from each other at the .05 level.					
Art 104 Course Completion Rate					
Pearson Chi-Square			χ^2	df	Sig.
			76.864	2	.000
Bonferroni Multiple Comparisons	Online Courses	Hybrid Courses	Lecture Courses	Total	Conclusion
	1065 _a	315 _b	4814 _b	6194	Statistically significant (in green)
	83.1%	91.6%	91.3%	89.8%	
Each subscript letter denotes a subset of Delivery Mode categories whose column proportions do not differ significantly from each other at the .05 level.					

Select Online, Hybrid and Lecture Course Comparisons

Business 120 GPA					
Descriptives				Test	
GPA		Std. Deviation	n	F	Sig.
Online Courses	2.10	1.469	451	7.281	.001
Hybrid Courses	2.28	1.380	325	Conclusion Statistically significant (in green)	
Lecture Courses	1.84	1.387	285		
Total	2.08	1.429	1061		
N valid cases: 1360					
Bonferroni Multiple Comparison					
(I) Hybrid, Online and Lecture	(J) Hybrid, Online and Lecture	Mean Difference (I-J)	Std. Error	Sig.	Conclusion
Online Courses	Lecture Courses	.26	.107	.046	Statistically significant (in green)
Hybrid Courses	Online Courses	.18	.103	.260	
Lecture Courses	Hybrid Courses	-.44	.115	.000	
Business 120 Course Success Rate					
Pearson Chi-Square			χ^2	df	Sig.
			3.694	2	.158
Bonferroni Multiple Comparisons	Online Courses	Hybrid Courses	Lecture Courses	Total	Conclusion
	302 _a	239 _a	169 _a	710	Not statistically significant
	54.5%	53.3%	48.1%	52.5%	
Each subscript letter denotes a subset of Delivery Mode categories whose column proportions do not differ significantly from each other at the .05 level.					
Business 120 Course Completion Rate					
Pearson Chi-Square			χ^2	df	Sig.
			8.779	2	.012
Bonferroni Multiple Comparisons	Online Courses	Hybrid Courses	Lecture Courses	Total	Conclusion
	450 _{a, b}	339 _b	297 _a	1086	Statistically significant (in green)
	81.2%	75.5%	83.4%	79.9%	
Each subscript letter denotes a subset of Delivery Mode categories whose column proportions do not differ significantly from each other at the .05 level.					

Select Online, Hybrid and Lecture Course Comparisons

Business 123 GPA					
Descriptives				Test	
GPA		Std. Deviation	n	F	Sig.
Online Courses	2.40	1.481	247	1.290	.276
Hybrid Courses	2.10	1.501	39	Conclusion Not statistically significant	
Lecture Courses	2.20	1.311	127		
Total	2.31	1.434	413		
N valid cases: 611					
Bonferroni Multiple Comparison					
(I) Hybrid, Online and Lecture	(J) Hybrid, Online and Lecture	Mean Difference (I-J)	Std. Error	Sig.	Conclusion
Online Courses	Lecture Courses	.20	.156	.605	Not statistically significant
Hybrid Courses	Online Courses	-.30	.247	.665	
Lecture Courses	Hybrid Courses	.10	.262	1.000	
Business 123 Course Success Rate					
Pearson Chi-Square			χ^2	df	Sig.
			3.123	2	.210
Bonferroni Multiple Comparisons	Online Courses	Hybrid Courses	Lecture Courses	Total	Conclusion
	186 _a	25 _a	93 _a	304	Not statistically significant
	48.6%	43.1%	55.0%	49.8%	
Each subscript letter denotes a subset of Delivery Mode categories whose column proportions do not differ significantly from each other at the .05 level.					
Business 123 Course Completion Rate					
Pearson Chi-Square			χ^2	df	Sig.
			6.097	2	.047
Bonferroni Multiple Comparisons	Online Courses	Hybrid Courses	Lecture Courses	Total	Conclusion
	247 _a	39 _{a, b}	127 _b	413	Statistically significant (in green)
	64.5%	67.2%	75.1%	67.7%	
Each subscript letter denotes a subset of Delivery Mode categories whose column proportions do not differ significantly from each other at the .05 level.					

Select Online, Hybrid and Lecture Course Comparisons

Business 140 GPA					
Descriptives				Test	
GPA		Std. Deviation	n	F	Sig.
Online Courses	2.48	1.419	777	7.743	.000
Hybrid Courses	2.37	1.338	100	Conclusion Statistically significant (in green)	
Lecture Courses	2.69	1.243	1120		
Total	2.59	1.323	1997		
N valid cases: 2263					
Bonferroni Multiple Comparison					
(I) Hybrid, Online and Lecture	(J) Hybrid, Online and Lecture	Mean Difference (I-J)	Std. Error	Sig.	Conclusion
Online Courses	Lecture Courses	-.22	.062	.001	Statistically significant (in green)
Hybrid Courses	Online Courses	-.11	.140	1.000	
Lecture Courses	Hybrid Courses	.32	.138	.056	
Business 140 Course Success Rate					
Pearson Chi-Square			χ^2	df	Sig.
			20.139	2	.000
Bonferroni Multiple Comparisons	Online Courses	Hybrid Courses	Lecture Courses	Total	Conclusion
	602 _a	79 _a	946 _b	1627	Statistically significant (in green)
	68.0%	63.2%	75.7%	72.0%	
Each subscript letter denotes a subset of Delivery Mode categories whose column proportions do not differ significantly from each other at the .05 level.					
Business 140 Course Completion Rate					
Pearson Chi-Square			χ^2	df	Sig.
			10.783	2	.005
Bonferroni Multiple Comparisons	Online Courses	Hybrid Courses	Lecture Courses	Total	Conclusion
	776 _{a, b}	100 _b	1122 _a	1998	Statistically significant (in green)
	87.7%	80.0%	89.6%	88.3%	
Each subscript letter denotes a subset of Delivery Mode categories whose column proportions do not differ significantly from each other at the .05 level.					

Select Online, Hybrid and Lecture Course Comparisons

Child Development 170 GPA					
Descriptives				Test	
GPA		Std. Deviation	n	F	Sig.
Online Courses	2.48	1.456	778	25.750	.000
Hybrid Courses	2.64	1.497	2111	Conclusion Statistically significant (in green)	
Lecture Courses	2.93	1.395	1208		
Total	2.70	1.468	4097		
N valid cases: 4642					
Bonferroni Multiple Comparison					
(I) Hybrid, Online and Lecture	(J) Hybrid, Online and Lecture	Mean Difference (I-J)	Std. Error	Sig.	Conclusion
Online Courses	Lecture Courses	-.45	.067	.000	Statistically significant (in green)
Hybrid Courses	Online Courses	.16	.061	.031	
Lecture Courses	Hybrid Courses	.29	.053	.000	
Child Development 170 Course Success Rate					
Pearson Chi-Square			χ^2	df	Sig.
			43.138	2	.000
Bonferroni Multiple Comparisons	Online Courses	Hybrid Courses	Lecture Courses	Total	Conclusion
	594 _a	1624 _a	1004 _b	3222	Statistically significant (in green)
	64.6%	67.8%	76.4%	69.6%	
Each subscript letter denotes a subset of Delivery Mode categories whose column proportions do not differ significantly from each other at the .05 level.					
Child Development 170 Course Completion Rate					
Pearson Chi-Square			χ^2	df	Sig.
			27.407	2	.000
Bonferroni Multiple Comparisons	Online Courses	Hybrid Courses	Lecture Courses	Total	Conclusion
	796 _a	2119 _a	1218 _b	4133	Statistically significant (in green)
	86.1%	88.2%	92.6%	89.0%	
Each subscript letter denotes a subset of Delivery Mode categories whose column proportions do not differ significantly from each other at the .05 level.					

Select Online, Hybrid and Lecture Course Comparisons

Child Development 170L GPA					
Descriptives				Test	
GPA		Std. Deviation	n	F	Sig.
Online Courses	2.55	1.716	136	6.039	.002
Hybrid Courses	2.55	1.601	933	Conclusion Statistically significant (in green)	
Lecture Courses	3.01	1.374	161		
Total	2.61	1.593	1230		
N valid cases: 1513					
Bonferroni Multiple Comparison					
(I) Hybrid, Online and Lecture	(J) Hybrid, Online and Lecture	Mean Difference (I-J)	Std. Error	Sig.	Conclusion
Online Courses	Lecture Courses	-.46	.185	.038	Statistically significant (in green)
Hybrid Courses	Online Courses	-.01	.146	1.000	
Lecture Courses	Hybrid Courses	.47	.135	.002	
Child Development 170L Course Success Rate					
Pearson Chi-Square			χ^2	df	Sig.
			5.463	2	.065
Bonferroni Multiple Comparisons	Online Courses	Hybrid Courses	Lecture Courses	Total	Conclusion
	95 _a	682 _a	135 _a	912	Not statistically significant
	53.7%	60.9%	65.2%	60.7%	
Each subscript letter denotes a subset of Delivery Mode categories whose column proportions do not differ significantly from each other at the .05 level.					
Child Development 170L Course Completion Rate					
Pearson Chi-Square			χ^2	df	Sig.
			7.937	2	.019
Bonferroni Multiple Comparisons	Online Courses	Hybrid Courses	Lecture Courses	Total	Conclusion
	136 _a	945 _a	161 _a	1242	Post-hoc result not statistically sig.
	76.8%	83.7%	77.8%	82.1%	
Each subscript letter denotes a subset of Delivery Mode categories whose column proportions do not differ significantly from each other at the .05 level.					

Select Online, Hybrid and Lecture Course Comparisons

Child Development 284 GPA					
Descriptives				Test	
GPA		Std. Deviation	n	F	Sig.
Online Courses	3.12	1.462	179	1.637	.195
Hybrid Courses	3.05	1.227	406	Conclusion Not statistically significant	
Lecture Courses	3.23	1.179	263		
Total	3.12	1.267	848		
N valid cases: 973					
Bonferroni Multiple Comparison					
(I) Hybrid, Online and Lecture	(J) Hybrid, Online and Lecture	Mean Difference (I-J)	Std. Error	Sig.	Conclusion
Online Courses	Lecture Courses	-.11	.123	1.000	Not statistically significant
Hybrid Courses	Online Courses	-.07	.114	1.000	
Lecture Courses	Hybrid Courses	.18	.100	.212	
Child Development 284 Course Success Rate					
Pearson Chi-Square			χ^2	df	Sig.
			42.762	2	.000
Bonferroni Multiple Comparisons	Online Courses	Hybrid Courses	Lecture Courses	Total	Conclusion
	150 _a	358 _b	238 _b	746	Statistically significant (in green)
	61.7%	80.1%	84.4%	76.7%	
Each subscript letter denotes a subset of Delivery Mode categories whose column proportions do not differ significantly from each other at the .05 level.					
Child Development 284 Course Completion Rate					
Pearson Chi-Square			χ^2	df	Sig.
			54.762	2	.000
Bonferroni Multiple Comparisons	Online Courses	Hybrid Courses	Lecture Courses	Total	Conclusion
	179 _a	406 _b	264 _b	849	Statistically significant (in green)
	73.7%	90.8%	93.3%	87.3%	
Each subscript letter denotes a subset of Delivery Mode categories whose column proportions do not differ significantly from each other at the .05 level.					

Select Online, Hybrid and Lecture Course Comparisons

Computer Information Systems 101 GPA					
Descriptives				Test	
GPA		Std. Deviation	n	F	Sig.
Online Courses	3.01	1.429	1721	45.498	.000
Hybrid Courses	2.65	1.374	106	Conclusion Statistically significant (in green)	
Lecture Courses	2.58	1.252	1809		
Total	2.79	1.359	3636		
N valid cases: 4218					
Bonferroni Multiple Comparison					
(I) Hybrid, Online and Lecture	(J) Hybrid, Online and Lecture	Mean Difference (I-J)	Std. Error	Sig.	Conclusion
Online Courses	Lecture Courses	.43	.045	.000	Statistically significant (in green)
Hybrid Courses	Online Courses	-.36	.134	.022	
Lecture Courses	Hybrid Courses	-.07	.134	1.000	
Computer Information Systems 101 Course Success Rate					
Pearson Chi-Square			χ^2	df	Sig.
			5.701	2	.058
Bonferroni Multiple Comparisons	Online Courses	Hybrid Courses	Lecture Courses	Total	Conclusion
	1438 _a	83 _a	1523 _a	3044	Not statistically significant
	70.6%	72.2%	74.0%	72.3%	
Each subscript letter denotes a subset of Delivery Mode categories whose column proportions do not differ significantly from each other at the .05 level.					
Computer Information Systems 101 Course Completion Rate					
Pearson Chi-Square			χ^2	df	Sig.
			15.159	2	.001
Bonferroni Multiple Comparisons	Online Courses	Hybrid Courses	Lecture Courses	Total	Conclusion
	1728 _a	108 _b	1814 _b	3650	Statistically significant (in green)
	84.7%	93.9%	88.0%	86.5%	
Each subscript letter denotes a subset of Delivery Mode categories whose column proportions do not differ significantly from each other at the .05 level.					

Select Online, Hybrid and Lecture Course Comparisons

Computer Literacy 120 GPA					
Descriptives				Test	
GPA		Std. Deviation	n	F	Sig.
Online Courses	2.92	1.442	1243	2.603	.074
Hybrid Courses	3.14	1.278	136	Conclusion Not statistically significant	
Lecture Courses	3.02	1.346	1794		
Total	2.99	1.382	3173		
N valid cases: 3709					
Bonferroni Multiple Comparison					
(I) Hybrid, Online and Lecture	(J) Hybrid, Online and Lecture	Mean Difference (I-J)	Std. Error	Sig.	Conclusion
Online Courses	Lecture Courses	-.09	.051	.192	Not statistically significant
Hybrid Courses	Online Courses	.22	.125	.247	
Lecture Courses	Hybrid Courses	-.12	.123	.958	
Computer Literacy 120 Course Success Rate					
Pearson Chi-Square			χ^2	df	Sig.
			16.046	2	.000
Bonferroni Multiple Comparisons	Online Courses	Hybrid Courses	Lecture Courses	Total	Conclusion
	1016 _a	119 _{a, b}	1525 _b	2660	Statistically significant (in green)
	68.2%	75.3%	74.2%	71.8%	
Each subscript letter denotes a subset of Delivery Mode categories whose column proportions do not differ significantly from each other at the .05 level.					
Computer Literacy 120 Course Completion Rate					
Pearson Chi-Square			χ^2	df	Sig.
			10.850	2	.004
Bonferroni Multiple Comparisons	Online Courses	Hybrid Courses	Lecture Courses	Total	Conclusion
	1244 _a	137 _{a, b}	1802 _b	3183	Statistically significant (in green)
	83.5%	86.7%	87.4%	85.8%	
Each subscript letter denotes a subset of Delivery Mode categories whose column proportions do not differ significantly from each other at the .05 level.					

Select Online, Hybrid and Lecture Course Comparisons

Economics 101 GPA					
Descriptives				Test	
GPA		Std. Deviation	n	F	Sig.
Online Courses	2.46	1.188	712	3.868	.021
Hybrid Courses	2.23	1.268	57	Conclusion Statistically significant (in green)	
Lecture Courses	2.57	1.259	1821		
Total	2.53	1.241	2590		
N valid cases: 3029					
Bonferroni Multiple Comparison					
(I) Hybrid, Online and Lecture	(J) Hybrid, Online and Lecture	Mean Difference (I-J)	Std. Error	Sig.	Conclusion
Online Courses	Lecture Courses	-.11	.055	.121	No statistically significant post-hoc result
Hybrid Courses	Online Courses	-.23	.171	.527	
Lecture Courses	Hybrid Courses	.34	.167	.118	
Economics 101 Course Success Rate					
Pearson Chi-Square			χ^2	df	Sig.
			43.201	2	.000
Bonferroni Multiple Comparisons	Online Courses	Hybrid Courses	Lecture Courses	Total	Conclusion
	582 _a	42 _{a, b}	1470 _b	2094	Statistically significant (in green)
	61.5%	60.9%	73.1%	69.2%	
Each subscript letter denotes a subset of Delivery Mode categories whose column proportions do not differ significantly from each other at the .05 level.					
Economics 101 Course Completion Rate					
Pearson Chi-Square			χ^2	df	Sig.
			125.161 ^a	2	.000
Bonferroni Multiple Comparisons	Online Courses	Hybrid Courses	Lecture Courses	Total	Conclusion
	711 _a	57 _{a, b}	1822 _b	2590	Statistically significant (in green)
	75.1%	82.6%	90.6%	85.5%	
Each subscript letter denotes a subset of Delivery Mode categories whose column proportions do not differ significantly from each other at the .05 level.					

Select Online, Hybrid and Lecture Course Comparisons

Economics 102 GPA					
Descriptives				Test	
GPA		Std. Deviation	n	F	Sig.
Online Courses	2.64	1.199	689	4.323	.013
Hybrid Courses	2.66	1.008	67	Conclusion Statistically significant (in green)	
Lecture Courses	2.83	1.256	693		
Total	2.73	1.221	1449		
N valid cases: 1635					
Bonferroni Multiple Comparison					
(I) Hybrid, Online and Lecture	(J) Hybrid, Online and Lecture	Mean Difference (I-J)	Std. Error	Sig.	Conclusion
Online Courses	Lecture Courses	-.19	.066	.012	Statistically significant (in green)
Hybrid Courses	Online Courses	.02	.156	1.000	
Lecture Courses	Hybrid Courses	.17	.156	.790	
Economics 102 Course Success Rate					
Pearson Chi-Square			χ^2	df	Sig.
			13.112	2	.001
Bonferroni Multiple Comparisons	Online Courses	Hybrid Courses	Lecture Courses	Total	Conclusion
	581 _a	60 _{a, b}	591 _b	1232	Statistically significant (in green)
	71.6%	76.9%	79.4%	75.4%	
Each subscript letter denotes a subset of Delivery Mode categories whose column proportions do not differ significantly from each other at the .05 level.					
Economics 102 Course Completion Rate					
Pearson Chi-Square			χ^2	df	Sig.
			27.321	2	.000
Bonferroni Multiple Comparisons	Online Courses	Hybrid Courses	Lecture Courses	Total	Conclusion
	689 _a	67 _{a, b}	694 _b	1450	Statistically significant (in green)
	84.9%	85.9%	93.2%	88.7%	
Each subscript letter denotes a subset of Delivery Mode categories whose column proportions do not differ significantly from each other at the .05 level.					

Select Online, Hybrid and Lecture Course Comparisons

English 71 GPA					
Descriptives				Test	
GPA		Std. Deviation	n	F	Sig.
Online Courses	2.62	1.304	255	12.690	.000
Hybrid Courses	2.13	1.483	336	Conclusion Statistically significant (in green)	
Lecture Courses	2.21	1.290	4921		
Total	2.23	1.306	5512		
N valid cases: 6711					
Bonferroni Multiple Comparison					
(I) Hybrid, Online and Lecture	(J) Hybrid, Online and Lecture	Mean Difference (I-J)	Std. Error	Sig.	Conclusion
Online Courses	Lecture Courses	.41	.084	.000	Statistically significant (in green)
Hybrid Courses	Online Courses	-.49	.108	.000	
Lecture Courses	Hybrid Courses	.08	.073	.835	
English 71 Course Success Rate					
Pearson Chi-Square			χ^2	df	Sig.
			6.635	2	.036
Bonferroni Multiple Comparisons	Online Courses	Hybrid Courses	Lecture Courses	Total	Conclusion
	205 _a	221 _a	3581 _a	4007	Post-hoc result not statistically sig.
	62.7%	54.2%	60.0%	59.8%	
Each subscript letter denotes a subset of Delivery Mode categories whose column proportions do not differ significantly from each other at the .05 level.					
English 71 Course Completion Rate					
Pearson Chi-Square			χ^2	df	Sig.
			4.033	2	.133
Bonferroni Multiple Comparisons	Online Courses	Hybrid Courses	Lecture Courses	Total	Conclusion
	256 _a	336 _a	4938 _a	5530	Not statistically significant
	78.3%	82.4%	82.6%	82.4%	
Each subscript letter denotes a subset of Delivery Mode categories whose column proportions do not differ significantly from each other at the .05 level.					

Select Online, Hybrid and Lecture Course Comparisons

English 114 GPA					
Descriptives				Test	
GPA		Std. Deviation	n	F	Sig.
Online Courses	2.37	1.460	1024	.968	.380
Hybrid Courses	2.29	1.396	763	Conclusion Not statistically significant	
Lecture Courses	2.33	1.260	9412		
Total	2.33	1.289	11199		
N valid cases: 13391					
Bonferroni Multiple Comparison					
(I) Hybrid, Online and Lecture	(J) Hybrid, Online and Lecture	Mean Difference (I-J)	Std. Error	Sig.	Conclusion
Online Courses	Lecture Courses	.04	.042	.884	Not statistically significant
Hybrid Courses	Online Courses	-.08	.062	.514	
Lecture Courses	Hybrid Courses	.04	.049	1.000	
English 114 Course Success Rate					
Pearson Chi-Square			χ^2	df	Sig.
			28.281	2	.000
Bonferroni Multiple Comparisons	Online Courses	Hybrid Courses	Lecture Courses	Total	Conclusion
	749 _a	561 _{a, b}	7203 _b	8513	Statistically significant (in green)
	57.4%	61.7%	64.6%	63.7%	
Each subscript letter denotes a subset of Delivery Mode categories whose column proportions do not differ significantly from each other at the .05 level.					
English 114 Course Completion Rate					
Pearson Chi-Square			χ^2	df	Sig.
			25.182	2	.000
Bonferroni Multiple Comparisons	Online Courses	Hybrid Courses	Lecture Courses	Total	Conclusion
	1036 _a	764 _b	9457 _b	11257	Statistically significant (in green)
	79.3%	84.0%	84.6%	84.1%	
Each subscript letter denotes a subset of Delivery Mode categories whose column proportions do not differ significantly from each other at the .05 level.					

Select Online, Hybrid and Lecture Course Comparisons

English 115 GPA					
Descriptives				Test	
GPA		Std. Deviation	n	F	Sig.
Online Courses	2.67	1.391	1285	15.715	.000
Hybrid Courses	2.36	1.292	805	Conclusion Statistically significant (in green)	
Lecture Courses	2.49	1.254	9347		
Total	2.50	1.274	11437		
N valid cases: 13649					
Bonferroni Multiple Comparison					
(I) Hybrid, Online and Lecture	(J) Hybrid, Online and Lecture	Mean Difference (I-J)	Std. Error	Sig.	Conclusion
Online Courses	Lecture Courses	.17	.038	.000	Statistically significant (in green)
Hybrid Courses	Online Courses	-.30	.057	.000	
Lecture Courses	Hybrid Courses	.13	.047	.013	
English 115 Course Success Rate					
Pearson Chi-Square			χ^2	df	Sig.
			10.490	2	.005
Bonferroni Multiple Comparisons	Online Courses	Hybrid Courses	Lecture Courses	Total	Conclusion
	1029 _a	626 _{a, b}	7472 _b	9127	Statistically significant (in green)
	64.0%	65.2%	67.7%	67.1%	
Each subscript letter denotes a subset of Delivery Mode categories whose column proportions do not differ significantly from each other at the .05 level.					
English 115 Course Completion Rate					
Pearson Chi-Square			χ^2	df	Sig.
			24.389	2	.000
Bonferroni Multiple Comparisons	Online Courses	Hybrid Courses	Lecture Courses	Total	Conclusion
	1287 _a	812 _b	9387 _b	11486	Statistically significant (in green)
	79.9%	84.4%	84.7%	84.2%	
Each subscript letter denotes a subset of Delivery Mode categories whose column proportions do not differ significantly from each other at the .05 level.					

Select Online, Hybrid and Lecture Course Comparisons

English 116 GPA					
Descriptives				Test	
GPA		Std. Deviation	n	F	Sig.
Online Courses	2.85	1.366	1077	4.865	.008
Hybrid Courses	2.65	1.295	534	Conclusion Statistically significant (in green)	
Lecture Courses	2.78	1.149	3755		
Total	2.78	1.211	5366		
N valid cases: 6401					
Bonferroni Multiple Comparison					
(I) Hybrid, Online and Lecture	(J) Hybrid, Online and Lecture	Mean Difference (I-J)	Std. Error	Sig.	Conclusion
Online Courses	Lecture Courses	.06	.042	.394	Statistically significant (in green)
Hybrid Courses	Online Courses	-.20	.064	.005	
Lecture Courses	Hybrid Courses	.14	.056	.044	
English 116 Course Success Rate					
Pearson Chi-Square			χ^2	df	Sig.
			16.359	2	.000
Bonferroni Multiple Comparisons	Online Courses	Hybrid Courses	Lecture Courses	Total	Conclusion
	890 _a	433 _{a, b}	3280 _b	4603	Statistically significant (in green)
	68.1%	70.1%	73.6%	72.1%	
Each subscript letter denotes a subset of Delivery Mode categories whose column proportions do not differ significantly from each other at the .05 level.					
English 116 Course Completion Rate					
Pearson Chi-Square			χ^2	df	Sig.
			5.189	2	.075
Bonferroni Multiple Comparisons	Online Courses	Hybrid Courses	Lecture Courses	Total	Conclusion
	1078 _a	534 _a	3774 _a	5386	Not statistically significant
	82.5%	86.4%	84.3%	84.1%	
Each subscript letter denotes a subset of Delivery Mode categories whose column proportions do not differ significantly from each other at the .05 level.					

Select Online, Hybrid and Lecture Course Comparisons

Geography 100 GPA					
Descriptives				Test	
GPA		Std. Deviation	n	F	Sig.
Online Courses	2.48	.915	726	7.772	.000
Hybrid Courses	2.74	1.427	151	Conclusion Statistically significant (in green)	
Lecture Courses	2.36	1.320	2269		
Total	2.41	1.247	3146		
N valid cases: 3633					
Bonferroni Multiple Comparison					
(I) Hybrid, Online and Lecture	(J) Hybrid, Online and Lecture	Mean Difference (I-J)	Std. Error	Sig.	Conclusion
Online Courses	Lecture Courses	.11	.053	.093	Statistically significant (in green)
Hybrid Courses	Online Courses	.26	.111	.065	
Lecture Courses	Hybrid Courses	-.37	.105	.001	
Geography 100 Course Success Rate					
Pearson Chi-Square			χ^2	df	Sig.
			7.585	2	.023
Bonferroni Multiple Comparisons	Online Courses	Hybrid Courses	Lecture Courses	Total	Conclusion
	646 _a	120 _{a, b}	1765 _b	2531	Statistically significant (in green)
	73.1%	72.3%	68.3%	69.7%	
Each subscript letter denotes a subset of Delivery Mode categories whose column proportions do not differ significantly from each other at the .05 level.					
Geography 100 Course Completion Rate					
Pearson Chi-Square			χ^2	df	Sig.
			20.450	2	.000
Bonferroni Multiple Comparisons	Online Courses	Hybrid Courses	Lecture Courses	Total	Conclusion
	728 _a	151 _b	2271 _b	3150	Statistically significant (in green)
	82.4%	91.0%	87.9%	86.7%	
Each subscript letter denotes a subset of Delivery Mode categories whose column proportions do not differ significantly from each other at the .05 level.					

Select Online, Hybrid and Lecture Course Comparisons

Health 204 GPA					
Descriptives				Test	
GPA		Std. Deviation	n	F	Sig.
Online Courses	2.88	1.346	869	5.480	.004
Hybrid Courses	2.33	1.336	60	Conclusion Statistically significant (in green)	
Lecture Courses	2.85	1.179	1584		
Total	2.85	1.245	2513		
N valid cases: 2906					
Bonferroni Multiple Comparison					
(I) Hybrid, Online and Lecture	(J) Hybrid, Online and Lecture	Mean Difference (I-J)	Std. Error	Sig.	Conclusion
Online Courses	Lecture Courses	.04	.052	1.000	Statistically significant (in green)
Hybrid Courses	Online Courses	-.55	.166	.003	
Lecture Courses	Hybrid Courses	.51	.163	.005	
Health 204 Course Success Rate					
Pearson Chi-Square			χ^2	df	Sig.
			5.679	2	.058
Bonferroni Multiple Comparisons	Online Courses	Hybrid Courses	Lecture Courses	Total	Conclusion
	725 _a	47 _a	1403 _a	2175	Not statistically significant
	72.6%	69.1%	76.2%	74.8%	
Each subscript letter denotes a subset of Delivery Mode categories whose column proportions do not differ significantly from each other at the .05 level.					
Health 204 Course Completion Rate					
Pearson Chi-Square			χ^2	df	Sig.
			.833	2	.659
Bonferroni Multiple Comparisons	Online Courses	Hybrid Courses	Lecture Courses	Total	Conclusion
	870 _a	60 _a	1584 _a	2514	Not statistically significant
	87.2%	88.2%	86.1%	86.5%	
Each subscript letter denotes a subset of Delivery Mode categories whose column proportions do not differ significantly from each other at the .05 level.					

Select Online, Hybrid and Lecture Course Comparisons

History 100 GPA					
Descriptives				Test	
GPA		Std. Deviation	n	F	Sig.
Online Courses	1.90	1.484	958	16.970	.000
Hybrid Courses	1.88	1.473	125	Conclusion Statistically significant (in green)	
Lecture Courses	2.20	1.489	3130		
Total	2.13	1.493	4213		
N valid cases: 5579					
Bonferroni Multiple Comparison					
(I) Hybrid, Online and Lecture	(J) Hybrid, Online and Lecture	Mean Difference (I-J)	Std. Error	Sig.	Conclusion
Online Courses	Lecture Courses	-.30	.055	.000	Statistically significant (in green)
Hybrid Courses	Online Courses	-.02	.141	1.000	
Lecture Courses	Hybrid Courses	.32	.136	.051	
History 100 Course Success Rate					
Pearson Chi-Square			χ^2	df	Sig.
			14.083	2	.001
Bonferroni Multiple Comparisons	Online Courses	Hybrid Courses	Lecture Courses	Total	Conclusion
	596 _a	73 _{a, b}	2160 _b	2829	Statistically significant (in green)
	46.3%	47.7%	52.2%	50.7%	
Each subscript letter denotes a subset of Delivery Mode categories whose column proportions do not differ significantly from each other at the .05 level.					
History 100 Course Completion Rate					
Pearson Chi-Square			χ^2	df	Sig.
			3.968	2	.138
Bonferroni Multiple Comparisons	Online Courses	Hybrid Courses	Lecture Courses	Total	Conclusion
	960 _a	125 _a	3137 _a	4222	Not statistically significant
	74.5%	81.7%	75.8%	75.7%	
Each subscript letter denotes a subset of Delivery Mode categories whose column proportions do not differ significantly from each other at the .05 level.					

Select Online, Hybrid and Lecture Course Comparisons

MEDOP 230 GPA					
Descriptives				Test	
GPA		Std. Deviation	n	F	Sig.
Online Courses	3.17	1.188	528	28.314	.000
Hybrid Courses	2.64	1.387	59	Conclusion Statistically significant (in green)	
Lecture Courses	2.53	1.438	384		
Total	2.89	1.341	971		
N valid cases: 1139					
Bonferroni Multiple Comparison					
(I) Hybrid, Online and Lecture	(J) Hybrid, Online and Lecture	Mean Difference (I-J)	Std. Error	Sig.	Conclusion
Online Courses	Lecture Courses	.65	.087	.000	Statistically significant (in green)
Hybrid Courses	Online Courses	-.53	.179	.009	
Lecture Courses	Hybrid Courses	-.12	.182	1.000	
MEDOP 230 Course Success Rate					
Pearson Chi-Square			χ^2	df	Sig.
			17.928	2	.000
Bonferroni Multiple Comparisons	Online Courses	Hybrid Courses	Lecture Courses	Total	Conclusion
	480 _a	48 _{a, b}	298 _b	826	Statistically significant (in green)
	77.0%	78.7%	65.8%	72.6%	
Each subscript letter denotes a subset of Delivery Mode categories whose column proportions do not differ significantly from each other at the .05 level.					
MEDOP 230 Course Completion Rate					
Pearson Chi-Square			χ^2	df	Sig.
			6.468	2	.039
Bonferroni Multiple Comparisons	Online Courses	Hybrid Courses	Lecture Courses	Total	Conclusion
	530 _a	59 _b	386 _a	975	Statistically significant (in green)
	84.9%	96.7%	85.0%	85.6%	
Each subscript letter denotes a subset of Delivery Mode categories whose column proportions do not differ significantly from each other at the .05 level.					

Select Online, Hybrid and Lecture Course Comparisons

Political Science 101 GPA					
Descriptives				Test	
GPA		Std. Deviation	n	F	Sig.
Online Courses	1.33	1.558	305	62.404	.000
Hybrid Courses	1.79	1.719	24	Conclusion Statistically significant (in green)	
Lecture Courses	2.41	1.474	1105		
Total	2.17	1.559	1434		
N valid cases: 1833					
Bonferroni Multiple Comparison					
(I) Hybrid, Online and Lecture	(J) Hybrid, Online and Lecture	Mean Difference (I-J)	Std. Error	Sig.	Conclusion
Online Courses	Lecture Courses	-1.07	.097	.000	Statistically significant (in green)
Hybrid Courses	Online Courses	.46	.317	.449	
Lecture Courses	Hybrid Courses	.62	.309	.137	
Political Science 101 Course Success Rate					
Pearson Chi-Square			χ^2	df	Sig.
			127.609	2	.000
Bonferroni Multiple Comparisons	Online Courses	Hybrid Courses	Lecture Courses	Total	Conclusion
	127 _a	13 _a	810 _b	1484	Statistically significant (in green)
	29.1%	34.2%	59.6%	53.2%	
Each subscript letter denotes a subset of Delivery Mode categories whose column proportions do not differ significantly from each other at the .05 level.					
Political Science 101 Course Completion Rate					
Pearson Chi-Square			χ^2	df	Sig.
			29.265	2	.000
Bonferroni Multiple Comparisons	Online Courses	Hybrid Courses	Lecture Courses	Total	Conclusion
	306 _a	24 _a	1105 _b	1435	Statistically significant (in green)
	70.2%	63.2%	81.3%	78.3%	
Each subscript letter denotes a subset of Delivery Mode categories whose column proportions do not differ significantly from each other at the .05 level.					

Select Online, Hybrid and Lecture Course Comparisons

Political Science 102 GPA					
Descriptives				Test	
GPA		Std. Deviation	n	F	Sig.
Online Courses	2.14	1.268	553	47.012	.000
Hybrid Courses	2.53	1.657	62	Conclusion Statistically significant (in green)	
Lecture Courses	2.72	1.231	2031		
Total	2.60	1.271	2646		
N valid cases: 3049					
Bonferroni Multiple Comparison					
(I) Hybrid, Online and Lecture	(J) Hybrid, Online and Lecture	Mean Difference (I-J)	Std. Error	Sig.	Conclusion
Online Courses	Lecture Courses	-.58	.060	.000	Statistically significant (in green)
Hybrid Courses	Online Courses	.39	.167	.059	
Lecture Courses	Hybrid Courses	.19	.161	.719	
Political Science 102 Course Success Rate					
Pearson Chi-Square			χ^2	df	Sig.
			63.889	2	.000
Bonferroni Multiple Comparisons	Online Courses	Hybrid Courses	Lecture Courses	Total	Conclusion
	392 _a	44 _a	1695 _b	2131	Statistically significant (in green)
	60.0%	48.9%	73.6%	69.9%	
Each subscript letter denotes a subset of Delivery Mode categories whose column proportions do not differ significantly from each other at the .05 level.					
Political Science 102 Course Completion Rate					
Pearson Chi-Square			χ^2	df	Sig.
			31.188	2	.000
Bonferroni Multiple Comparisons	Online Courses	Hybrid Courses	Lecture Courses	Total	Conclusion
	555 _a	62 _b	2032 _a	2649	Statistically significant (in green)
	84.9%	68.9%	88.2%	86.9%	
Each subscript letter denotes a subset of Delivery Mode categories whose column proportions do not differ significantly from each other at the .05 level.					

Select Online, Hybrid and Lecture Course Comparisons

Psychology 101 GPA					
Descriptives				Test	
GPA		Std. Deviation	n	F	Sig.
Online Courses	2.34	1.617	1771	3.393	.034
Hybrid Courses	2.48	1.345	141	Conclusion Statistically significant (in green)	
Lecture Courses	2.43	1.353	9811		
Total	2.42	1.397	11723		
N valid cases: 13730					
Bonferroni Multiple Comparison					
(I) Hybrid, Online and Lecture	(J) Hybrid, Online and Lecture	Mean Difference (I-J)	Std. Error	Sig.	Conclusion
Online Courses	Lecture Courses	-.09	.036	.031	Statistically significant (in green)
Hybrid Courses	Online Courses	.13	.122	.823	
Lecture Courses	Hybrid Courses	-.04	.118	1.000	
Psychology 101 Course Success Rate					
Pearson Chi-Square			χ^2	df	Sig.
			113.184	2	.000
Bonferroni Multiple Comparisons	Online Courses	Hybrid Courses	Lecture Courses	Total	Conclusion
	1199 _a	110 _{a, b}	7499 _b	8808	Statistically significant (in green)
	54.4%	60.4%	66.2%	64.2%	
Each subscript letter denotes a subset of Delivery Mode categories whose column proportions do not differ significantly from each other at the .05 level.					
Psychology 101 Course Completion Rate					
Pearson Chi-Square			χ^2	df	Sig.
			67.827	2	.000
Bonferroni Multiple Comparisons	Online Courses	Hybrid Courses	Lecture Courses	Total	Conclusion
	1773 _a	141 _a	9829 _b	11743	Statistically significant (in green)
	80.4%	77.5%	86.7%	85.5%	
Each subscript letter denotes a subset of Delivery Mode categories whose column proportions do not differ significantly from each other at the .05 level.					

Select Online, Hybrid and Lecture Course Comparisons

Psychology/Sociology 270 GPA					
Descriptives				Test	
GPA		Std. Deviation	n	F	Sig.
Online Courses	2.41	1.293	819	.418	.658
Hybrid Courses	2.37	1.286	166	Conclusion Not statistically significant	
Lecture Courses	2.36	1.220	1665		
Total	2.38	1.247	2650		
N valid cases: 3211					
Bonferroni Multiple Comparison					
(I) Hybrid, Online and Lecture	(J) Hybrid, Online and Lecture	Mean Difference (I-J)	Std. Error	Sig.	Conclusion
Online Courses	Lecture Courses	.05	.053	1.000	Not statistically significant
Hybrid Courses	Online Courses	-.03	.106	1.000	
Lecture Courses	Hybrid Courses	-.01	.101	1.000	
Psychology/Sociology 270 Course Success Rate					
Pearson Chi-Square			χ^2	df	Sig.
			14.469	2	.001
Bonferroni Multiple Comparisons	Online Courses	Hybrid Courses	Lecture Courses	Total	Conclusion
	638 _a	127 _{a, b}	1312 _b	2077	Statistically significant (in green)
	61.1%	59.3%	67.3%	64.7%	
Each subscript letter denotes a subset of Delivery Mode categories whose column proportions do not differ significantly from each other at the .05 level.					
Psychology/Sociology 270 Course Completion Rate					
Pearson Chi-Square			χ^2	df	Sig.
			27.145	2	.000
Bonferroni Multiple Comparisons	Online Courses	Hybrid Courses	Lecture Courses	Total	Conclusion
	820 _a	166 _a	1665 _b	2651	Statistically significant (in green)
	78.4%	77.6%	85.4%	82.6%	
Each subscript letter denotes a subset of Delivery Mode categories whose column proportions do not differ significantly from each other at the .05 level.					

Select Online, Hybrid and Lecture Course Comparisons

Reading 158 GPA					
Descriptives				Test	
GPA		Std. Deviation	n	F	Sig.
Online Courses	2.79	1.391	418	6.749	.001
Hybrid Courses	3.03	1.287	348	Conclusion Statistically significant (in green)	
Lecture Courses	2.77	1.298	6059		
Total	2.78	1.304	6825		
N valid cases: 7944					
Bonferroni Multiple Comparison					
(I) Hybrid, Online and Lecture	(J) Hybrid, Online and Lecture	Mean Difference (I-J)	Std. Error	Sig.	Conclusion
Online Courses	Lecture Courses	.02	.066	1.000	Statistically significant (in green)
Hybrid Courses	Online Courses	.24	.095	.034	
Lecture Courses	Hybrid Courses	-.26	.072	.001	
Reading 158 Course Success Rate					
Pearson Chi-Square			χ^2	df	Sig.
			1.083	2	.582
Bonferroni Multiple Comparisons	Online Courses	Hybrid Courses	Lecture Courses	Total	Conclusion
	342 _a	304 _a	5061 _a	5707	Not statistically significant
	70.7%	73.8%	72.0%	72.0%	
Each subscript letter denotes a subset of Delivery Mode categories whose column proportions do not differ significantly from each other at the .05 level.					
Reading 158 Course Completion Rate					
Pearson Chi-Square			χ^2	df	Sig.
			.036	2	.982
Bonferroni Multiple Comparisons	Online Courses	Hybrid Courses	Lecture Courses	Total	Conclusion
	418 _a	357 _a	6084 _a	6859	Not statistically significant
	86.4%	86.7%	86.3%	86.3%	
Each subscript letter denotes a subset of Delivery Mode categories whose column proportions do not differ significantly from each other at the .05 level.					

Select Online, Hybrid and Lecture Course Comparisons

Sociology 101 GPA					
Descriptives				Test	
GPA		Std. Deviation	n	F	Sig.
Online Courses	2.33	1.385	1311	14.584	.000
Hybrid Courses	2.50	1.477	314	Conclusion Statistically significant (in green)	
Lecture Courses	2.54	1.273	4958		
Total	2.50	1.309	6583		
N valid cases: 7665					
Bonferroni Multiple Comparison					
(I) Hybrid, Online and Lecture	(J) Hybrid, Online and Lecture	Mean Difference (I-J)	Std. Error	Sig.	Conclusion
Online Courses	Lecture Courses	-.22	.041	.000	Statistically significant (in green)
Hybrid Courses	Online Courses	.17	.082	.111	
Lecture Courses	Hybrid Courses	.05	.076	1.000	
Sociology 101 Course Success Rate					
Pearson Chi-Square			χ^2	df	Sig.
			55.704	2	.000
Bonferroni Multiple Comparisons	Online Courses	Hybrid Courses	Lecture Courses	Total	Conclusion
	962 _a	236 _{a, b}	4007 _b	5205	Statistically significant (in green)
	60.8%	64.8%	70.5%	68.2%	
Each subscript letter denotes a subset of Delivery Mode categories whose column proportions do not differ significantly from each other at the .05 level.					
Sociology 101 Course Completion Rate					
Pearson Chi-Square			χ^2	df	Sig.
			19.746	2	.000
Bonferroni Multiple Comparisons	Online Courses	Hybrid Courses	Lecture Courses	Total	Conclusion
	1313 _a	314 _{a, b}	4961 _b	6588	Statistically significant (in green)
	82.9%	86.3%	87.2%	86.3%	
Each subscript letter denotes a subset of Delivery Mode categories whose column proportions do not differ significantly from each other at the .05 level.					

Select Online and Lecture Course Comparisons

Accounting 102

Business 70, 120

Health: 101, 204

History: 101

MEDOP: 230

Mexican-American Studies: 141, 142

Music: 105

Philosophy 101

Psychology: 106

Select Online and Lecture Course Comparisons

Accounting 102 GPA					
Descriptives				Test	
GPA		Std. Deviation	n	F	Sig.
Online Courses	3.01	1.134	229	4.989	.026
Hybrid Courses	n/a	n/a	n/a	Conclusion Statistically significant (in green)	
Lecture Courses	2.83	1.084	772		
Total	2.87	1.097	1001		
N valid cases: 1213					
Bonferroni Multiple Comparison					
(I) Hybrid, Online and Lecture	(J) Hybrid, Online and Lecture	Mean Difference (I-J)	Std. Error	Sig.	Conclusion
Online Courses	Lecture Courses	n/a	n/a	n/a	No post-hoc test
Hybrid Courses	Online Courses	n/a	n/a	n/a	
Lecture Courses	Hybrid Courses	n/a	n/a	n/a	
Accounting 102 Course Success Rate					
Pearson Chi-Square			χ^2	df	Sig.
			23.971	1	.000
Bonferroni Multiple Comparisons	Online Courses	Hybrid Courses	Lecture Courses	Total	Conclusion
	205 _a	n/a	695 _b	900	Statistically significant (in green)
	64.1%	n/a	78.0%	74.3%	
Each subscript letter denotes a subset of Delivery Mode categories whose column proportions do not differ significantly from each other at the .05 level.					
Accounting 102 Course Completion Rate					
Pearson Chi-Square			χ^2	df	Sig.
			37.581	1	.000
Bonferroni Multiple Comparisons	Online Courses	Hybrid Courses	Lecture Courses	Total	Conclusion
	229 _a	n/a	774 _b	1003	Statistically significant (in green)
	71.6%	n/a	86.7%	82.7%	
Each subscript letter denotes a subset of Delivery Mode categories whose column proportions do not differ significantly from each other at the .05 level.					

Select Online and Lecture Course Comparisons

Business 121 GPA					
Descriptives				Test	
GPA		Std. Deviation	n	F	Sig.
Online Courses	2.58	1.363	286	6.940	.009
Hybrid Courses	n/a	n/a	n/a	Conclusion Statistically significant (in green)	
Lecture Courses	2.34	1.239	569		
Total	2.42	1.286	855		
N valid cases: 1115					
Bonferroni Multiple Comparison					
(I) Hybrid, Online and Lecture	(J) Hybrid, Online and Lecture	Mean Difference (I-J)	Std. Error	Sig.	Conclusion
Online Courses	Lecture Courses	n/a	n/a	n/a	No post-hoc test
Hybrid Courses	Online Courses	n/a	n/a	n/a	
Lecture Courses	Hybrid Courses	n/a	n/a	n/a	
Business 121 Course Success Rate					
Pearson Chi-Square			χ^2	df	Sig.
			2.370	1	.124
Bonferroni Multiple Comparisons	Online Courses	Hybrid Courses	Lecture Courses	Total	Conclusion
	224 _a	n/a	432 _a	656	Not statistically significant
	55.9%	n/a	60.6%	58.9%	
Each subscript letter denotes a subset of Delivery Mode categories whose column proportions do not differ significantly from each other at the .05 level.					
Business 121 Course Completion Rate					
Pearson Chi-Square			χ^2	df	Sig.
			10.429	1	.001
Bonferroni Multiple Comparisons	Online Courses	Hybrid Courses	Lecture Courses	Total	Conclusion
	286 _a	n/a	570 _b	856	Statistically significant (in green)
	71.3%	n/a	79.8%	76.8%	
Each subscript letter denotes a subset of Delivery Mode categories whose column proportions do not differ significantly from each other at the .05 level.					

Select Online and Lecture Course Comparisons

Health 101 GPA					
<i>Descriptives</i>				<i>Test</i>	
GPA		Std. Deviation	n	F	Sig.
Online Courses	2.41	1.516	2162	25.291	.000
Hybrid Courses	n/a	n/a	n/a	Conclusion Statistically significant (in green)	
Lecture Courses	2.57	1.292	9437		
Total	2.54	1.338	11599		
N valid cases: 13230					
<i>Bonferroni Multiple Comparison</i>					
(I) Hybrid, Online and Lecture	(J) Hybrid, Online and Lecture	Mean Difference (I-J)	Std. Error	Sig.	Conclusion
Online Courses	Lecture Courses	n/a	n/a	n/a	No post-hoc test
Hybrid Courses	Online Courses	n/a	n/a	n/a	
Lecture Courses	Hybrid Courses	n/a	n/a	n/a	
Health 101 Course Success Rate					
Pearson Chi-Square			χ^2	df	Sig.
			97.636	1	.000
Bonferroni Multiple Comparisons	Online Courses	Hybrid Courses	Lecture Courses	Total	Conclusion
	1550 _a	n/a	7557 _b	9107	Statistically significant (in green)
	60.7%	n/a	70.8%	68.9%	
Each subscript letter denotes a subset of Delivery Mode categories whose column proportions do not differ significantly from each other at the .05 level.					
Health 101 Course Completion Rate					
Pearson Chi-Square			χ^2	df	Sig.
			25.762	1	.000
Bonferroni Multiple Comparisons	Online Courses	Hybrid Courses	Lecture Courses	Total	Conclusion
	2164 _a	n/a	9446 _b	11610	Statistically significant (in green)
	84.8%	n/a	88.5%	87.8%	
Each subscript letter denotes a subset of Delivery Mode categories whose column proportions do not differ significantly from each other at the .05 level.					

Select Online and Lecture Course Comparisons

History 101 GPA					
Descriptives				Test	
GPA		Std. Deviation	n	F	Sig.
Online Courses	2.27	1.503	759	63.821	.000
Hybrid Courses	n/a	n/a	n/a	Conclusion Statistically significant (in green)	
Lecture Courses	2.73	1.291	2083		
Total	2.60	1.366	2842		
N valid cases: 3416					
Bonferroni Multiple Comparison					
(I) Hybrid, Online and Lecture	(J) Hybrid, Online and Lecture	Mean Difference (I-J)	Std. Error	Sig.	Conclusion
Online Courses	Lecture Courses	n/a	n/a	n/a	No post-hoc test
Hybrid Courses	Online Courses	n/a	n/a	n/a	
Lecture Courses	Hybrid Courses	n/a	n/a	n/a	
History 101 Course Success Rate					
Pearson Chi-Square			χ^2	df	Sig.
			55.212	1	.000
Bonferroni Multiple Comparisons	Online Courses	Hybrid Courses	Lecture Courses	Total	Conclusion
	541 _a	n/a	1723 _b	2264	Statistically significant (in green)
	56.6%	n/a	70.0%	66.3%	
Each subscript letter denotes a subset of Delivery Mode categories whose column proportions do not differ significantly from each other at the .05 level.					
History 101 Course Completion Rate					
Pearson Chi-Square			χ^2	df	Sig.
			11.925	1	.001
Bonferroni Multiple Comparisons	Online Courses	Hybrid Courses	Lecture Courses	Total	Conclusion
	763 _a	n/a	2084 _b	2847	Statistically significant (in green)
	79.8%	n/a	84.7%	83.3%	
Each subscript letter denotes a subset of Delivery Mode categories whose column proportions do not differ significantly from each other at the .05 level.					

Select Online and Lecture Course Comparisons

Mexican-American Studies 141 GPA					
<i>Descriptives</i>				<i>Test</i>	
GPA		Std. Deviation	n	F	Sig.
Online Courses	2.08	1.509	224	.421	.516
Hybrid Courses	n/a	n/a	n/a	Conclusion Not statistically significant	
Lecture Courses	2.01	1.395	1005		
Total	2.02	1.416	1229		
N valid cases: 1638					
<i>Bonferroni Multiple Comparison</i>					
(I) Hybrid, Online and Lecture	(J) Hybrid, Online and Lecture	Mean Difference (I-J)	Std. Error	Sig.	Conclusion
Online Courses	Lecture Courses	n/a	n/a	n/a	No post-hoc test
Hybrid Courses	Online Courses	n/a	n/a	n/a	
Lecture Courses	Hybrid Courses	n/a	n/a	n/a	
Mexican-American Studies 141 Course Success Rate					
Pearson Chi-Square			χ^2	df	Sig.
			7.031	1	.008
Bonferroni Multiple Comparisons	Online Courses	Hybrid Courses	Lecture Courses	Total	Conclusion
	142 _a	n/a	671 _b	813	Statistically significant (in green)
	43.2%	n/a	51.3%	49.7%	
Each subscript letter denotes a subset of Delivery Mode categories whose column proportions do not differ significantly from each other at the .05 level.					
Mexican-American Studies 141 Course Completion Rate					
Pearson Chi-Square			χ^2	df	Sig.
			11.434	1	.001
Bonferroni Multiple Comparisons	Online Courses	Hybrid Courses	Lecture Courses	Total	Conclusion
	224 _a	n/a	1009 _b	1233	Statistically significant (in green)
	68.1%	n/a	77.1%	75.3%	
Each subscript letter denotes a subset of Delivery Mode categories whose column proportions do not differ significantly from each other at the .05 level.					

Select Online and Lecture Course Comparisons

Mexican-American Studies 142 GPA					
<i>Descriptives</i>				<i>Test</i>	
GPA		Std. Deviation	n	F	Sig.
Online Courses	2.35	1.466	176	2.404	.121
Hybrid Courses	n/a	n/a	n/a	Conclusion Not statistically significant	
Lecture Courses	2.17	1.365	649		
Total	2.21	1.388	825		
N valid cases: 1066					
<i>Bonferroni Multiple Comparison</i>					
(I) Hybrid, Online and Lecture	(J) Hybrid, Online and Lecture	Mean Difference (I-J)	Std. Error	Sig.	Conclusion
Online Courses	Lecture Courses	n/a	n/a	n/a	No post-hoc test
Hybrid Courses	Online Courses	n/a	n/a	n/a	
Lecture Courses	Hybrid Courses	n/a	n/a	n/a	
Mexican-American Studies 142 Course Success Rate					
Pearson Chi-Square			χ^2	df	Sig.
			1.440	1	.230
Bonferroni Multiple Comparisons	Online Courses	Hybrid Courses	Lecture Courses	Total	Conclusion
	128 _a	n/a	464 _a	592	Not statistically significant
	52.2%	n/a	56.6%	55.6%	
Each subscript letter denotes a subset of Delivery Mode categories whose column proportions do not differ significantly from each other at the .05 level.					
Mexican-American Studies 142 Course Completion Rate					
Pearson Chi-Square			χ^2	df	Sig.
			5.825	1	.016
Bonferroni Multiple Comparisons	Online Courses	Hybrid Courses	Lecture Courses	Total	Conclusion
	177 _a	n/a	650 _b	827	Statistically significant (in green)
	72.0%	n/a	79.3%	77.6%	
Each subscript letter denotes a subset of Delivery Mode categories whose column proportions do not differ significantly from each other at the .05 level.					

Select Online and Lecture Course Comparisons

Music 105 GPA					
Descriptives				Test	
GPA		Std. Deviation	n	F	Sig.
Online Courses	2.31	1.511	588	6.944	.008
Hybrid Courses	n/a	n/a	n/a	Conclusion Statistically significant (in green)	
Lecture Courses	2.51	1.466	1151		
Total	2.44	1.484	1739		
N valid cases: 1984					
Bonferroni Multiple Comparison					
(I) Hybrid, Online and Lecture	(J) Hybrid, Online and Lecture	Mean Difference (I-J)	Std. Error	Sig.	Conclusion
Online Courses	Lecture Courses	n/a	n/a	n/a	No post-hoc test
Hybrid Courses	Online Courses	n/a	n/a	n/a	
Lecture Courses	Hybrid Courses	n/a	n/a	n/a	
Music 105 Course Success Rate					
Pearson Chi-Square			χ^2	df	Sig.
			9.176	1	.002
Bonferroni Multiple Comparisons	Online Courses	Hybrid Courses	Lecture Courses	Total	Conclusion
	414 _a	n/a	879 _b	1293	Statistically significant (in green)
	60.8%	n/a	67.6%	65.3%	
Each subscript letter denotes a subset of Delivery Mode categories whose column proportions do not differ significantly from each other at the .05 level.					
Music 105 Course Completion Rate					
Pearson Chi-Square			χ^2	df	Sig.
			2.160	1	.142
Bonferroni Multiple Comparisons	Online Courses	Hybrid Courses	Lecture Courses	Total	Conclusion
	589 _a	n/a	1154 _a	1743	Not statistically significant
	86.4%	n/a	88.6%	87.9%	
Each subscript letter denotes a subset of Delivery Mode categories whose column proportions do not differ significantly from each other at the .05 level.					

Select Online and Lecture Course Comparisons

Philosophy 101 GPA					
Descriptives				Test	
GPA		Std. Deviation	n	F	Sig.
Online Courses	2.34	1.281	777	.516	.473
Hybrid Courses	n/a	n/a	n/a	Conclusion Not statistically significant	
Lecture Courses	2.30	1.417	4078		
Total	2.31	1.396	4855		
N valid cases: 5611					
Bonferroni Multiple Comparison					
(I) Hybrid, Online and Lecture	(J) Hybrid, Online and Lecture	Mean Difference (I-J)	Std. Error	Sig.	Conclusion
Online Courses	Lecture Courses	n/a	n/a	n/a	No post-hoc test
Hybrid Courses	Online Courses	n/a	n/a	n/a	
Lecture Courses	Hybrid Courses	n/a	n/a	n/a	
Philosophy 101 Course Success Rate					
Pearson Chi-Square			χ^2	df	Sig.
			.025	1	.875
Bonferroni Multiple Comparisons	Online Courses	Hybrid Courses	Lecture Courses	Total	Conclusion
	571 _a	n/a	2890 _a	3461	Not statistically significant
	61.5%	n/a	61.7%	61.7%	
Each subscript letter denotes a subset of Delivery Mode categories whose column proportions do not differ significantly from each other at the .05 level.					
Philosophy 101 Course Completion Rate					
Pearson Chi-Square			χ^2	df	Sig.
			8.513	1	.004
Bonferroni Multiple Comparisons	Online Courses	Hybrid Courses	Lecture Courses	Total	Conclusion
	777 _a	n/a	4083 _b	4860	Statistically significant (in green)
	83.6%	n/a	87.2%	86.6%	
Each subscript letter denotes a subset of Delivery Mode categories whose column proportions do not differ significantly from each other at the .05 level.					

Select Online and Lecture Course Comparisons

Psychology 106 GPA					
Descriptives				Test	
GPA		Std. Deviation	n	F	Sig.
Online Courses	1.61	1.458	761	126.619	.000
Hybrid Courses	n/a	n/a	n/a	Conclusion Statistically significant (in green)	
Lecture Courses	2.30	1.359	1607		
Total	2.08	1.428	2368		
N valid cases: 2752					
Bonferroni Multiple Comparison					
(I) Hybrid, Online and Lecture	(J) Hybrid, Online and Lecture	Mean Difference (I-J)	Std. Error	Sig.	Conclusion
Online Courses	Lecture Courses	n/a	n/a	n/a	No post-hoc test
Hybrid Courses	Online Courses	n/a	n/a	n/a	
Lecture Courses	Hybrid Courses	n/a	n/a	n/a	
Psychology 106 Course Success Rate					
Pearson Chi-Square			χ^2	df	Sig.
			166.093	1	.000
Bonferroni Multiple Comparisons	Online Courses	Hybrid Courses	Lecture Courses	Total	Conclusion
	396 _a	n/a	1175 _b	1571	Statistically significant (in green)
	40.7%	n/a	66.1%	57.1%	
Each subscript letter denotes a subset of Delivery Mode categories whose column proportions do not differ significantly from each other at the .05 level.					
Psychology 106 Course Completion Rate					
Pearson Chi-Square			χ^2	df	Sig.
			77.908	1	.000
Bonferroni Multiple Comparisons	Online Courses	Hybrid Courses	Lecture Courses	Total	Conclusion
	764 _a	n/a	1610 _b	2374	Statistically significant (in green)
	78.4%	n/a	90.6%	86.3%	
Each subscript letter denotes a subset of Delivery Mode categories whose column proportions do not differ significantly from each other at the .05 level.					

Select Hybrid and Lecture Course Comparisons

Business 70

Math 35, 45, 60

Select Hybrid and Lecture Course Comparisons

Business 70 GPA					
<i>Descriptives</i>				<i>Test</i>	
GPA		Std. Deviation	n	F	Sig.
Online Courses	n/a	n/a	n/a	n/a	n/a
Hybrid Courses	n/a	n/a	n/a	Conclusion	
Lecture Courses	n/a	n/a	n/a	Pass/No Pass – GPA not calculated	
Total	n/a	n/a	n/a		
N valid cases: 703					
Bonferroni Multiple Comparison					
(I) Hybrid, Online and Lecture	(J) Hybrid, Online and Lecture	Mean Difference (I-J)	Std. Error	Sig.	Conclusion
Online Courses	Lecture Courses	n/a	n/a	n/a	No post-hoc test
Hybrid Courses	Online Courses	n/a	n/a	n/a	
Lecture Courses	Hybrid Courses	n/a	n/a	n/a	
Business 70 Course Success Rate					
Pearson Chi-Square			χ^2	df	Sig.
			1.241	1	.265
Bonferroni Multiple Comparisons	Online Courses	Hybrid Courses	Lecture Courses	Total	Conclusion
	n/a	101 _a	415 _a	516	Not statistically significant
	n/a	68.7%	63.8%	64.7%	
Each subscript letter denotes a subset of Delivery Mode categories whose column proportions do not differ significantly from each other at the .05 level.					
Business 70 Course Completion Rate					
Pearson Chi-Square			χ^2	df	Sig.
			3.304	1	.069
Bonferroni Multiple Comparisons	Online Courses	Hybrid Courses	Lecture Courses	Total	Conclusion
	n/a	137 _a	567 _a	704	Not statistically significant
	n/a	92.6%	87.2%	88.2%	
Each subscript letter denotes a subset of Delivery Mode categories whose column proportions do not differ significantly from each other at the .05 level.					

Select Hybrid and Lecture Course Comparisons

Math 35 GPA					
Descriptives				Test	
GPA		Std. Deviation	n	F	Sig.
Online Courses	n/a	n/a	n/a	11.451	.001
Hybrid Courses	1.70	1.237	337	Conclusion Statistically significant (in green)	
Lecture Courses	1.95	1.287	6731		
Total	1.93	1.286	7068		
N valid cases: 8537					
Bonferroni Multiple Comparison					
(I) Hybrid, Online and Lecture	(J) Hybrid, Online and Lecture	Mean Difference (I-J)	Std. Error	Sig.	Conclusion
Online Courses	Lecture Courses	n/a	n/a	n/a	No post-hoc test
Hybrid Courses	Online Courses	n/a	n/a	n/a	
Lecture Courses	Hybrid Courses	n/a	n/a	n/a	
Math 35 Course Success Rate					
Pearson Chi-Square			χ^2	df	Sig.
			24.814	1	.000
Bonferroni Multiple Comparisons	Online Courses	Hybrid Courses	Lecture Courses	Total	Conclusion
	n/a	203 _a	4513 _b	4716	Statistically significant (in green)
	n/a	44.0%	55.9%	55.3%	
Each subscript letter denotes a subset of Delivery Mode categories whose column proportions do not differ significantly from each other at the .05 level.					
Math 35 Course Completion Rate					
Pearson Chi-Square			χ^2	df	Sig.
			11.373	1	.001
Bonferroni Multiple Comparisons	Online Courses	Hybrid Courses	Lecture Courses	Total	Conclusion
	n/a	360 _a	6788 _b	7148	Statistically significant (in green)
	n/a	78.1%	84.1%	83.7%	
Each subscript letter denotes a subset of Delivery Mode categories whose column proportions do not differ significantly from each other at the .05 level.					

Select Hybrid and Lecture Course Comparisons

Math 45 GPA					
Descriptives				Test	
GPA		Std. Deviation	n	F	Sig.
Online Courses	n/a	n/a	n/a	20.472	.000
Hybrid Courses	1.75	1.343	491	Conclusion Statistically significant (in green)	
Lecture Courses	2.02	1.302	10085		
Total	2.01	1.305	10576		
N valid cases: 12993					
Bonferroni Multiple Comparison					
(I) Hybrid, Online and Lecture	(J) Hybrid, Online and Lecture	Mean Difference (I-J)	Std. Error	Sig.	Conclusion
Online Courses	Lecture Courses	n/a	n/a	n/a	No post-hoc test
Hybrid Courses	Online Courses	n/a	n/a	n/a	
Lecture Courses	Hybrid Courses	n/a	n/a	n/a	
Math 45 Course Success Rate					
Pearson Chi-Square			χ^2	df	Sig.
			42.656	1	.000
Bonferroni Multiple Comparisons	Online Courses	Hybrid Courses	Lecture Courses	Total	Conclusion
	n/a	288 _a	6909 _b	7197	Statistically significant (in green)
	n/a	43.2%	56.1%	55.4%	
Each subscript letter denotes a subset of Delivery Mode categories whose column proportions do not differ significantly from each other at the .05 level.					
Math 45 Completion Rate					
Pearson Chi-Square			χ^2	df	Sig.
			16.565	1	.000
Bonferroni Multiple Comparisons	Online Courses	Hybrid Courses	Lecture Courses	Total	Conclusion
	n/a	512 _a	10218 _b	10730	Statistically significant (in green)
	n/a	76.8%	82.9%	82.6%	
Each subscript letter denotes a subset of Delivery Mode categories whose column proportions do not differ significantly from each other at the .05 level.					

Select Hybrid and Lecture Course Comparisons

Math 60 GPA					
Descriptives				Test	
GPA		Std. Deviation	n	F	Sig.
Online Courses	n/a	n/a	n/a	32.101	.000
Hybrid Courses	1.62	1.272	392	Conclusion Statistically significant (in green)	
Lecture Courses	2.00	1.289	9797		
Total	1.98	1.291	10189		
N valid cases: 12281					
Bonferroni Multiple Comparison					
(I) Hybrid, Online and Lecture	(J) Hybrid, Online and Lecture	Mean Difference (I-J)	Std. Error	Sig.	Conclusion
Online Courses	Lecture Courses	n/a	n/a	n/a	No post-hoc test
Hybrid Courses	Online Courses	n/a	n/a	n/a	
Lecture Courses	Hybrid Courses	n/a	n/a	n/a	
Math 60 Course Success Rate					
Pearson Chi-Square			χ^2	df	Sig.
			56.770	1	.000
Bonferroni Multiple Comparisons	Online Courses	Hybrid Courses	Lecture Courses	Total	Conclusion
	n/a	220 _a	6679 _b	6899	Statistically significant (in green)
	n/a	40.5%	56.9%	56.2%	
Each subscript letter denotes a subset of Delivery Mode categories whose column proportions do not differ significantly from each other at the .05 level.					
Math 60 Course Completion Rate					
Pearson Chi-Square			χ^2	df	Sig.
			44.274	1	.000
Bonferroni Multiple Comparisons	Online Courses	Hybrid Courses	Lecture Courses	Total	Conclusion
	n/a	403 _a	9957 _b	10360	Statistically significant (in green)
	n/a	74.2%	84.8%	84.4%	
Each subscript letter denotes a subset of Delivery Mode categories whose column proportions do not differ significantly from each other at the .05 level.					

Select Online and Hybrid Course Comparisons

Business: I 43, 200A, 200B

Select Online and Hybrid Course Comparisons

Business 143 GPA						
Descriptives			Test			
GPA	Std. Deviation	n	F	Sig.		
Online Courses	2.90	1.373	77	1.297	.257	
Hybrid Courses	3.15	1.390	71	Conclusion Not statistically significant		
Lecture Courses	n/a	n/a	n/a			
Total	3.02	1.382	148			
N valid cases: 178						
Bonferroni Multiple Comparison						
(I) Hybrid, Online and Lecture	(J) Hybrid, Online and Lecture	Mean Difference (I-J)	Std. Error	Sig.	Conclusion	
Online Courses	Lecture Courses	n/a	n/a	n/a	No post-hoc test	
Hybrid Courses	Online Courses	n/a	n/a	n/a		
Lecture Courses	Hybrid Courses	n/a	n/a	n/a		
Business 143 Course Success Rate						
Pearson Chi-Square			χ^2	df	Sig.	
			.037	1	.847	
Bonferroni Comparison	Online Courses	Hybrid Courses	Lecture Courses	Total	Conclusion	
	65 _a	61 _a	n/a	126	Not statistically significant	
	71.4%	70.1%	n/a	70.8%		
Each subscript letter denotes a subset of Delivery Mode categories whose column proportions do not differ significantly from each other at the .05 level.						
Business 143 Course Completion Rate						
Pearson Chi-Square			χ^2	df	Sig.	
			.287	1	.592	
Bonferroni Multiple Comparisons	Online Courses	Hybrid Courses	Lecture Courses	Total	Conclusion	
	77 _a	71 _a	n/a	148	Not statistically significant	
	84.6%	81.6%	n/a	83.1%		
Each subscript letter denotes a subset of Delivery Mode categories whose column proportions do not differ significantly from each other at the .05 level.						

Selected Online and Hybrid Course Comparison

Business 200A GPA					
<i>Descriptives</i>				<i>Test</i>	
GPA		Std. Deviation	n	F	Sig.
Online Courses	3.20	1.245	96	6.243	.013
Hybrid Courses	3.54	.876	140	Conclusion Statistically significant (in green)	
Lecture Courses	n/a	n/a	n/a		
Total	3.40	1.053	236		
N valid cases: 266					
Bonferroni Multiple Comparison					
(I) Hybrid, Online and Lecture	(J) Hybrid, Online and Lecture	Mean Difference (I-J)	Std. Error	Sig.	Conclusion
Online Courses	Lecture Courses	n/a	n/a	n/a	No post-hoc test
Hybrid Courses	Online Courses	n/a	n/a	n/a	
Lecture Courses	Hybrid Courses	n/a	n/a	n/a	
Business 200A Course Success Rate					
Pearson Chi-Square			χ^2	df	Sig.
			6.988	1	.008
Bonferroni Comparison	Online Courses	Hybrid Courses	Lecture Courses	Total	Conclusion
	85 _a	135 _b	n/a	220	Statistically significant (in green)
	75.9%	88.2%	n/a	83.0%	
Each subscript letter denotes a subset of Delivery Mode categories whose column proportions do not differ significantly from each other at the .05 level.					
Business 200A Course Completion Rate					
Pearson Chi-Square			χ^2	df	Sig.
			2.280	1	.131
Bonferroni Multiple Comparisons	Online Courses	Hybrid Courses	Lecture Courses	Total	Conclusion
	96 _a	141 _a	n/a	237	Not statistically significant
	85.7%	91.6%	n/a	89.1%	
Each subscript letter denotes a subset of Delivery Mode categories whose column proportions do not differ significantly from each other at the .05 level.					

Selected Online and Hybrid Course Comparison

Business 200B GPA					
Descriptives				Test	
GPA		Std. Deviation	n	F	Sig.
Online Courses	3.33	1.067	93	.698	.404
Hybrid Courses	3.21	1.117	125	Conclusion Not statistically significant	
Lecture Courses	n/a	n/a	n/a		
Total	3.26	1.095	218		
N valid cases: 250					
Bonferroni Multiple Comparison					
(I) Hybrid, Online and Lecture	(J) Hybrid, Online and Lecture	Mean Difference (I-J)	Std. Error	Sig.	Conclusion
Online Courses	Lecture Courses	n/a	n/a	n/a	No post-hoc test
Hybrid Courses	Online Courses	n/a	n/a	n/a	
Lecture Courses	Hybrid Courses	n/a	n/a	n/a	
Business 200B Course Success Rate					
Pearson Chi-Square			χ^2	df	Sig.
			1.778	1	.182
Bonferroni Comparison	Online Courses	Hybrid Courses	Lecture Courses	Total	Conclusion
	87 _a	113 _a	n/a	200	Not statistically significant
	76.3%	83.1%	n/a	80.0%	
Each subscript letter denotes a subset of Delivery Mode categories whose column proportions do not differ significantly from each other at the .05 level.					
Business 200B Course Completion Rate					
Pearson Chi-Square			χ^2	df	Sig.
			5.932	1	.015
Bonferroni Multiple Comparisons	Online Courses	Hybrid Courses	Lecture Courses	Total	Conclusion
	93 _a	125 _b	n/a	218	Statistically significant (in green)
	81.6%	91.9%	n/a	87.2%	
Each subscript letter denotes a subset of Delivery Mode categories whose column proportions do not differ significantly from each other at the .05 level.					

Appendix

Appendix

LIST OF HYBRID COURSES: FALL 2010-SPRING 2014

TERM	HYBRID SECTION	TERM	HYBRID SECTION	TERM	HYBRID SECTION	TERM	HYBRID SECTION	TERM	HYBRID SECTION
10/FA	ACCT-101-601	13/FA	AJ-111-601	14/SP	ART-104-680	12/FA	BUS-143-601	11/FA	BUS-200A-601
11/FA	ACCT-101-601	14/SP	AJ-111-601	11/FA	ART-104-686	13/FA	BUS-143-601	12/SP	BUS-200A-601
11/SP	ACCT-101-601	10/FA	AJ-111-602	12/SP	ART-104-686	11/SP	BUS-147-631	12/FA	BUS-200A-601
11/SU	ACCT-101-601	11/FA	AJ-111-602	12/FA	ART-104-686	11/FA	BUS-147-631	13/SP	BUS-200A-601
12/SP	ACCT-101-601	11/SP	AJ-111-602	13/SP	ART-104-686	12/FA	BUS-147-631	13/FA	BUS-200A-601
12/FA	ACCT-101-601	12/SP	AJ-111-602	13/FA	ART-104-686	13/SP	BUS-147-631	14/SP	BUS-200A-601
13/SP	ACCT-101-601	12/FA	AJ-111-602	14/SP	ART-104-686	10/FA	BUS-148-601	11/SP	BUS-200A-602
13/FA	ACCT-101-601	13/SP	AJ-111-602	11/FA	ART-156-660	11/SP	BUS-148-601	10/FA	BUS-200B-601
14/SP	ACCT-101-601	13/FA	AJ-111-602	12/FA	ART-156-660	11/FA	BUS-148-601	11/FA	BUS-200B-601
14/SP	ACCT-12-636	14/SP	AJ-111-602	13/FA	ART-156-660	12/SP	BUS-148-601	12/SP	BUS-200B-601
10/FA	ACCT-153-601	11/FA	AJ-111-680	10/FA	BIOL-180-601	12/FA	BUS-148-601	12/FA	BUS-200B-601
10/FA	ACCT-7-601	12/SP	AJ-111-680	11/SP	BIOL-180-601	13/SP	BUS-148-601	13/SP	BUS-200B-601
11/FA	ACCT-8-631	12/FA	AJ-111-680	12/FA	BIOL-207-601	13/FA	BUS-148-601	13/FA	BUS-200B-601
12/FA	ACCT-8-631	13/SP	AJ-111-680	10/FA	BUS-120-601	14/SP	BUS-148-601	14/SP	BUS-200B-601
13/FA	ACCT-8-631	13/FA	AJ-111-680	11/FA	BUS-120-601	10/FA	BUS-149-601	11/SP	BUS-200B-603
11/SP	ACCT-8-636	14/SP	AJ-111-680	11/SP	BUS-120-601	11/SP	BUS-149-601	12/SP	BUS-218-680
14/SP	ACCT-9-631	10/FA	AJ-151-601	12/SP	BUS-120-601	11/FA	BUS-149-601	12/FA	BUS-218-680
11/SP	ACCT-9-636	11/FA	AJ-151-601	12/FA	BUS-120-601	12/SP	BUS-149-601	12/SP	BUS-229-686
11/SP	ADN-114-631	11/SP	AJ-151-601	13/SP	BUS-120-601	12/FA	BUS-149-601	10/FA	BUS-239-601
12/SP	ADN-114-631	12/SP	AJ-151-601	12/SP	BUS-120-602	13/SP	BUS-149-601	10/FA	BUS-290-601
13/SP	ADN-114-631	12/FA	AJ-151-601	13/SU	BUS-120-631	14/SP	BUS-149-601	11/SP	BUS-290-601
14/SP	ADN-114-631	13/SP	AJ-151-601	13/FA	BUS-120-660	10/FA	BUS-150-601	11/FA	BUS-290-601
13/SP	ADN-114-632	13/FA	AJ-151-601	14/SP	BUS-120-660	11/FA	BUS-150-601	12/SP	BUS-290-601
14/SP	ADN-114-632	14/SP	AJ-151-601	11/FA	BUS-120-676	12/FA	BUS-150-601	12/FA	BUS-290-601
11/SP	ADN-114-636	11/FA	ANTH-101-680	12/FA	BUS-120-676	13/FA	BUS-150-660	13/SP	BUS-290-601
11/SP	ADN-26-631	12/SP	ANTH-101-680	13/FA	BUS-120-676	11/SP	BUS-181-680	13/FA	BUS-290-601
13/SP	ADN-26-631	12/FA	ANTH-101-680	10/FA	BUS-121-601	11/FA	BUS-181-680	10/FA	BUS-290-602
12/SP	ADN-26-632	13/SP	ANTH-101-680	10/FA	BUS-123-601	12/SP	BUS-181-680	11/SP	BUS-290-602
14/SP	ADN-26-632	13/FA	ANTH-101-680	11/SP	BUS-123-601	12/FA	BUS-181-680	11/FA	BUS-290-602
10/FA	AJ-111-601	14/SP	ANTH-101-680	11/FA	BUS-140-601	13/SP	BUS-181-680	12/SP	BUS-290-602
11/FA	AJ-111-601	11/FA	ART-104-680	12/SP	BUS-140-601	13/FA	BUS-181-680	12/FA	BUS-290-602
11/SP	AJ-111-601	12/SP	ART-104-680	12/FA	BUS-140-601	12/SP	BUS-181-681	13/SP	BUS-290-602
12/SP	AJ-111-601	12/FA	ART-104-680	14/SP	BUS-140-670	11/FA	BUS-181-686	13/FA	BUS-290-602
12/FA	AJ-111-601	13/SP	ART-104-680	10/FA	BUS-143-601	11/SP	BUS-182-670	11/SP	BUS-290-631
13/SP	AJ-111-601	13/FA	ART-104-680	11/FA	BUS-143-601	10/FA	BUS-200A-601	14/SP	BUS-290-660

Appendix

LIST OF HYBRID COURSES: FALL 2010-SPRING 2014 (Cont.)

TERM	HYBRID SECTION	TERM	HYBRID SECTION	TERM	HYBRID SECTION	TERM	HYBRID SECTION	TERM	HYBRID SECTION
14/SP	BUS-290-661	10/FA	CA-181-601	11/SU	CD-170-601	12/SP	CD-170-607	11/FA	CD-170L-602
12/SP	BUS-290-676	11/FA	CA-181-601	11/FA	CD-170-601	13/SP	CD-170-607	12/SP	CD-170L-602
12/FA	BUS-290-676	12/FA	CA-181-601	12/SP	CD-170-601	13/FA	CD-170-607	12/FA	CD-170L-602
13/SP	BUS-290-676	13/FA	CA-181-601	12/FA	CD-170-601	14/SP	CD-170-607	13/SP	CD-170L-602
13/FA	BUS-290-676	10/FA	CA-183-601	13/SP	CD-170-601	12/SP	CD-170-660	13/FA	CD-170L-602
14/SP	BUS-290-676	11/SP	CA-183-601	13/FA	CD-170-601	13/SP	CD-170-660	14/SP	CD-170L-602
10/FA	BUS-291-601	11/FA	CA-183-601	14/SP	CD-170-601	13/FA	CD-170-660	11/SP	CD-170L-603
11/SP	BUS-291-601	12/FA	CA-183-601	11/FA	CD-170-602	14/SP	CD-170-660	11/FA	CD-170L-603
11/FA	BUS-291-601	13/FA	CA-183-601	12/SP	CD-170-602	11/FA	CD-170-676	12/SP	CD-170L-603
12/SP	BUS-291-601	12/SP	CA-183-602	12/FA	CD-170-602	12/SP	CD-170-676	12/FA	CD-170L-603
12/FA	BUS-291-601	13/SP	CA-183-602	13/SP	CD-170-602	13/SP	CD-170-676	13/SP	CD-170L-603
13/FA	BUS-291-601	14/SP	CA-183-660	13/FA	CD-170-602	13/FA	CD-170-676	13/FA	CD-170L-603
10/FA	BUS-291-602	11/SU	CA-184-601	14/SP	CD-170-602	14/SP	CD-170-676	14/SP	CD-170L-603
11/SP	BUS-291-602	10/FA	CAD-220-601	11/FA	CD-170-603	11/FA	CD-170-680	11/SP	CD-170L-604
11/FA	BUS-291-602	11/SP	CAD-220-601	12/SP	CD-170-603	12/SP	CD-170-680	11/FA	CD-170L-604
12/SP	BUS-291-602	11/FA	CAD-220-601	12/FA	CD-170-603	12/SU	CD-170-680	12/SP	CD-170L-604
13/SP	BUS-291-602	12/SP	CAD-220-601	13/SP	CD-170-603	12/FA	CD-170-680	12/FA	CD-170L-604
13/FA	BUS-291-602	12/FA	CAD-220-601	13/FA	CD-170-603	13/SP	CD-170-680	13/SP	CD-170L-604
14/SP	BUS-291-660	13/SP	CAD-220-601	14/SP	CD-170-603	13/SU	CD-170-680	13/FA	CD-170L-604
13/FA	BUS-291-676	12/SP	CAD-220-660	11/FA	CD-170-604	13/FA	CD-170-680	14/SP	CD-170L-604
11/FA	BUS-292-601	12/FA	CAD-220-660	12/SP	CD-170-604	14/SP	CD-170-680	12/SP	CD-170L-605
12/SP	BUS-292-601	13/FA	CAD-220-660	12/FA	CD-170-604	12/SP	CD-170-681	12/FA	CD-170L-605
12/FA	BUS-292-601	14/SP	CAD-220-660	13/SP	CD-170-604	13/SP	CD-170-681	14/SP	CD-170L-605
13/SP	BUS-292-601	10/FA	CAD-222-601	13/FA	CD-170-604	13/FA	CD-170-681	12/SP	CD-170L-606
11/FA	BUS-292-602	11/SP	CAD-222-601	14/SP	CD-170-604	14/SP	CD-170-681	12/FA	CD-170L-606
10/FA	BUS-293-601	11/FA	CAD-222-601	11/FA	CD-170-605	13/FA	CD-170-685	11/SU	CD-170L-676
13/SP	BUS-293-602	12/SP	CAD-222-601	13/SP	CD-170-605	11/SP	CD-170L-601	11/FA	CD-170L-676
11/SP	BUS-70-601	12/FA	CAD-222-660	13/FA	CD-170-605	11/SU	CD-170L-601	12/FA	CD-170L-676
12/SP	BUS-70-601	13/FA	CAD-222-660	14/SP	CD-170-605	11/FA	CD-170L-601	13/SP	CD-170L-676
12/FA	BUS-70-601	14/SP	CAD-222-660	11/FA	CD-170-606	12/SP	CD-170L-601	13/FA	CD-170L-676
13/SP	BUS-70-601	12/SP	CAD-223-601	12/SP	CD-170-606	12/FA	CD-170L-601	14/SP	CD-170L-676
13/FA	BUS-70-601	13/SP	CAD-223-660	13/SP	CD-170-606	13/SP	CD-170L-601	11/FA	CD-170L-677
14/SP	BUS-70-660	14/SP	CAD-223-660	13/FA	CD-170-606	13/FA	CD-170L-601	12/FA	CD-170L-677
12/FA	BUS-71-601	11/FA	CD-135-601	14/SP	CD-170-606	14/SP	CD-170L-601	13/SP	CD-170L-677
13/FA	BUS-71-601	12/SU	CD-135-680	11/FA	CD-170-607	11/SP	CD-170L-602	13/FA	CD-170L-677

Appendix

LIST OF HYBRID COURSES: FALL 2010-SPRING 2014 (Cont.)

TERM	HYBRID SECTION	TERM	HYBRID SECTION	TERM	HYBRID SECTION	TERM	HYBRID SECTION	TERM	HYBRID SECTION
14/SP	CD-170L-677	11/FA	CD-184-602	13/FA	CD-282A-686	13/FA	CD-284-680	10/FA	CIS-121B-601
11/SP	CD-170L-680	11/FA	CD-184-680	11/SP	CD-282A-687	14/SP	CD-284-680	11/SP	CIS-121B-601
11/FA	CD-170L-680	12/SP	CD-184-680	11/FA	CD-282A-687	11/FA	CD-286-601	11/FA	CIS-121B-601
12/SP	CD-170L-680	12/FA	CD-184-680	13/SP	CD-282A-687	12/FA	CD-286-601	12/SP	CIS-121B-601
12/SU	CD-170L-680	13/SP	CD-184-680	13/FA	CD-282A-687	13/FA	CD-286-601	12/FA	CIS-121B-601
12/FA	CD-170L-680	13/FA	CD-184-680	10/FA	CD-282B-601	12/SP	CD-287-660	13/SP	CIS-124-601
13/SU	CD-170L-680	14/SP	CD-184-681	11/SP	CD-282B-601	13/SP	CD-287-660	14/SP	CIS-124-660
13/FA	CD-170L-680	14/SP	CD-184-682	11/FA	CD-282B-601	14/SP	CD-287-660	10/FA	CIS-130-601
14/SP	CD-170L-680	11/FA	CD-184-686	12/FA	CD-282B-601	11/FA	CD-288-601	11/SP	CIS-130-601
12/SP	CD-170L-681	12/SP	CD-184-686	13/FA	CD-282B-601	12/FA	CD-288-601	10/FA	CIS-137-601
12/FA	CD-170L-681	12/FA	CD-184-686	10/FA	CD-282B-602	13/FA	CD-288-601	11/FA	CIS-137-601
13/FA	CD-170L-681	13/SP	CD-184-686	12/SP	CD-282B-660	10/FA	CE-290-601	12/SP	CIS-137-601
14/SP	CD-170L-681	13/FA	CD-184-686	13/SP	CD-282B-660	11/SP	CE-290-601	12/FA	CIS-137-601
12/SP	CD-173-660	10/FA	CD-282A-601	14/SP	CD-282B-660	11/SU	CE-290-601	11/SP	CIS-137-603
13/SP	CD-173-660	11/SP	CD-282A-601	11/SP	CD-282B-680	11/FA	CE-290-601	12/SP	CIS-142-601
14/SP	CD-173-680	11/FA	CD-282A-601	12/SP	CD-282B-680	12/SP	CE-290-601	12/FA	CIS-142-601
11/FA	CD-175-601	12/SP	CD-282A-601	12/FA	CD-282B-680	12/SU	CE-290-676	13/SP	CIS-142-601
12/SP	CD-175-601	12/FA	CD-282A-601	13/SP	CD-282B-680	10/FA	CE-291-601	13/FA	CIS-142-601
12/FA	CD-175-601	13/SP	CD-282A-601	13/FA	CD-282B-680	11/SU	CE-291-601	12/SP	CIS-144A-601
13/SP	CD-175-601	13/FA	CD-282A-601	14/SP	CD-282B-680	11/FA	CE-291-601	12/FA	CIS-144A-601
13/FA	CD-175-601	14/SP	CD-282A-601	11/FA	CD-282B-686	12/SP	CE-291-601	13/SP	CIS-144A-601
11/FA	CD-175-602	10/FA	CD-282A-602	11/SP	CD-284-601	12/SU	CE-291-676	13/FA	CIS-144A-601
12/FA	CD-175-602	11/SP	CD-282A-602	11/FA	CD-284-601	12/SU	CE-292-676	12/SP	CIS-144B-601
13/FA	CD-175-602	10/FA	CD-282A-680	14/SP	CD-284-601	13/SU	CIS-101-601	11/SP	CIS-144B-602
12/SP	CD-175-660	11/FA	CD-282A-680	11/SU	CD-284-676	12/SP	CIS-101-670	14/SP	CIS-144B-660
13/SP	CD-175-660	12/SP	CD-282A-680	11/FA	CD-284-676	13/SP	CIS-101-670	11/SP	CIS-144C-601
14/SP	CD-175-660	12/FA	CD-282A-680	12/SP	CD-284-676	14/SP	CIS-101-670	14/SP	CIS-144C-660
12/SU	CD-175-680	14/SP	CD-282A-680	12/FA	CD-284-676	12/SU	CIS-101-680	10/FA	CIS-146-601
13/SU	CD-175-680	10/FA	CD-282A-681	13/SP	CD-284-676	10/FA	CIS-108-601	11/SP	CIS-146-601
14/SP	CD-175-680	14/SP	CD-282A-681	13/FA	CD-284-676	10/FA	CIS-115-601	11/FA	CIS-146-601
12/SP	CD-184-601	11/SP	CD-282A-686	14/SP	CD-284-676	11/SP	CIS-115-601	12/SP	CIS-146-601
12/FA	CD-184-601	11/FA	CD-282A-686	11/SP	CD-284-680	11/FA	CIS-115-601	12/FA	CIS-146-601
13/SP	CD-184-601	12/SP	CD-282A-686	11/FA	CD-284-680	12/SP	CIS-115-601	10/FA	CIS-147-601
13/FA	CD-184-601	12/FA	CD-282A-686	12/SU	CD-284-680	12/FA	CIS-115-601	10/FA	CIS-150-601
14/SP	CD-184-601	13/SP	CD-282A-686	12/FA	CD-284-680	13/SP	CIS-115-601	10/FA	CIS-152-601

Appendix

LIST OF HYBRID COURSES: FALL 2010-SPRING 2014 (Cont.)

TERM	HYBRID SECTION	TERM	HYBRID SECTION	TERM	HYBRID SECTION	TERM	HYBRID SECTION	TERM	HYBRID SECTION
11/SP	CIS-152-601	13/FA	ED-100-601	11/FA	ENGL-114-680	14/SP	ENGL-115-603	12/SP	ENGL-116-604
14/SP	CIS-158-660	14/SP	ED-100-601	12/SP	ENGL-114-680	14/SP	ENGL-115-604	14/SP	ENGL-116-604
10/FA	CIS-162-601	11/FA	ED-100-602	12/FA	ENGL-114-680	12/SP	ENGL-115-680	11/FA	ENGL-116-680
11/SP	CIS-162-601	12/SU	ED-100-680	13/SP	ENGL-114-680	12/FA	ENGL-115-680	12/SP	ENGL-116-680
10/FA	CIS-166-601	12/SP	ELEC-142-601	13/FA	ENGL-114-680	13/SP	ENGL-115-680	12/FA	ENGL-116-680
11/SP	CIS-166-601	12/FA	ELEC-142-601	14/SP	ENGL-114-680	13/FA	ENGL-115-680	12/SP	ENGL-116-686
12/SP	CIS-166-601	13/SP	ELEC-142-601	12/SP	ENGL-114-681	14/SP	ENGL-115-680	11/SP	ENGL-71-601
12/FA	CIS-166-601	13/FA	ELEC-142-601	11/FA	ENGL-114-685	11/FA	ENGL-115-685	11/FA	ENGL-71-601
13/SP	CIS-166-601	10/FA	ELEC-290-601	12/SP	ENGL-114-685	12/SP	ENGL-115-685	12/SP	ENGL-71-601
13/FA	CIS-166-602	10/FA	ELEC-291-601	12/FA	ENGL-114-685	12/FA	ENGL-115-685	12/FA	ENGL-71-601
14/SP	CIS-166-660	10/FA	EMTP-200-631	13/SP	ENGL-114-685	13/SP	ENGL-115-685	13/SP	ENGL-71-601
10/FA	CIS-239-601	11/FA	EMTP-200-631	13/FA	ENGL-114-685	13/FA	ENGL-115-685	13/FA	ENGL-71-601
12/SP	CIS-255-601	12/FA	EMTP-200-631	14/SP	ENGL-114-685	14/SP	ENGL-115-685	14/SP	ENGL-71-601
13/SP	CIS-255-601	13/FA	EMTP-200-631	11/FA	ENGL-114-686	12/FA	ENGL-115-686	12/SP	ENGL-71-602
14/SP	CIS-255-660	10/FA	EMTP-200-632	12/SP	ENGL-114-686	13/SP	ENGL-115-686	13/SP	ENGL-71-602
10/FA	CIS-290-601	11/SP	EMTP-201-631	12/FA	ENGL-114-686	13/FA	ENGL-115-686	14/SP	ENGL-71-602
12/SP	CIS-92-685	12/SP	EMTP-201-631	13/SP	ENGL-114-686	14/SP	ENGL-115-686	11/FA	ENGL-71-680
13/FA	CL-120-631	13/SP	EMTP-201-631	13/FA	ENGL-114-686	10/FA	ENGL-116-601	12/SP	ENGL-71-680
11/FA	CL-120-685	14/SP	EMTP-201-631	14/SP	ENGL-114-686	11/SP	ENGL-116-601	12/FA	ENGL-71-680
12/SP	CL-120-685	11/SP	EMTP-201-632	10/FA	ENGL-115-601	11/FA	ENGL-116-601	13/SP	ENGL-71-680
12/FA	CL-120-685	10/FA	ENGL-114-601	11/SP	ENGL-115-601	12/SP	ENGL-116-601	13/FA	ENGL-71-680
13/SP	CL-120-685	11/SP	ENGL-114-601	11/FA	ENGL-115-601	12/FA	ENGL-116-601	14/SP	ENGL-71-680
13/FA	CL-120-685	11/FA	ENGL-114-601	12/SP	ENGL-115-601	13/SP	ENGL-116-601	11/SP	ESL-159A-601
14/SP	CL-120-685	12/SP	ENGL-114-601	12/FA	ENGL-115-601	13/FA	ENGL-116-601	11/SP	ESL-159B-601
12/SP	ECON-101-601	12/FA	ENGL-114-601	13/SP	ENGL-115-601	10/FA	ENGL-116-602	12/SP	ESL-29C-660
13/SP	ECON-101-601	13/SP	ENGL-114-601	13/FA	ENGL-115-601	11/SP	ENGL-116-602	12/SP	ESL-29C-680
12/FA	ECON-102-601	13/FA	ENGL-114-601	14/SP	ENGL-115-601	11/FA	ENGL-116-602	12/FA	ESL-29C-680
13/FA	ECON-102-601	14/SP	ENGL-114-601	11/SP	ENGL-115-602	12/SP	ENGL-116-602	13/SP	ESL-29C-680
11/SP	ED-100-601	11/SP	ENGL-114-602	11/FA	ENGL-115-602	12/FA	ENGL-116-602	12/FA	ESL-29C-686
11/SU	ED-100-601	11/FA	ENGL-114-602	12/SP	ENGL-115-602	13/SP	ENGL-116-602	12/SP	ESL-39C-660
11/FA	ED-100-601	12/SP	ENGL-114-602	12/FA	ENGL-115-602	13/FA	ENGL-116-602	12/SP	ESL-39C-680
12/SP	ED-100-601	12/FA	ENGL-114-602	13/FA	ENGL-115-602	14/SP	ENGL-116-602	12/FA	ESL-39C-680
12/FA	ED-100-601	13/FA	ENGL-114-602	11/SP	ENGL-115-603	11/SP	ENGL-116-603	13/SP	ESL-39C-680
13/SP	ED-100-601	14/SP	ENGL-114-602	12/SP	ENGL-115-603	12/SP	ENGL-116-603	12/SP	ESL-49C-660
13/SU	ED-100-601	14/SP	ENGL-114-603	13/SP	ENGL-115-603	14/SP	ENGL-116-603	12/SP	ESL-49C-680

Appendix

LIST OF HYBRID COURSES: FALL 2010-SPRING 2014 (Cont.)

TERM	HYBRID SECTION	TERM	HYBRID SECTION	TERM	HYBRID SECTION	TERM	HYBRID SECTION	TERM	HYBRID SECTION
12/FA	ESL-49C-680	11/FA	GEOG-100-680	14/SP	LIB-110-601	11/FA	MATH-45-680	14/SP	MEDOP-291-676
11/SP	ESL-59A-601	12/SP	GEOG-100-680	12/FA	LIB-110-603	12/SP	MATH-45-680	14/SP	MEDOP-292-676
11/SP	ESL-59B-601	12/FA	GEOG-100-680	13/FA	LIB-110-603	12/FA	MATH-45-680	11/SP	NC-47-601
10/FA	EVNT-154-601	13/SP	GEOG-100-680	10/FA	MATH-230-601	13/SP	MATH-45-680	11/SP	PD-100-602
11/SP	EVNT-154-601	13/FA	GEOG-100-680	12/FA	MATH-230-601	13/FA	MATH-45-680	12/FA	PD-290-601
11/FA	EVNT-154-601	14/SP	GEOG-100-680	13/FA	MATH-230-601	14/SP	MATH-45-680	13/FA	PD-290-601
12/SP	EVNT-154-601	11/FA	HIST-100-680	14/SP	MATH-230-601	12/FA	MATH-45-685	13/SP	PD-290-660
12/FA	EVNT-154-601	12/SP	HIST-100-680	10/FA	MATH-35-601	13/SP	MATH-45-685	13/SU	PD-290-660
13/SP	EVNT-154-601	12/FA	HIST-100-680	11/FA	MATH-35-601	13/FA	MATH-45-685	14/SP	PD-290-660
13/FA	EVNT-154-601	13/SP	HIST-100-680	11/SP	MATH-35-602	14/SP	MATH-45-685	13/FA	PD-291-601
14/SP	EVNT-154-660	13/FA	HIST-100-680	12/SP	MATH-35-602	10/FA	MATH-60-601	13/SP	PD-291-660
14/SP	FS-101-631	14/SP	HIST-100-680	11/SP	MATH-35-606	11/SP	MATH-60-601	13/SU	PD-291-660
12/SP	FS-108-631	13/FA	HLTH-204-680	12/SP	MATH-35-606	11/FA	MATH-60-601	11/FA	PHIL-101-686
10/FA	FS-290-631	14/SP	HLTH-204-680	10/FA	MATH-35-630	12/SP	MATH-60-601	12/SP	PHIL-103-680
11/SP	FS-290-631	10/FA	HTM-150-601	11/FA	MATH-35-630	10/FA	MATH-60-603	10/FA	PS-101-601
11/FA	FS-290-631	11/SP	HTM-150-601	14/SP	MATH-35-650	11/FA	MATH-60-603	12/SP	PS-101-680
12/SP	FS-290-631	11/FA	HTM-150-601	11/FA	MATH-35-680	11/SP	MATH-60-604	11/FA	PS-102-680
12/FA	FS-290-631	12/SP	HTM-150-601	12/SP	MATH-35-680	12/SP	MATH-60-604	12/FA	PS-102-680
13/SP	FS-290-631	12/FA	HTM-150-601	12/FA	MATH-35-680	11/FA	MATH-60-605	13/SP	PS-102-680
13/FA	FS-290-631	13/SP	HTM-150-601	13/SP	MATH-35-680	10/FA	MATH-60-660	11/FA	PSYC-101-686
14/SP	FS-290-631	13/FA	HTM-150-601	13/FA	MATH-35-680	11/SP	MATH-60-660	12/SP	PSYC-101-686
10/FA	FS-291-631	14/SP	HTM-150-660	14/SP	MATH-35-680	11/FA	MATH-60-660	12/FA	PSYC-101-686
11/SP	FS-291-631	11/SP	LDR-148-631	10/FA	MATH-45-601	12/SP	MATH-60-660	13/SP	PSYC-101-686
11/FA	FS-291-631	11/SP	LDR-149-631	11/SP	MATH-45-601	11/FA	MATH-60-686	13/FA	PSYC-101-686
12/SP	FS-291-631	10/FA	LEGL-225-601	11/FA	MATH-45-601	12/SP	MATH-60-686	14/SP	PSYC-101-686
12/FA	FS-291-631	11/FA	LEGL-225-601	12/SP	MATH-45-601	12/FA	MATH-60-686	12/SP	PSYC-270-680
13/FA	FS-291-631	12/FA	LEGL-225-601	10/FA	MATH-45-603	13/SP	MATH-60-686	12/FA	PSYC-270-680
14/SP	FS-291-631	13/FA	LEGL-225-601	11/SP	MATH-45-603	13/FA	MATH-60-686	13/SP	PSYC-270-680
10/FA	FS-292-631	10/FA	LEGL-256-601	11/FA	MATH-45-603	14/SP	MATH-60-686	13/FA	PSYC-270-680
11/FA	FS-292-631	11/FA	LEGL-256-601	12/SP	MATH-45-603	13/FA	MEDOP-230-676	14/SP	PSYC-270-680
12/SP	FS-292-631	11/SP	LEGL-264-601	14/SP	MATH-45-650	13/FA	MEDOP-230-677	11/FA	PSYC-270-686
12/FA	FS-292-631	10/FA	LIB-110-601	10/FA	MATH-45-660	11/FA	MEDOP-231-676	12/SP	PSYC-270-686
14/SP	FS-292-631	11/FA	LIB-110-601	11/SP	MATH-45-660	12/FA	MEDOP-231-676	10/FA	RDG-158-601
11/SP	FS-293-631	12/SP	LIB-110-601	11/FA	MATH-45-660	13/SP	MEDOP-290-676	11/FA	RDG-158-601
12/FA	FS-293-631	13/SP	LIB-110-601	12/SP	MATH-45-660	14/SP	MEDOP-290-676	10/FA	RDG-158-602

Appendix

LIST OF HYBRID COURSES: FALL 2010-SPRING 2014 (Cont.)

TERM	HYBRID SECTION	TERM	HYBRID SECTION	TERM	HYBRID SECTION	TERM	HYBRID SECTION	TERM	HYBRID SECTION
11/SP	RDG-158-602	13/FA	SOC-101-685						
11/FA	RDG-158-602	14/SP	SOC-101-685						
12/SP	RDG-158-602	12/SP	SOC-270-680						
12/FA	RDG-158-602	12/FA	SOC-270-680						
13/FA	RDG-158-602	13/SP	SOC-270-680						
12/SP	RDG-158-603	13/FA	SOC-270-680						
13/SP	RDG-158-603	14/SP	SOC-270-680						
14/SP	RDG-158-603	11/FA	SOC-270-686						
11/FA	RDG-158-680	12/SP	SOC-270-686						
12/SP	RDG-158-680	11/SP	T&T-260-631						
12/FA	RDG-158-680								
13/SP	RDG-158-680								
13/FA	RDG-158-680								
14/SP	RDG-158-680								
14/SP	RDG-54-604								
13/FA	RDG-54-610								
14/SP	RDG-56-604								
13/FA	RDG-56-610								
10/FA	RE-101-601								
11/FA	RE-101-601								
12/FA	RE-101-601								
11/SP	RE-104-601								
11/FA	RE-104-601								
10/FA	RE-106-601								
12/FA	RE-110-601								
11/FA	SOC-101-680								
12/SP	SOC-101-680								
12/FA	SOC-101-680								
13/SP	SOC-101-680								
13/FA	SOC-101-680								
14/SP	SOC-101-680								
11/FA	SOC-101-685								
12/SP	SOC-101-685								
12/FA	SOC-101-685								
13/SP	SOC-101-685								

Appendix

LIST OF ONLINE COURSES: FALL 2010-SPRING 2014

TERM	ONLINE SECTION	TERM	ONLINE SECTION	TERM	ONLINE SECTION	TERM	ONLINE SECTION	TERM	ONLINE SECTION
10/FA	ACCT-101-501	12/FA	AJ-111-501	13/FA	AJ-156-501	13/SP	ANTH-102-501	14/SP	ART-104-503
11/SP	ACCT-101-501	13/SP	AJ-111-501	10/FA	AJ-161-501	13/SU	ANTH-102-501	10/FA	ART-104-504
11/FA	ACCT-101-501	13/SU	AJ-111-501	11/SP	AJ-161-501	13/FA	ANTH-102-501	11/SP	ART-104-504
12/SP	ACCT-101-501	13/FA	AJ-111-501	11/FA	AJ-161-501	14/SP	ANTH-102-501	11/FA	ART-104-504
12/FA	ACCT-101-501	14/SP	AJ-111-501	12/SP	AJ-161-501	11/SP	ANTH-102-502	12/SP	ART-104-504
13/SP	ACCT-101-501	10/FA	AJ-111-502	12/FA	AJ-161-501	12/SP	ANTH-102-502	12/FA	ART-104-504
13/SU	ACCT-101-501	11/FA	AJ-111-502	13/SP	AJ-161-501	13/SP	ANTH-102-502	13/FA	ART-104-504
13/FA	ACCT-101-501	12/FA	AJ-111-502	13/FA	AJ-161-501	14/SP	ANTH-102-502	14/SP	ART-104-504
14/SP	ACCT-101-501	13/FA	AJ-111-502	14/SP	AJ-161-501	11/SP	ANTH-102-503	10/FA	ART-104-505
10/FA	ACCT-101-502	14/SP	AJ-111-502	10/FA	ANTH-101-501	12/SP	ANTH-102-503	11/FA	ART-104-505
11/SP	ACCT-101-502	11/SP	AJ-111-503	11/SP	ANTH-101-501	14/SP	ANTH-102-503	13/FA	ART-104-505
11/FA	ACCT-101-502	12/SP	AJ-111-503	11/SU	ANTH-101-501	11/SP	ANTH-103-501	11/FA	ART-104-506
12/SP	ACCT-101-502	13/SP	AJ-111-503	11/FA	ANTH-101-501	12/SP	ANTH-103-501	12/FA	ART-104-506
12/FA	ACCT-101-502	14/SP	AJ-111-503	12/SP	ANTH-101-501	10/FA	ANTH-110-501	13/FA	ART-104-506
13/FA	ACCT-101-502	11/SP	AJ-111-504	12/FA	ANTH-101-501	11/FA	ANTH-110-501	10/FA	ART-149-501
11/SP	ACCT-101-503	12/SP	AJ-111-504	13/SP	ANTH-101-501	12/FA	ANTH-110-501	11/SP	ART-149-501
12/SP	ACCT-101-503	13/SP	AJ-111-504	13/SU	ANTH-101-501	13/FA	ANTH-110-501	12/SP	ART-149-501
13/FA	ACCT-101-503	10/FA	AJ-151-501	13/FA	ANTH-101-501	11/SU	ART-104-501	13/SP	ART-149-501
10/FA	ACCT-102-501	11/SP	AJ-151-501	14/SP	ANTH-101-501	13/SU	ART-104-501	14/SP	ART-149-501
11/SP	ACCT-102-501	11/FA	AJ-151-501	11/SU	ANTH-101-502	10/FA	ART-104-502	11/FA	ART-149-502
11/FA	ACCT-102-501	12/SP	AJ-151-501	11/FA	ANTH-101-502	11/SP	ART-104-502	12/FA	ART-149-502
12/SP	ACCT-102-501	12/FA	AJ-151-501	12/SP	ANTH-101-502	11/FA	ART-104-502	13/FA	ART-149-502
12/FA	ACCT-102-501	13/SP	AJ-151-501	13/SP	ANTH-101-502	12/SP	ART-104-502	10/FA	ART-150-501
13/SP	ACCT-102-501	13/FA	AJ-151-501	14/SP	ANTH-101-502	12/FA	ART-104-502	11/FA	ART-150-501
13/FA	ACCT-102-501	14/SP	AJ-151-501	10/FA	ANTH-102-501	13/SP	ART-104-502	12/FA	ART-150-501
14/SP	ACCT-102-501	10/FA	AJ-151-502	11/SP	ANTH-102-501	13/SU	ART-104-502	13/SU	ART-150-501
10/FA	ACCT-153-501	11/SP	AJ-151-502	11/SU	ANTH-102-501	13/FA	ART-104-502	13/FA	ART-150-501
11/FA	ACCT-153-501	11/FA	AJ-151-502	11/FA	ANTH-102-501	14/SP	ART-104-502	14/SP	ART-150-501
12/FA	ACCT-153-501	12/SP	AJ-151-502	12/SP	ANTH-102-501	10/FA	ART-104-503	11/SP	ART-151-501
13/FA	ACCT-153-501	12/FA	AJ-151-502	12/FA	ANTH-102-501	11/SP	ART-104-503	12/SP	ART-151-501
10/FA	AJ-111-501	13/SP	AJ-151-502	13/FA	AJ-156-501	11/FA	ART-104-503	13/SP	ART-151-501
11/SP	AJ-111-501	13/FA	AJ-151-502	10/FA	AJ-161-501	12/SP	ART-104-503	14/SP	ART-151-501
11/SU	AJ-111-501	14/SP	AJ-151-502	11/SP	AJ-161-501	12/FA	ART-104-503	10/FA	ART-157-501
11/FA	AJ-111-501	11/SP	AJ-151-503	11/FA	AJ-161-501	13/SP	ART-104-503	11/SP	ART-157-501
12/SP	AJ-111-501	12/SP	AJ-151-503	12/SP	AJ-161-501	13/FA	ART-104-503	11/FA	ART-157-501

Appendix

LIST OF ONLINE COURSES: FALL 2010-SPRING 2014 (Cont.)

TERM	ONLINE SECTION	TERM	ONLINE SECTION	TERM	ONLINE SECTION	TERM	ONLINE SECTION	TERM	ONLINE SECTION
12/SP	ART-157-501	14/SP	BIOL-145-501	11/FA	BUS-121-501	13/SP	BUS-126-531	13/SU	BUS-140-502
12/FA	ART-157-501	12/SP	BIOL-180-501	12/SP	BUS-121-501	13/FA	BUS-126-531	13/FA	BUS-140-502
13/FA	ART-157-501	12/FA	BIOL-180-501	12/FA	BUS-121-501	14/SP	BUS-126-531	14/SP	BUS-140-502
11/SP	ART-157-502	13/FA	BIOL-180-501	13/SP	BUS-121-501	11/SP	BUS-129-501	12/SP	BUS-140-503
11/FA	ART-157-502	14/SP	BIOL-180-501	13/SU	BUS-121-501	13/SP	BUS-129-501	13/FA	BUS-140-503
12/SP	ART-157-502	10/FA	BUS-100-531	13/FA	BUS-121-501	14/SP	BUS-129-501	14/SP	BUS-140-503
13/SP	ART-157-502	11/FA	BUS-100-531	14/SP	BUS-121-501	12/SP	BUS-129-502	10/FA	BUS-142-501
14/SP	ART-157-502	12/SP	BUS-100-531	11/FA	BUS-121-502	12/FA	BUS-129-502	11/SP	BUS-142-501
11/SU	BIOL-100-501	12/FA	BUS-100-531	12/SP	BUS-121-502	13/FA	BUS-129-502	11/FA	BUS-142-501
11/FA	BIOL-100-501	13/SP	BUS-100-531	12/FA	BUS-121-502	10/FA	BUS-134-501	12/FA	BUS-142-501
12/SP	BIOL-100-501	13/FA	BUS-100-531	13/FA	BUS-121-502	11/SP	BUS-134-501	13/FA	BUS-142-501
12/FA	BIOL-100-501	14/SP	BUS-100-531	10/FA	BUS-122-531	11/FA	BUS-134-501	14/SP	BUS-142-501
13/SP	BIOL-100-501	10/FA	BUS-120-501	11/SP	BUS-122-531	12/SP	BUS-134-501	12/SP	BUS-142-502
13/SU	BIOL-100-501	11/SP	BUS-120-501	11/FA	BUS-122-531	12/FA	BUS-134-501	13/SP	BUS-142-502
13/FA	BIOL-100-501	11/SU	BUS-120-501	12/SP	BUS-122-531	13/SP	BUS-134-501	11/SP	BUS-143-501
14/SP	BIOL-100-501	11/FA	BUS-120-501	12/FA	BUS-122-531	13/FA	BUS-134-501	12/SP	BUS-143-501
11/SU	BIOL-100-502	12/SP	BUS-120-501	13/FA	BUS-122-531	14/SP	BUS-134-501	13/SP	BUS-143-501
11/FA	BIOL-100-502	12/FA	BUS-120-501	10/FA	BUS-123-501	11/SP	BUS-136-531	14/SP	BUS-143-501
12/SP	BIOL-100-502	13/SP	BUS-120-501	11/FA	BUS-123-501	10/FA	BUS-140-501	10/FA	BUS-150-501
12/FA	BIOL-100-502	13/SU	BUS-120-501	12/SP	BUS-123-501	11/SP	BUS-140-501	11/SP	BUS-150-501
13/SP	BIOL-100-502	13/FA	BUS-120-501	12/FA	BUS-123-501	11/SU	BUS-140-501	11/FA	BUS-150-501
13/FA	BIOL-100-502	14/SP	BUS-120-501	13/SP	BUS-123-501	11/FA	BUS-140-501	12/SP	BUS-150-501
14/SP	BIOL-100-502	10/FA	BUS-120-502	13/FA	BUS-123-501	12/SP	BUS-140-501	12/FA	BUS-150-501
11/FA	BIOL-100-503	11/SP	BUS-120-502	14/SP	BUS-123-501	12/FA	BUS-140-501	13/SP	BUS-150-501
12/FA	BIOL-100-503	11/SU	BUS-120-502	11/FA	BUS-123-502	13/SP	BUS-140-501	13/SU	BUS-150-501
13/SP	BIOL-100-503	11/FA	BUS-120-502	12/SP	BUS-123-502	13/SU	BUS-140-501	13/FA	BUS-150-501
13/SU	BIOL-100-503	12/SP	BUS-120-502	12/FA	BUS-123-502	13/FA	BUS-140-501	14/SP	BUS-150-501
13/FA	BIOL-100-503	12/FA	BUS-120-502	13/SP	BUS-123-502	14/SP	BUS-140-501	11/SP	BUS-150-502
14/SP	BIOL-100-503	13/SP	BUS-120-502	13/FA	BUS-123-502	10/FA	BUS-140-502	12/SP	BUS-150-502
14/SP	BIOL-100-504	13/SU	BUS-120-502	14/SP	BUS-123-502	11/SP	BUS-140-502	13/FA	BUS-150-502
12/FA	BIOL-143-501	13/FA	BUS-120-502	10/FA	BUS-126-531	11/SU	BUS-140-502	12/SP	BUS-151-531
13/FA	BIOL-143-501	14/SP	BUS-120-502	11/SP	BUS-126-531	11/FA	BUS-140-502	13/SP	BUS-151-531
11/SU	BIOL-143-502	13/FA	BUS-120-503	11/FA	BUS-126-531	12/SP	BUS-140-502	13/FA	BUS-151-531
12/SP	BIOL-145-501	11/SP	BUS-121-501	12/SP	BUS-126-531	12/FA	BUS-140-502	14/SP	BUS-151-531
13/SU	BIOL-145-501	11/SU	BUS-121-501	12/FA	BUS-126-531	13/SP	BUS-140-502	11/SP	BUS-152-501

Appendix

LIST OF ONLINE COURSES: FALL 2010-SPRING 2014 (Cont.)

TERM	ONLINE SECTION	TERM	ONLINE SECTION	TERM	ONLINE SECTION	TERM	ONLINE SECTION	TERM	ONLINE SECTION
11/FA	BUS-152-501	11/SP	BUS-183-502	12/SP	BUS-210-501	11/FA	BUS-239-501	11/FA	CD-170-501
12/SP	BUS-152-501	12/SP	BUS-183-502	12/FA	BUS-210-501	12/SP	BUS-239-501	12/SP	CD-170-501
12/FA	BUS-152-501	12/FA	BUS-183-502	13/SP	BUS-210-501	12/FA	BUS-239-501	12/FA	CD-170-501
13/SP	BUS-152-501	11/SP	BUS-183-503	13/FA	BUS-210-501	13/SP	BUS-239-501	13/SP	CD-170-501
13/FA	BUS-152-501	12/SP	BUS-183-503	14/SP	BUS-210-501	13/FA	BUS-239-501	13/FA	CD-170-501
14/SP	BUS-152-501	10/FA	BUS-183-531	11/SP	BUS-210-502	14/SP	BUS-239-501	14/SP	CD-170-501
10/FA	BUS-152-531	10/FA	BUS-183-532	12/SP	BUS-210-502	10/FA	BUS-52-531	10/FA	CD-170-502
10/FA	BUS-173-531	10/FA	BUS-191-531	12/FA	BUS-210-502	11/SP	BUS-52-531	11/SP	CD-170-502
11/SP	BUS-173-531	11/SP	BUS-191-531	13/SP	BUS-210-502	11/FA	BUS-52-531	11/FA	CD-170-502
11/FA	BUS-173-531	11/FA	BUS-191-531	13/FA	BUS-210-502	12/SP	BUS-52-531	12/SP	CD-170-502
12/SP	BUS-173-531	12/SP	BUS-191-531	14/SP	BUS-210-502	11/SP	BUS-70-501	12/FA	CD-170-502
12/FA	BUS-173-531	10/FA	BUS-192-531	10/FA	BUS-211-501	11/SP	BUS-71-501	13/SP	CD-170-502
13/SP	BUS-173-531	11/SP	BUS-192-531	11/SP	BUS-211-501	13/SP	BUS-83-531	13/FA	CD-170-502
14/SP	BUS-173-531	11/FA	BUS-192-531	11/FA	BUS-211-501	14/SP	BUS-83-531	14/SP	CD-170-502
10/FA	BUS-174-501	12/SP	BUS-192-531	12/SP	BUS-211-501	13/SP	BUS-84-531	11/SP	CD-170-503
11/SP	BUS-174-501	12/FA	BUS-192-531	12/FA	BUS-211-501	14/SP	BUS-84-531	11/FA	CD-170-503
11/FA	BUS-174-501	13/SP	BUS-192-531	13/SP	BUS-211-501	10/FA	BUS-96-531	12/SP	CD-170-503
12/SP	BUS-174-501	10/FA	BUS-200A-501	13/FA	BUS-211-501	11/SP	BUS-96-531	12/FA	CD-170-503
12/FA	BUS-174-501	11/SP	BUS-200A-501	14/SP	BUS-211-501	11/FA	BUS-96-531	13/SP	CD-170-503
13/SP	BUS-174-501	11/FA	BUS-200A-501	11/SP	BUS-211-502	12/SP	BUS-96-531	13/FA	CD-170-503
13/FA	BUS-174-501	12/SP	BUS-200A-501	12/SP	BUS-211-502	12/FA	BUS-96-531	14/SP	CD-170-503
14/SP	BUS-174-501	12/FA	BUS-200A-501	12/FA	BUS-211-502	13/FA	BUS-96-531	13/FA	CD-170-504
10/FA	BUS-177-531	10/FA	BUS-200B-501	13/SP	BUS-211-502	11/SP	CA-181-501	14/SP	CD-170-504
11/SP	BUS-177-531	11/FA	BUS-200B-501	13/FA	BUS-211-502	12/SP	CA-181-501	13/SU	CD-170-580
11/FA	BUS-177-531	12/SP	BUS-200B-501	14/SP	BUS-211-502	13/SP	CA-181-501	13/SU	CD-170-581
12/SP	BUS-177-531	12/FA	BUS-200B-501	11/SP	BUS-211-503	14/SP	CA-181-501	10/FA	CD-170L-501
12/FA	BUS-177-531	13/SP	BUS-200B-501	11/SP	BUS-229-580	12/SP	CD-135-501	11/SP	CD-170L-501
13/SP	BUS-177-531	11/SP	BUS-200B-502	11/FA	BUS-229-580	12/FA	CD-135-501	11/SU	CD-170L-501
13/FA	BUS-177-531	11/SP	BUS-206-501	12/SP	BUS-229-580	13/SP	CD-135-501	11/FA	CD-170L-501
11/SU	BUS-183-501	12/SP	BUS-206-501	12/FA	BUS-229-580	13/FA	CD-135-501	13/SP	CD-170L-501
11/FA	BUS-183-501	13/SP	BUS-206-501	13/SP	BUS-229-580	14/SP	CD-135-501	11/SP	CD-170L-502
12/FA	BUS-183-501	10/FA	BUS-210-501	13/SU	BUS-229-580	13/SU	CD-135-580	11/FA	CD-170L-502
13/SP	BUS-183-501	11/SP	BUS-210-501	13/FA	BUS-229-580	10/FA	CD-170-501	13/SP	CD-170L-502
13/FA	BUS-183-501	11/SU	BUS-210-501	10/FA	BUS-239-501	11/SP	CD-170-501	11/SP	CD-170L-503
14/SP	BUS-183-501	11/FA	BUS-210-501	11/SP	BUS-239-501	11/SU	CD-170-501	10/FA	CD-170L-504

Appendix

LIST OF ONLINE COURSES: FALL 2010-SPRING 2014 (Cont.)

TERM	ONLINE SECTION	TERM	ONLINE SECTION	TERM	ONLINE SECTION	TERM	ONLINE SECTION	TERM	ONLINE SECTION
11/SP	CD-284-501	11/SU	CIS-101-504	13/FA	CIS-101-508	12/FA	CIS-115-501	10/FA	CIS-150-501
11/SU	CD-284-501	11/FA	CIS-101-504	10/FA	CIS-101-509	13/SP	CIS-115-501	11/SP	CIS-150-501
12/SP	CD-284-501	12/SP	CIS-101-504	11/SP	CIS-101-509	13/SU	CIS-115-501	11/FA	CIS-150-501
12/FA	CD-284-501	12/FA	CIS-101-504	11/FA	CIS-101-509	13/FA	CIS-115-501	12/SP	CIS-150-501
13/SP	CD-284-501	13/SP	CIS-101-504	12/SP	CIS-101-509	14/SP	CIS-115-501	12/FA	CIS-150-501
13/FA	CD-284-501	13/SU	CIS-101-504	12/FA	CIS-101-509	11/SP	CIS-117-501	13/SP	CIS-150-501
13/SU	CD-284-580	13/FA	CIS-101-504	13/FA	CIS-101-509	12/SP	CIS-117-501	13/FA	CIS-150-501
10/FA	CIS-101-501	14/SP	CIS-101-504	11/FA	CIS-101-510	13/SP	CIS-117-501	14/SP	CIS-150-501
11/SP	CIS-101-501	10/FA	CIS-101-505	12/FA	CIS-101-510	14/SP	CIS-117-501	10/FA	CIS-151-501
11/SU	CIS-101-501	11/SP	CIS-101-505	13/SP	CIS-101-510	11/SP	CIS-122B-501	11/SP	CIS-151-501
11/FA	CIS-101-501	11/SU	CIS-101-505	13/FA	CIS-101-510	12/SP	CIS-122B-501	11/FA	CIS-151-501
12/SP	CIS-101-501	11/FA	CIS-101-505	14/SP	CIS-101-510	11/FA	CIS-129-501	12/SP	CIS-151-501
13/SP	CIS-101-501	12/SP	CIS-101-505	12/FA	CIS-101-511	12/FA	CIS-129-501	12/FA	CIS-151-501
13/SU	CIS-101-501	12/FA	CIS-101-505	13/SP	CIS-101-511	13/SP	CIS-129-501	13/SP	CIS-151-501
14/SP	CIS-101-501	13/SP	CIS-101-505	13/FA	CIS-101-511	13/FA	CIS-129-501	13/FA	CIS-151-501
10/FA	CIS-101-502	13/SU	CIS-101-505	14/SP	CIS-101-511	14/SP	CIS-129-501	14/SP	CIS-151-501
11/SP	CIS-101-502	13/FA	CIS-101-505	12/FA	CIS-101-512	10/FA	CIS-130-501	11/FA	CIS-152-501
11/SU	CIS-101-502	14/SP	CIS-101-505	13/FA	CIS-101-512	11/SP	CIS-130-501	12/SP	CIS-152-501
11/FA	CIS-101-502	10/FA	CIS-101-506	14/SP	CIS-101-512	12/SP	CIS-130-501	12/FA	CIS-152-501
12/SP	CIS-101-502	11/SP	CIS-101-506	14/SP	CIS-101-515	10/FA	CIS-133-501	13/SP	CIS-152-501
12/FA	CIS-101-502	11/FA	CIS-101-506	10/FA	CIS-108-501	11/SP	CIS-133-501	13/FA	CIS-152-501
13/SP	CIS-101-502	12/SP	CIS-101-506	11/SP	CIS-108-501	11/FA	CIS-133-501	14/SP	CIS-152-501
13/SU	CIS-101-502	12/FA	CIS-101-506	11/FA	CIS-108-501	12/SP	CIS-133-501	10/FA	CIS-153-501
13/FA	CIS-101-502	13/SP	CIS-101-506	12/SP	CIS-108-501	12/FA	CIS-133-501	11/SP	CIS-153-501
14/SP	CIS-101-502	13/FA	CIS-101-506	12/FA	CIS-108-501	13/SP	CIS-133-501	11/FA	CIS-153-501
10/FA	CIS-101-503	14/SP	CIS-101-506	13/SP	CIS-108-501	13/FA	CIS-133-501	12/SP	CIS-153-501
11/SP	CIS-101-503	11/SP	CIS-101-507	13/FA	CIS-108-501	14/SP	CIS-133-501	12/FA	CIS-153-501
11/SU	CIS-101-503	12/SP	CIS-101-507	14/SP	CIS-108-501	10/FA	CIS-146-501	13/SP	CIS-153-501
11/FA	CIS-101-503	13/SP	CIS-101-507	11/SU	CIS-109-501	11/SP	CIS-146-501	13/FA	CIS-153-501
12/SP	CIS-101-503	14/SP	CIS-101-507	12/FA	CIS-109-501	11/FA	CIS-146-501	14/SP	CIS-153-501
12/FA	CIS-101-503	10/FA	CIS-101-508	13/FA	CIS-109-501	12/SP	CIS-146-501	10/FA	CIS-166-501
13/SU	CIS-101-503	11/SP	CIS-101-508	10/FA	CIS-115-501	12/FA	CIS-146-501	11/SP	CIS-166-501
13/FA	CIS-101-503	11/FA	CIS-101-508	11/SP	CIS-115-501	13/SP	CIS-146-501	11/FA	CIS-166-501
10/FA	CIS-101-504	12/SP	CIS-101-508	11/FA	CIS-115-501	13/FA	CIS-146-501	12/SP	CIS-166-501
11/SP	CIS-101-504	12/FA	CIS-101-508	12/SP	CIS-115-501	14/SP	CIS-146-501	12/FA	CIS-166-501

Appendix

LIST OF ONLINE COURSES: FALL 2010-SPRING 2014 (Cont.)

TERM	ONLINE SECTION	TERM	ONLINE SECTION	TERM	ONLINE SECTION	TERM	ONLINE SECTION	TERM	ONLINE SECTION
13/SP	CIS-166-501	12/SP	CL-120-502	12/SP	CL-120-509	11/SP	ECON-101-501	11/SU	ECON-102-502
13/FA	CIS-166-501	12/FA	CL-120-502	14/SP	CL-120-509	11/SU	ECON-101-501	11/FA	ECON-102-502
14/SP	CIS-166-501	13/SP	CL-120-502	11/SP	CL-120-510	11/FA	ECON-101-501	12/SP	ECON-102-502
11/SP	CIS-167-501	13/SU	CL-120-502	12/SP	CL-120-510	12/SP	ECON-101-501	12/FA	ECON-102-502
12/SP	CIS-167-501	13/FA	CL-120-502	14/SP	CL-120-510	12/FA	ECON-101-501	13/SP	ECON-102-502
10/FA	CIS-226-501	14/SP	CL-120-502	12/SP	CL-120-511	13/SP	ECON-101-501	13/FA	ECON-102-502
11/SP	CIS-226-501	11/SP	CL-120-503	14/SP	CL-120-511	13/SU	ECON-101-501	14/SP	ECON-102-502
11/FA	CIS-226-501	11/FA	CL-120-503	12/SP	CL-120-512	13/FA	ECON-101-501	11/SP	ECON-102-503
12/SP	CIS-226-501	12/FA	CL-120-503	12/SP	CL-120-513	14/SP	ECON-101-501	12/SP	ECON-102-503
12/FA	CIS-226-501	13/SP	CL-120-503	11/SP	COMM-176-501	10/FA	ECON-101-502	13/SP	ECON-102-503
13/SP	CIS-226-501	13/SU	CL-120-503	11/SU	COMM-176-501	11/SP	ECON-101-502	14/SP	ECON-102-503
13/FA	CIS-226-501	13/FA	CL-120-503	12/SP	COMM-176-501	11/SU	ECON-101-502	10/FA	ED-100-501
14/SP	CIS-226-501	14/SP	CL-120-503	12/FA	COMM-176-501	11/FA	ECON-101-502	12/SP	ED-101-501
10/FA	CIS-239-501	11/SP	CL-120-504	13/SP	COMM-176-501	12/SP	ECON-101-502	14/SP	ED-101-501
11/SP	CIS-239-501	12/FA	CL-120-504	13/SU	COMM-176-501	12/FA	ECON-101-502	10/FA	ENGL-114-501
11/FA	CIS-239-501	13/SP	CL-120-504	13/FA	COMM-176-501	13/SP	ECON-101-502	11/SP	ENGL-114-501
12/SP	CIS-239-501	13/SU	CL-120-504	14/SP	COMM-176-501	13/FA	ECON-101-502	11/SU	ENGL-114-501
12/FA	CIS-239-501	13/FA	CL-120-504	11/FA	COMM-176-502	14/SP	ECON-101-502	11/FA	ENGL-114-501
13/SP	CIS-239-501	14/SP	CL-120-504	12/SP	COMM-176-502	10/FA	ECON-101-503	12/SP	ENGL-114-501
13/FA	CIS-239-501	13/SP	CL-120-505	12/FA	COMM-176-502	11/FA	ECON-101-503	12/FA	ENGL-114-501
14/SP	CIS-239-501	13/FA	CL-120-505	13/SP	COMM-176-502	12/FA	ECON-101-503	13/SP	ENGL-114-501
11/SP	CIS-255-501	14/SP	CL-120-505	13/FA	COMM-176-502	13/FA	ECON-101-503	13/SU	ENGL-114-501
10/FA	CL-120-501	11/SP	CL-120-506	14/SP	COMM-176-502	14/SP	ECON-101-503	13/FA	ENGL-114-501
11/SP	CL-120-501	13/SP	CL-120-506	10/FA	COMM-176-503	10/FA	ECON-102-501	14/SP	ENGL-114-501
11/SU	CL-120-501	13/FA	CL-120-506	14/SP	COMM-176-503	11/SP	ECON-102-501	10/FA	ENGL-114-502
11/FA	CL-120-501	14/SP	CL-120-506	10/FA	ECON-100-501	11/SU	ECON-102-501	11/SP	ENGL-114-502
12/SP	CL-120-501	11/SP	CL-120-507	11/SP	ECON-100-501	11/FA	ECON-102-501	11/SU	ENGL-114-502
12/FA	CL-120-501	12/SP	CL-120-507	11/FA	ECON-100-501	12/SP	ECON-102-501	11/FA	ENGL-114-502
13/SP	CL-120-501	13/SP	CL-120-507	12/SP	ECON-100-501	12/FA	ECON-102-501	12/SP	ENGL-114-502
13/SU	CL-120-501	14/SP	CL-120-507	12/FA	ECON-100-501	13/SP	ECON-102-501	12/FA	ENGL-114-502
13/FA	CL-120-501	11/SP	CL-120-508	13/SP	ECON-100-501	13/SU	ECON-102-501	13/SP	ENGL-114-502
14/SP	CL-120-501	12/SP	CL-120-508	13/FA	ECON-100-501	13/FA	ECON-102-501	13/FA	ENGL-114-502
10/FA	CL-120-502	13/SP	CL-120-508	11/SP	ECON-100-502	14/SP	ECON-102-501	14/SP	ENGL-114-502
11/SP	CL-120-502	14/SP	CL-120-508	12/SP	ECON-100-502	10/FA	ECON-102-502	10/FA	ENGL-114-503
11/FA	CL-120-502	11/SP	CL-120-509	10/FA	ECON-101-501	11/SP	ECON-102-502	11/SP	ENGL-114-503

Appendix

LIST OF ONLINE COURSES: FALL 2010-SPRING 2014 (Cont.)

TERM	ONLINE SECTION	TERM	ONLINE SECTION	TERM	ONLINE SECTION	TERM	ONLINE SECTION	TERM	ONLINE SECTION
11/FA	ENGL-114-503	13/FA	ENGL-115-501	13/FA	ENGL-115-506	12/FA	ENGL-116-503	12/SP	ENGL-117B-501
12/SP	ENGL-114-503	14/SP	ENGL-115-501	14/SP	ENGL-115-506	13/SP	ENGL-116-503	12/FA	ENGL-117B-501
12/FA	ENGL-114-503	10/FA	ENGL-115-502	11/SP	ENGL-115-507	13/FA	ENGL-116-503	13/SP	ENGL-117B-501
13/SP	ENGL-114-503	11/SP	ENGL-115-502	11/FA	ENGL-115-507	14/SP	ENGL-116-503	10/FA	ENGL-117C-501
13/SU	ENGL-114-503	11/SU	ENGL-115-502	12/SP	ENGL-115-507	10/FA	ENGL-116-504	11/SP	ENGL-117C-501
13/FA	ENGL-114-503	11/FA	ENGL-115-502	12/FA	ENGL-115-507	11/SP	ENGL-116-504	11/FA	ENGL-117C-501
14/SP	ENGL-114-503	12/SP	ENGL-115-502	13/FA	ENGL-115-507	11/FA	ENGL-116-504	12/SP	ENGL-117C-501
10/FA	ENGL-114-504	12/FA	ENGL-115-502	14/SP	ENGL-115-507	12/SP	ENGL-116-504	13/SP	ENGL-117C-501
11/SP	ENGL-114-504	13/SP	ENGL-115-502	11/SP	ENGL-115-508	12/FA	ENGL-116-504	13/FA	ENGL-120-501
11/FA	ENGL-114-504	13/FA	ENGL-115-502	11/FA	ENGL-115-508	13/SP	ENGL-116-504	14/SP	ENGL-120-501
12/SP	ENGL-114-504	14/SP	ENGL-115-502	12/SP	ENGL-115-508	13/FA	ENGL-116-504	13/FA	ENGL-121-501
12/FA	ENGL-114-504	10/FA	ENGL-115-503	12/FA	ENGL-115-508	14/SP	ENGL-116-504	14/SP	ENGL-121-501
13/SP	ENGL-114-504	11/SP	ENGL-115-503	13/FA	ENGL-115-508	10/FA	ENGL-116-505	13/FA	ENGL-122-501
13/FA	ENGL-114-504	11/FA	ENGL-115-503	13/FA	ENGL-115-509	11/SP	ENGL-116-505	14/SP	ENGL-122-501
14/SP	ENGL-114-504	12/SP	ENGL-115-503	10/FA	ENGL-116-501	11/FA	ENGL-116-505	10/FA	ENGL-175A-501
10/FA	ENGL-114-505	12/FA	ENGL-115-503	11/SP	ENGL-116-501	12/SP	ENGL-116-505	12/FA	ENGL-175A-501
11/SP	ENGL-114-505	13/SP	ENGL-115-503	11/SU	ENGL-116-501	12/FA	ENGL-116-505	10/FA	ENGL-175B-501
11/FA	ENGL-114-505	13/SU	ENGL-115-503	11/FA	ENGL-116-501	13/SP	ENGL-116-505	12/FA	ENGL-175B-501
12/SP	ENGL-114-505	13/FA	ENGL-115-503	12/SP	ENGL-116-501	13/FA	ENGL-116-505	10/FA	ENGL-220-501
12/FA	ENGL-114-505	14/SP	ENGL-115-503	12/FA	ENGL-116-501	14/SP	ENGL-116-505	11/SU	ENGL-220-501
13/FA	ENGL-114-505	10/FA	ENGL-115-504	13/SP	ENGL-116-501	11/FA	ENGL-116-506	11/FA	ENGL-220-501
14/SP	ENGL-114-505	11/FA	ENGL-115-504	13/SU	ENGL-116-501	12/FA	ENGL-116-506	12/FA	ENGL-220-501
11/SP	ENGL-114-506	12/SP	ENGL-115-504	13/FA	ENGL-116-501	13/SP	ENGL-116-506	13/SU	ENGL-220-501
11/FA	ENGL-114-506	12/FA	ENGL-115-504	14/SP	ENGL-116-501	13/FA	ENGL-116-506	13/FA	ENGL-220-501
12/SP	ENGL-114-506	13/SP	ENGL-115-504	10/FA	ENGL-116-502	14/SP	ENGL-116-506	10/FA	ENGL-220-502
13/FA	ENGL-114-506	13/FA	ENGL-115-504	11/SP	ENGL-116-502	13/FA	ENGL-116-507	11/SP	ENGL-220-502
14/SP	ENGL-114-506	14/SP	ENGL-115-504	11/SU	ENGL-116-502	14/SP	ENGL-116-507	11/FA	ENGL-220-502
10/FA	ENGL-115-501	13/SP	ENGL-115-505	11/FA	ENGL-116-502	10/FA	ENGL-117A-501	12/SP	ENGL-220-502
11/SP	ENGL-115-501	13/FA	ENGL-115-505	12/SP	ENGL-116-502	11/SP	ENGL-117A-501	13/SP	ENGL-220-502
11/SU	ENGL-115-501	14/SP	ENGL-115-505	12/FA	ENGL-116-502	11/FA	ENGL-117A-501	14/SP	ENGL-220-502
11/FA	ENGL-115-501	10/FA	ENGL-115-506	13/FA	ENGL-116-502	12/SP	ENGL-117A-501	11/SP	ENGL-220-503
12/SP	ENGL-115-501	11/SP	ENGL-115-506	10/FA	ENGL-116-503	12/FA	ENGL-117A-501	12/SP	ENGL-220-503
12/FA	ENGL-115-501	11/FA	ENGL-115-506	11/SP	ENGL-116-503	13/SP	ENGL-117A-501	13/FA	ENGL-230-501
13/SP	ENGL-115-501	12/SP	ENGL-115-506	11/FA	ENGL-116-503	10/FA	ENGL-117B-501	14/SP	ENGL-231-501
13/SU	ENGL-115-501	12/FA	ENGL-115-506	12/SP	ENGL-116-503	11/SP	ENGL-117B-501	10/FA	ENGL-255-501

Appendix

LIST OF ONLINE COURSES: FALL 2010-SPRING 2014 (Cont.)

TERM	ONLINE SECTION	TERM	ONLINE SECTION	TERM	ONLINE SECTION	TERM	ONLINE SECTION	TERM	ONLINE SECTION
11/FA	ENGL-255-501	10/FA	ES/A-123ABCD-501	11/SP	EVNT-157-502	11/FA	GEOG-100-502	12/SP	GEOG-151-501
12/FA	ENGL-255-501	11/SP	ES/A-123ABCD-501	12/SP	EVNT-157-502	12/SP	GEOG-100-502	12/FA	GEOG-151-501
11/FA	ENGL-260-501	11/FA	ES/A-123ABCD-501	13/SP	EVNT-157-502	12/FA	GEOG-100-502	13/SP	GEOG-151-501
12/FA	ENGL-260-501	12/SP	ES/A-123ABCD-501	10/FA	FS-101-531	13/SP	GEOG-100-502	13/FA	GEOG-151-501
11/SP	ENGL-265-501	13/SP	ES/A-123ABCD-501	11/SP	FS-101-531	13/FA	GEOG-100-502	14/SP	GEOG-151-501
12/SP	ENGL-265-501	13/SU	ESL-103-501	11/FA	FS-101-531	14/SP	GEOG-100-502	11/SP	GEOG-151-502
13/SP	ENGL-265-501	13/FA	ESL-103-501	12/SP	FS-101-531	11/SU	GEOG-100-503	12/SP	GEOG-151-502
11/SP	ENGL-270-501	13/SU	ESL-104-501	12/FA	FS-101-531	13/SU	GEOG-100-503	13/SP	GEOG-151-502
12/SP	ENGL-270-501	13/FA	ESL-104-501	13/SP	FS-101-531	11/SP	GEOG-145-501	14/SP	GEOG-151-502
13/FA	ENGL-271-501	14/SP	ESL-104-501	13/FA	FS-101-531	11/FA	GEOG-145-501	11/SP	GEOG-152-501
11/FA	ENGL-272-501	10/FA	ESL-30-501	11/SP	FS-106-501	12/SP	GEOG-145-501	12/SP	GEOG-152-501
10/FA	ENGL-273-501	11/SP	ESL-30-501	10/FA	FS-106-531	12/FA	GEOG-145-501	12/FA	GEOG-152-501
13/FA	ENGL-273-501	11/FA	ESL-30-501	12/SP	FS-106-531	13/SP	GEOG-145-501	13/SP	GEOG-152-501
10/FA	ENGL-274-501	12/SP	ESL-30-501	13/SP	FS-106-531	13/FA	GEOG-145-501	13/FA	GEOG-152-501
14/SP	ENGL-274-501	12/FA	ESL-30-501	10/FA	FS-12-531	14/SP	GEOG-145-501	14/SP	GEOG-152-501
11/FA	ENGL-280-501	13/SP	ESL-30-501	11/FA	FS-12-531	10/FA	GEOG-145-502	11/SP	GEOG-152-502
14/SP	ENGL-280-501	13/FA	ESL-30-501	12/FA	FS-12-531	11/SP	GEOG-145-502	12/SP	GEOG-152-502
10/FA	ENGL-71-501	14/SP	ESL-30-501	14/SP	FS-12-531	12/SP	GEOG-145-502	13/SP	GEOG-152-502
11/SP	ENGL-71-501	10/FA	ESL-40-501	10/FA	FS-20-531	13/SP	GEOG-145-502	14/SP	GEOG-152-502
11/FA	ENGL-71-501	11/SP	ESL-40-501	11/FA	FS-20-531	14/SP	GEOG-145-502	13/FA	GEOG-153-501
12/SP	ENGL-71-501	11/FA	ESL-40-501	14/SP	FS-20-531	10/FA	GEOG-150-501	11/SP	GEOG-154-501
13/SP	ENGL-71-501	12/SP	ESL-40-501	11/SP	FS-295E-531	11/SP	GEOG-150-501	11/FA	GEOG-154-501
14/SP	ENGL-71-501	12/FA	ESL-40-501	10/FA	GEOG-100-501	11/FA	GEOG-150-501	12/FA	GEOG-154-501
11/SP	ENGL-71-502	13/SP	ESL-40-501	11/SP	GEOG-100-501	12/SP	GEOG-150-501	13/FA	GEOG-154-501
11/FA	ENGL-71-502	13/FA	ESL-40-501	11/SU	GEOG-100-501	12/FA	GEOG-150-501	11/SP	GEOG-155-501
12/SP	ENGL-71-502	14/SP	ESL-40-501	11/FA	GEOG-100-501	13/SP	GEOG-150-501	13/SP	GEOG-155-501
12/SP	ENGL-71-503	10/FA	EVNT-155-501	12/SP	GEOG-100-501	13/FA	GEOG-150-501	14/SP	GEOG-155-501
12/FA	ENGL-71-503	11/FA	EVNT-155-501	12/FA	GEOG-100-501	14/SP	GEOG-150-501	12/SP	GEOG-155-502
13/FA	ENGL-71-503	12/FA	EVNT-155-501	13/SP	GEOG-100-501	11/SP	GEOG-150-502	10/FA	GEOG-155-502
11/FA	ENGR-250-501	13/FA	EVNT-155-501	13/SU	GEOG-100-501	12/SP	GEOG-150-502	11/SP	GEOG-155-502
12/FA	ENGR-250-501	10/FA	EVNT-157-501	13/FA	GEOG-100-501	13/SP	GEOG-150-502	11/SU	GEOG-155-502
13/FA	ENGR-250-501	11/FA	EVNT-157-501	14/SP	GEOG-100-501	14/SP	GEOG-150-502	11/FA	GEOG-155-502
12/SP	ENGR-251-501	12/FA	EVNT-157-501	10/FA	GEOG-100-502	10/FA	GEOG-151-501	12/SP	GEOG-155-502
13/SP	ENGR-251-501	13/FA	EVNT-157-501	11/SP	GEOG-100-502	11/SP	GEOG-151-501	12/FA	GEOG-155-502
14/SP	ENGR-251-501	14/SP	EVNT-157-501	11/SU	GEOG-100-502	11/FA	GEOG-151-501	13/SP	GEOG-155-502

Appendix

LIST OF ONLINE COURSES: FALL 2010-SPRING 2014 (Cont.)

TERM	ONLINE SECTION	TERM	ONLINE SECTION	TERM	ONLINE SECTION	TERM	ONLINE SECTION	TERM	ONLINE SECTION
13/SU	GEOL-104-501	13/SP	HIST-100-503	14/SP	HIST-101-503	11/FA	HIST-142-501	12/SP	HLTH-101-503
13/FA	GEOL-104-501	13/FA	HIST-100-503	10/FA	HIST-105-501	12/SP	HIST-142-501	12/FA	HLTH-101-503
14/SP	GEOL-104-501	14/SP	HIST-100-503	11/FA	HIST-105-501	13/SU	HIST-142-501	13/SP	HLTH-101-503
10/FA	GEOL-104-502	11/SP	HIST-100-504	12/FA	HIST-105-501	13/FA	HIST-142-501	13/SU	HLTH-101-503
11/SP	GEOL-104-502	11/FA	HIST-100-504	13/FA	HIST-105-501	14/SP	HIST-142-501	13/FA	HLTH-101-503
11/SU	GEOL-104-502	12/SP	HIST-100-504	10/FA	HIST-106-501	11/SP	HIST-142-502	14/SP	HLTH-101-503
11/FA	GEOL-104-502	13/SP	HIST-100-504	11/SP	HIST-106-501	12/SP	HIST-142-502	10/FA	HLTH-101-504
12/SP	GEOL-104-502	13/FA	HIST-100-504	11/FA	HIST-106-501	13/FA	HIST-142-502	11/SP	HLTH-101-504
12/FA	GEOL-104-502	14/SP	HIST-100-504	12/SP	HIST-106-501	14/SP	HIST-142-502	11/FA	HLTH-101-504
13/SP	GEOL-104-502	14/SP	HIST-100-505	12/FA	HIST-106-501	11/SP	HIST-142-503	12/SP	HLTH-101-504
13/FA	GEOL-104-502	14/SP	HIST-100-506	13/FA	HIST-106-501	12/SP	HIST-142-503	12/FA	HLTH-101-504
14/SP	GEOL-104-502	10/FA	HIST-101-501	10/FA	HIST-141-501	13/FA	HIST-142-503	13/SP	HLTH-101-504
10/FA	HIST-100-501	11/SP	HIST-101-501	11/SP	HIST-141-501	14/SP	HIST-142-503	13/SU	HLTH-101-504
11/SP	HIST-100-501	11/SU	HIST-101-501	11/SU	HIST-141-501	10/FA	HLTH-101-501	13/FA	HLTH-101-504
11/SU	HIST-100-501	11/FA	HIST-101-501	11/FA	HIST-141-501	11/SP	HLTH-101-501	14/SP	HLTH-101-504
11/FA	HIST-100-501	12/SP	HIST-101-501	12/SP	HIST-141-501	11/SU	HLTH-101-501	10/FA	HLTH-101-505
12/SP	HIST-100-501	12/FA	HIST-101-501	13/SP	HIST-141-501	11/FA	HLTH-101-501	11/SP	HLTH-101-505
12/FA	HIST-100-501	13/SP	HIST-101-501	13/SU	HIST-141-501	12/SP	HLTH-101-501	11/FA	HLTH-101-505
13/SP	HIST-100-501	13/SU	HIST-101-501	13/FA	HIST-141-501	12/FA	HLTH-101-501	12/SP	HLTH-101-505
13/FA	HIST-100-501	13/FA	HIST-101-501	14/SP	HIST-141-501	13/SP	HLTH-101-501	12/FA	HLTH-101-505
14/SP	HIST-100-501	14/SP	HIST-101-501	10/FA	HIST-141-502	13/SU	HLTH-101-501	13/SP	HLTH-101-505
10/FA	HIST-100-502	10/FA	HIST-101-502	11/SP	HIST-141-502	13/FA	HLTH-101-501	13/FA	HLTH-101-505
11/SP	HIST-100-502	11/SP	HIST-101-502	12/SP	HIST-141-502	14/SP	HLTH-101-501	14/SP	HLTH-101-505
11/SU	HIST-100-502	11/SU	HIST-101-502	13/SU	HIST-141-502	10/FA	HLTH-101-502	10/FA	HLTH-101-506
11/FA	HIST-100-502	11/FA	HIST-101-502	14/SP	HIST-141-502	11/SP	HLTH-101-502	11/SP	HLTH-101-506
12/SP	HIST-100-502	12/SP	HIST-101-502	11/SP	HIST-141-503	11/SU	HLTH-101-502	11/FA	HLTH-101-506
12/FA	HIST-100-502	12/FA	HIST-101-502	12/SP	HIST-141-503	11/FA	HLTH-101-502	12/SP	HLTH-101-506
13/SP	HIST-100-502	13/SP	HIST-101-502	13/SU	HIST-141-503	12/SP	HLTH-101-502	12/FA	HLTH-101-506
13/FA	HIST-100-502	13/SU	HIST-101-502	14/SP	HIST-141-503	12/FA	HLTH-101-502	13/FA	HLTH-101-506
14/SP	HIST-100-502	13/FA	HIST-101-502	11/SP	HIST-141-504	13/SP	HLTH-101-502	14/SP	HLTH-101-506
10/FA	HIST-100-503	14/SP	HIST-101-502	12/SP	HIST-141-504	13/FA	HLTH-101-502	10/FA	HLTH-101-507
11/SP	HIST-100-503	11/SP	HIST-101-503	13/SU	HIST-141-504	14/SP	HLTH-101-502	11/SP	HLTH-101-507
11/FA	HIST-100-503	11/SU	HIST-101-503	10/FA	HIST-142-501	10/FA	HLTH-101-503	11/FA	HLTH-101-507
12/SP	HIST-100-503	11/FA	HIST-101-503	11/SP	HIST-142-501	11/SP	HLTH-101-503	12/SP	HLTH-101-507
12/FA	HIST-100-503	12/FA	HIST-101-503	11/SU	HIST-142-501	11/FA	HLTH-101-503	12/FA	HLTH-101-507

Appendix

LIST OF ONLINE COURSES: FALL 2010-SPRING 2014 (Cont.)

TERM	ONLINE SECTION	TERM	ONLINE SECTION	TERM	ONLINE SECTION	TERM	ONLINE SECTION	TERM	ONLINE SECTION
13/FA	HLTH-101-507	11/FA	HTM-153-501	11/FA	INS-103-531	11/SP	LDR-152-531	11/SP	LEGL-272-501
11/SP	HLTH-101-508	12/FA	HTM-153-501	12/SP	INS-103-531	11/FA	LDR-152-531	11/FA	LEGL-272-501
12/SP	HLTH-101-508	13/FA	HTM-153-501	12/FA	INS-103-531	12/SP	LDR-152-531	12/SP	LEGL-272-501
12/FA	HLTH-101-508	10/FA	HTM-156-501	13/FA	INS-103-531	12/FA	LDR-152-531	13/SP	LEGL-272-501
13/FA	HLTH-101-508	11/SP	HTM-156-501	10/FA	INS-121-531	13/FA	LDR-152-531	13/FA	LEGL-272-501
13/SP	HLTH-101-509	11/FA	HTM-156-501	11/SP	INS-121-531	10/FA	LDR-153-531	14/SP	LEGL-272-501
13/FA	HLTH-101-509	12/SP	HTM-156-501	11/FA	INS-121-531	11/SP	LDR-153-531	10/FA	LIB-151-501
14/SP	HLTH-101-509	12/FA	HTM-156-501	12/SP	INS-121-531	11/FA	LDR-153-531	11/SP	LIB-151-501
13/FA	HLTH-101-510	13/SP	HTM-156-501	12/FA	INS-121-531	12/SP	LDR-153-531	11/FA	LIB-151-501
10/FA	HLTH-204-501	13/FA	HTM-156-501	13/FA	INS-121-531	12/FA	LDR-153-531	12/SP	LIB-151-501
11/SU	HLTH-204-501	14/SP	HTM-156-501	10/FA	INS-122-531	13/FA	LDR-153-531	12/FA	LIB-151-501
11/FA	HLTH-204-501	10/FA	HUM-104-501	11/SP	INS-122-531	11/SP	LDR-154-531	13/SP	LIB-151-501
12/FA	HLTH-204-501	11/SP	HUM-104-501	11/FA	INS-122-531	11/FA	LDR-154-531	13/FA	LIB-151-501
13/SU	HLTH-204-501	11/FA	HUM-104-501	12/SP	INS-122-531	13/SP	LDR-154-531	14/SP	LIB-151-501
13/FA	HLTH-204-501	12/SP	HUM-104-501	13/SP	INS-122-531	14/SP	LDR-154-531	10/FA	MAS-141-501
14/SP	HLTH-204-501	12/FA	HUM-104-501	14/SP	INS-122-531	12/SP	LDR-155-531	11/SP	MAS-141-501
10/FA	HLTH-204-502	13/SP	HUM-104-501	11/SP	INS-123-531	13/SP	LDR-155-531	11/SU	MAS-141-501
11/SP	HLTH-204-502	13/SU	HUM-104-501	12/SP	INS-123-531	14/SP	LDR-155-531	11/FA	MAS-141-501
11/FA	HLTH-204-502	13/FA	HUM-104-501	13/SP	INS-123-531	13/SP	LDR-156-531	12/SP	MAS-141-501
12/SP	HLTH-204-502	14/SP	HUM-104-501	14/SP	INS-123-531	10/FA	LEGL-255-501	13/SP	MAS-141-501
12/FA	HLTH-204-502	11/SP	HUM-104-502	10/FA	LDR-150-531	11/SP	LEGL-255-501	13/SU	MAS-141-501
13/SP	HLTH-204-502	12/SP	HUM-104-502	11/SP	LDR-150-531	11/SU	LEGL-255-501	13/FA	MAS-141-501
13/FA	HLTH-204-502	12/FA	HUM-104-502	11/FA	LDR-150-531	11/FA	LEGL-255-501	14/SP	MAS-141-501
14/SP	HLTH-204-502	13/SU	HUM-104-502	12/SP	LDR-150-531	12/SP	LEGL-255-501	10/FA	MAS-141-502
11/SP	HLTH-204-503	13/FA	HUM-104-502	12/FA	LDR-150-531	12/FA	LEGL-255-501	11/SP	MAS-141-502
12/SP	HLTH-204-503	10/FA	INS-100-531	13/FA	LDR-150-531	13/SP	LEGL-255-501	12/SP	MAS-141-502
12/FA	HLTH-204-503	11/SP	INS-100-531	14/SP	LDR-150-531	13/SU	LEGL-255-501	13/SU	MAS-141-502
13/FA	HLTH-204-503	11/FA	INS-100-531	10/FA	LDR-151-531	13/FA	LEGL-255-501	14/SP	MAS-141-502
14/SP	HLTH-204-503	12/SP	INS-100-531	11/SP	LDR-151-531	14/SP	LEGL-255-501	11/SP	MAS-141-503
11/SP	HLTH-204-504	12/FA	INS-100-531	11/FA	LDR-151-531	11/SP	LEGL-255-502	12/SP	MAS-141-503
12/SP	HLTH-204-504	13/SP	INS-100-531	12/SP	LDR-151-531	12/SP	LEGL-255-502	13/SU	MAS-141-503
13/SP	HLTH-204-504	13/FA	INS-100-531	12/FA	LDR-151-531	13/FA	LEGL-256-501	14/SP	MAS-141-503
13/FA	HLTH-204-504	14/SP	INS-100-531	13/FA	LDR-151-531	14/SP	LEGL-256-501	11/SP	MAS-141-504
14/SP	HTM-151-501	10/FA	INS-103-531	14/SP	LDR-151-531	12/FA	LEGL-256-502	12/SP	MAS-141-504
10/FA	HTM-153-501	11/SP	INS-103-531	10/FA	LDR-152-531	10/FA	LEGL-272-501	13/SU	MAS-141-504

Appendix

LIST OF ONLINE COURSES: FALL 2010-SPRING 2014 (Cont.)

TERM	ONLINE SECTION	TERM	ONLINE SECTION	TERM	ONLINE SECTION	TERM	ONLINE SECTION	TERM	ONLINE SECTION
10/FA	MAS-142-501	12/FA	MEDOP-230-571	11/SP	MUS-105-503	10/FA	PD-100C-501	12/FA	PHIL-101-502
11/SP	MAS-142-501	13/SP	MEDOP-230-571	11/FA	MUS-105-503	11/SP	PD-100C-501	13/SP	PHIL-101-502
11/SU	MAS-142-501	13/FA	MEDOP-230-571	12/SP	MUS-105-503	11/FA	PD-100C-501	13/SU	PHIL-101-502
11/FA	MAS-142-501	14/SP	MEDOP-230-571	12/FA	MUS-105-503	12/SP	PD-100C-501	13/FA	PHIL-101-502
12/SP	MAS-142-501	10/FA	MEDOP-230-572	13/SU	MUS-105-503	13/SP	PD-100C-501	14/SP	PHIL-101-502
13/SU	MAS-142-501	11/SP	MEDOP-230-572	10/FA	MUS-106-501	13/FA	PD-100C-501	10/FA	PHIL-101-503
13/FA	MAS-142-501	11/FA	MEDOP-230-572	11/SP	MUS-106-501	14/SP	PD-100C-501	11/SP	PHIL-101-503
14/SP	MAS-142-501	12/SP	MEDOP-230-572	11/FA	MUS-106-501	10/FA	PD-109-501	11/FA	PHIL-101-503
11/SP	MAS-142-502	12/FA	MEDOP-230-572	12/SP	MUS-106-501	11/SP	PD-109-501	12/SP	PHIL-101-503
12/SP	MAS-142-502	13/SP	MEDOP-230-572	12/FA	MUS-106-501	11/FA	PD-109-501	14/SP	PHIL-101-503
13/FA	MAS-142-502	13/FA	MEDOP-230-572	13/FA	MUS-106-501	12/SP	PD-109-501	11/FA	PHIL-103-501
14/SP	MAS-142-502	14/SP	MEDOP-230-572	14/SP	MUS-106-501	13/SP	PD-109-501	13/SU	PHIL-103-501
11/SP	MAS-142-503	10/FA	MEDOP-230-573	10/FA	MUS-107-501	13/FA	PD-109-501	14/SP	PHIL-103-501
12/SP	MAS-142-503	11/FA	MEDOP-230-573	11/SP	MUS-107-501	14/SP	PD-109-501	11/SP	PHIL-120-501
13/FA	MAS-142-503	12/FA	MEDOP-230-573	11/FA	MUS-107-501	10/FA	PD-114-501	12/SP	PHIL-120-501
14/SP	MAS-142-503	13/FA	MEDOP-230-573	12/SP	MUS-107-501	11/SP	PD-114-501	12/FA	PHIL-120-501
13/FA	MATH-20-501	11/FA	MEDOP-230-574	12/FA	MUS-107-501	11/FA	PD-114-501	13/SP	PHIL-120-501
14/SP	MATH-20-501	12/FA	MEDOP-230-574	13/SP	MUS-107-501	12/SP	PD-114-501	13/FA	PHIL-120-501
13/FA	MATH-35-501	13/FA	MEDOP-230-574	13/SU	MUS-107-501	12/FA	PD-114-501	14/SP	PHIL-120-501
14/SP	MATH-35-502	10/FA	MUS-105-501	13/FA	MUS-107-501	13/SP	PD-114-501	11/SP	PHS-154-501
11/FA	MEDOP-133-501	11/SP	MUS-105-501	14/SP	MUS-107-501	13/FA	PD-114-501	11/FA	PHS-154-501
11/SP	MEDOP-133-571	11/SU	MUS-105-501	10/FA	MUS-107-502	10/FA	PHIL-101-501	12/FA	PHS-154-501
12/SP	MEDOP-133-571	11/FA	MUS-105-501	11/SP	MUS-107-502	11/SP	PHIL-101-501	13/FA	PHS-154-501
12/FA	MEDOP-133-571	12/SP	MUS-105-501	11/FA	MUS-107-502	11/SU	PHIL-101-501	13/SP	PHS-155-501
13/SP	MEDOP-133-571	12/FA	MUS-105-501	12/SP	MUS-107-502	11/FA	PHIL-101-501	14/SP	PHS-155-501
13/FA	MEDOP-133-571	13/SP	MUS-105-501	13/SU	MUS-107-503	12/SP	PHIL-101-501	11/SP	PS-101-501
14/SP	MEDOP-133-571	13/SU	MUS-105-501	10/FA	PD-100-501	12/FA	PHIL-101-501	11/FA	PS-101-501
11/SU	MEDOP-230-570	13/FA	MUS-105-501	11/SP	PD-100-501	13/SP	PHIL-101-501	12/SP	PS-101-501
13/SU	MEDOP-230-570	14/SP	MUS-105-501	11/FA	PD-100-501	13/SU	PHIL-101-501	12/FA	PS-101-501
10/FA	MEDOP-230-571	10/FA	MUS-105-502	12/SP	PD-100-501	13/FA	PHIL-101-501	13/SP	PS-101-501
11/SP	MEDOP-230-571	11/SP	MUS-105-502	12/FA	PD-100-501	14/SP	PHIL-101-501	13/FA	PS-101-501
11/SU	MEDOP-230-571	11/FA	MUS-105-502	13/SP	PD-100-501	10/FA	PHIL-101-502	14/SP	PS-101-501
11/FA	MEDOP-230-571	12/SP	MUS-105-502	13/FA	PD-100-501	11/SP	PHIL-101-502	11/SP	PS-101-502
12/SP	MEDOP-230-571	14/SP	MUS-105-502	14/SP	PD-100-501	11/FA	PHIL-101-502	11/FA	PS-101-502
12/SU	MEDOP-230-571	10/FA	MUS-105-503	11/SP	PD-100-502	12/SP	PHIL-101-502	12/SP	PS-101-502

Appendix

LIST OF ONLINE COURSES: FALL 2010-SPRING 2014 (Cont.)

TERM	ONLINE SECTION	TERM	ONLINE SECTION	TERM	ONLINE SECTION	TERM	ONLINE SECTION	TERM	ONLINE SECTION
12/FA	PS-101-502	12/SP	PSYC-101-502	11/FA	PSYC-101-506	10/FA	PSYC-116-501	11/SP	PSYC-250-501
13/SP	PS-101-502	12/FA	PSYC-101-502	12/SP	PSYC-101-506	11/SP	PSYC-116-501	11/FA	PSYC-250-501
13/FA	PS-101-502	13/SP	PSYC-101-502	12/FA	PSYC-101-506	11/FA	PSYC-116-501	12/SP	PSYC-250-501
14/SP	PS-101-502	13/SU	PSYC-101-502	13/FA	PSYC-101-506	12/SP	PSYC-116-501	12/FA	PSYC-250-501
10/FA	PS-102-501	13/FA	PSYC-101-502	14/SP	PSYC-101-506	12/FA	PSYC-116-501	13/SP	PSYC-250-501
11/SP	PS-102-501	14/SP	PSYC-101-502	11/FA	PSYC-101-507	13/SP	PSYC-116-501	13/FA	PSYC-250-501
11/FA	PS-102-501	10/FA	PSYC-101-503	13/FA	PSYC-101-507	13/FA	PSYC-116-501	14/SP	PSYC-250-501
12/SP	PS-102-501	11/SP	PSYC-101-503	13/FA	PSYC-101-508	14/SP	PSYC-116-501	10/FA	PSYC-260-501
12/FA	PS-102-501	11/SU	PSYC-101-503	13/FA	PSYC-101-509	12/SP	PSYC-116-502	11/SP	PSYC-260-501
13/SP	PS-102-501	11/FA	PSYC-101-503	10/FA	PSYC-106-501	10/FA	PSYC-211-501	11/SU	PSYC-260-501
13/FA	PS-102-501	12/SP	PSYC-101-503	11/SP	PSYC-106-501	11/SP	PSYC-211-501	11/FA	PSYC-260-501
14/SP	PS-102-501	12/FA	PSYC-101-503	11/SU	PSYC-106-501	11/FA	PSYC-211-501	12/SP	PSYC-260-501
10/FA	PS-102-502	13/SP	PSYC-101-503	11/FA	PSYC-106-501	12/SP	PSYC-211-501	12/FA	PSYC-260-501
11/SP	PS-102-502	13/SU	PSYC-101-503	12/SP	PSYC-106-501	12/FA	PSYC-211-501	13/SP	PSYC-260-501
11/FA	PS-102-502	13/FA	PSYC-101-503	12/FA	PSYC-106-501	13/SP	PSYC-211-501	13/SU	PSYC-260-501
12/SP	PS-102-502	14/SP	PSYC-101-503	13/SP	PSYC-106-501	13/FA	PSYC-211-501	13/FA	PSYC-260-501
12/FA	PS-102-502	10/FA	PSYC-101-504	13/SU	PSYC-106-501	14/SP	PSYC-211-501	14/SP	PSYC-260-501
13/SP	PS-102-502	11/SP	PSYC-101-504	13/FA	PSYC-106-501	11/SP	PSYC-211-502	11/SP	PSYC-260-502
13/FA	PS-102-502	11/FA	PSYC-101-504	14/SP	PSYC-106-501	12/SP	PSYC-211-502	12/SP	PSYC-260-502
14/SP	PS-102-502	12/SP	PSYC-101-504	10/FA	PSYC-106-502	13/SP	PSYC-211-502	12/FA	PSYC-260-502
14/SP	PS-102-503	12/FA	PSYC-101-504	11/SP	PSYC-106-502	14/SP	PSYC-211-502	13/SP	PSYC-260-502
10/FA	PSYC-101-501	13/SP	PSYC-101-504	11/SU	PSYC-106-502	10/FA	PSYC-230-501	13/FA	PSYC-260-502
11/SP	PSYC-101-501	13/SU	PSYC-101-504	11/FA	PSYC-106-502	11/SP	PSYC-230-501	14/SP	PSYC-260-502
11/SU	PSYC-101-501	13/FA	PSYC-101-504	12/SP	PSYC-106-502	11/FA	PSYC-230-501	10/FA	PSYC-270-501
11/FA	PSYC-101-501	14/SP	PSYC-101-504	12/FA	PSYC-106-502	12/SP	PSYC-230-501	11/SP	PSYC-270-501
12/SP	PSYC-101-501	10/FA	PSYC-101-505	13/SP	PSYC-106-502	12/FA	PSYC-230-501	11/SU	PSYC-270-501
12/FA	PSYC-101-501	11/SP	PSYC-101-505	13/FA	PSYC-106-502	13/SP	PSYC-230-501	11/FA	PSYC-270-501
13/SP	PSYC-101-501	11/FA	PSYC-101-505	14/SP	PSYC-106-502	13/FA	PSYC-230-501	12/SP	PSYC-270-501
13/SU	PSYC-101-501	12/SP	PSYC-101-505	10/FA	PSYC-106-503	14/SP	PSYC-230-501	12/FA	PSYC-270-501
13/FA	PSYC-101-501	12/FA	PSYC-101-505	11/SP	PSYC-106-503	12/SP	PSYC-230-502	13/SP	PSYC-270-501
14/SP	PSYC-101-501	13/SP	PSYC-101-505	11/FA	PSYC-106-503	12/FA	PSYC-230-502	13/SU	PSYC-270-501
10/FA	PSYC-101-502	13/FA	PSYC-101-505	12/SP	PSYC-106-503	13/SP	PSYC-230-502	13/FA	PSYC-270-501
11/SP	PSYC-101-502	14/SP	PSYC-101-505	13/FA	PSYC-106-503	13/FA	PSYC-230-502	14/SP	PSYC-270-501
11/SU	PSYC-101-502	10/FA	PSYC-101-506	14/SP	PSYC-106-503	14/SP	PSYC-230-502	11/SP	PSYC-270-502
11/FA	PSYC-101-502	11/SP	PSYC-101-506	11/SP	PSYC-106-504	10/FA	PSYC-250-501	11/FA	PSYC-270-502

Appendix

LIST OF ONLINE COURSES: FALL 2010-SPRING 2014 (Cont.)

TERM	ONLINE SECTION	TERM	ONLINE SECTION	TERM	ONLINE SECTION	TERM	ONLINE SECTION	TERM	ONLINE SECTION
12/SP	PSYC-270-502	11/SP	RE-101-501	12/FA	RE-106-501	11/FA	SOC-101-504	12/SP	SOC-116-502
12/FA	PSYC-270-502	11/SU	RE-101-501	13/FA	RE-106-501	12/SP	SOC-101-504	10/FA	SOC-270-501
13/SP	PSYC-270-502	11/FA	RE-101-501	14/SP	RE-106-501	12/FA	SOC-101-504	11/SP	SOC-270-501
13/SU	PSYC-270-502	12/SP	RE-101-501	11/SP	RE-108-501	13/SP	SOC-101-504	11/SU	SOC-270-501
13/FA	PSYC-270-502	12/FA	RE-101-501	10/FA	SOC-101-501	13/FA	SOC-101-504	11/FA	SOC-270-501
14/SP	PSYC-270-502	13/SP	RE-101-501	11/SP	SOC-101-501	14/SP	SOC-101-504	12/SP	SOC-270-501
11/SP	PSYC-270-503	13/SU	RE-101-501	11/SU	SOC-101-501	11/SP	SOC-101-505	12/FA	SOC-270-501
12/SP	PSYC-270-503	13/FA	RE-101-501	11/FA	SOC-101-501	11/FA	SOC-101-505	13/SP	SOC-270-501
13/SP	PSYC-270-503	14/SP	RE-101-501	12/SP	SOC-101-501	12/SP	SOC-101-505	13/SU	SOC-270-501
14/SP	PSYC-270-503	10/FA	RE-101-502	12/FA	SOC-101-501	12/FA	SOC-101-505	13/FA	SOC-270-501
11/SP	PSYC-270-504	11/SP	RE-101-502	13/SP	SOC-101-501	13/FA	SOC-101-505	14/SP	SOC-270-501
12/SP	PSYC-270-504	11/FA	RE-101-502	13/SU	SOC-101-501	14/SP	SOC-101-505	11/SP	SOC-270-502
14/SP	PSYC-270-504	12/SP	RE-101-502	13/FA	SOC-101-501	11/SP	SOC-101-506	11/FA	SOC-270-502
11/SP	PSYC-270-505	12/FA	RE-101-502	14/SP	SOC-101-501	12/SP	SOC-101-506	12/SP	SOC-270-502
13/FA	PSYC-271-501	13/SP	RE-101-502	10/FA	SOC-101-502	13/FA	SOC-101-506	12/FA	SOC-270-502
14/SP	PSYC-271-501	13/FA	RE-101-502	11/SP	SOC-101-502	10/FA	SOC-110-501	13/SP	SOC-270-502
10/FA	RDG-158-501	14/SP	RE-101-502	11/SU	SOC-101-502	11/SP	SOC-110-501	13/SU	SOC-270-502
11/SP	RDG-158-501	11/SP	RE-101-503	11/FA	SOC-101-502	11/FA	SOC-110-501	13/FA	SOC-270-502
11/SU	RDG-158-501	12/SP	RE-101-503	12/SP	SOC-101-502	12/SP	SOC-110-501	14/SP	SOC-270-502
11/FA	RDG-158-501	13/SP	RE-101-503	12/FA	SOC-101-502	12/FA	SOC-110-501	11/SP	SOC-270-503
12/SP	RDG-158-501	13/FA	RE-101-503	13/SP	SOC-101-502	13/SP	SOC-110-501	12/SP	SOC-270-503
12/FA	RDG-158-501	14/SP	RE-101-503	13/SU	SOC-101-502	13/SU	SOC-110-501	13/SP	SOC-270-503
13/SP	RDG-158-501	10/FA	RE-102-501	13/FA	SOC-101-502	13/FA	SOC-110-501	14/SP	SOC-270-503
13/SU	RDG-158-501	11/SP	RE-102-501	14/SP	SOC-101-502	14/SP	SOC-110-501	11/SP	SOC-270-504
13/FA	RDG-158-501	11/FA	RE-102-501	10/FA	SOC-101-503	11/SP	SOC-110-502	12/SP	SOC-270-504
14/SP	RDG-158-501	12/SP	RE-102-501	11/SP	SOC-101-503	12/SP	SOC-110-502	14/SP	SOC-270-504
10/FA	RDG-158-502	13/SP	RE-102-501	11/SU	SOC-101-503	13/FA	SOC-110-502	11/SP	SOC-270-505
11/FA	RDG-158-502	13/FA	RE-102-501	11/FA	SOC-101-503	10/FA	SOC-116-501	14/SP	SOC-271-501
12/SP	RDG-158-502	14/SP	RE-102-501	12/SP	SOC-101-503	11/SP	SOC-116-501	10/FA	T&T-138-531
12/FA	RDG-158-502	12/FA	RE-102-502	12/FA	SOC-101-503	11/FA	SOC-116-501	11/FA	T&T-138-531
13/SP	RDG-158-502	11/SP	RE-104-501	13/SP	SOC-101-503	12/SP	SOC-116-501	12/FA	T&T-138-531
13/FA	RDG-158-502	12/SP	RE-104-501	13/FA	SOC-101-503	12/FA	SOC-116-501	13/FA	T&T-138-531
14/SP	RDG-158-502	13/SP	RE-104-501	14/SP	SOC-101-503	13/SP	SOC-116-501	10/FA	T&T-160-531
13/FA	RDG-158-503	13/FA	RE-104-501	10/FA	SOC-101-504	13/FA	SOC-116-501	11/FA	T&T-160-531
10/FA	RE-101-501	14/SP	RE-104-501	11/SP	SOC-101-504	14/SP	SOC-116-501	12/FA	T&T-160-531

Appendix

LIST OF ONLINE COURSES: FALL 2010-SPRING 2014 (Cont.)									
TERM	ONLINE SECTION	TERM	ONLINE SECTION	TERM	ONLINE SECTION	TERM	ONLINE SECTION	TERM	ONLINE SECTION
13/FA	T&T-160-531								
11/FA	T&T-162-531								
12/FA	T&T-162-531								
13/FA	T&T-162-531								
10/FA	T&T-162-532								
12/SP	T&T-164-531								
13/SP	T&T-164-531								
14/SP	T&T-164-531								
11/SP	T&T-164-532								
11/SP	T&T-258-531								
12/SP	T&T-258-531								
13/SP	T&T-258-531								
14/SP	T&T-258-531								
13/FA	T&T-260-531								
10/FA	TA-100-501								
11/SP	TA-100-501								
11/FA	TA-100-501								
12/SP	TA-100-501								
12/FA	TA-100-501								
13/SP	TA-100-501								
13/SU	TA-100-501								
13/FA	TA-100-501								
14/SP	TA-100-501								
10/FA	TA-101-501								
11/SP	TA-101-501								
11/SU	TA-101-501								
11/FA	TA-101-501								
12/SP	TA-101-501								
12/FA	TA-101-501								
13/SP	TA-101-501								
13/FA	TA-101-501								
14/SP	TA-101-501								

Submission Date:

July 24, 2014