

# Enrollment and Capture Rates of Sweetwater Union High School District (SUHSD) Graduates

Graduating Class of 2012 to 2020  
and  
Post-secondary Enrollment of 2013 to 2021



## Definitions



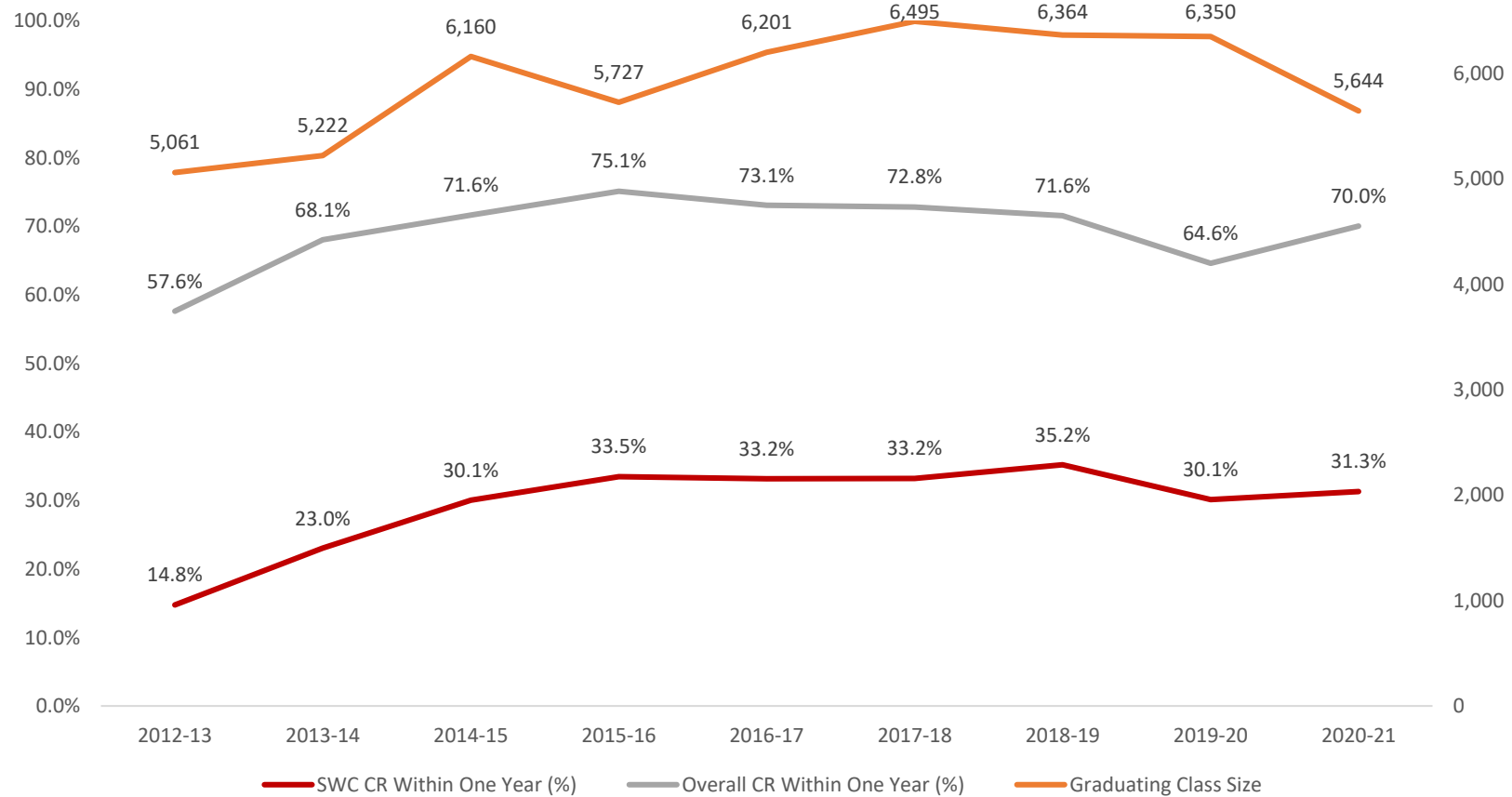
- **Capture Rate:** percentage of students in the high school graduating class that enroll in a post-secondary institution in the year following their high school graduation.
- **Graduation Cohort:** high school graduates with a graduation date between August 16th of a particular calendar year through August 15th of the following calendar year.
- **Post-secondary Enrollment Period:** period defined for determination of whether graduation cohort members enrolled in a post-secondary institution; from May 1st of a particular calendar year through April 30th of the following calendar year.
- **There is a One Year Lag between the Graduation Cohort and the Enrollment Period:** For example; when looking at enrollment for 2020-21 Grad Cohort, we are looking at how many of those HS grads enrolled in 2021-22

# SWC One-Year Capture Rate of SUHSD Graduating Class

31.3% for graduating class 2020-21

Grew from 2012-2015 and declined in 2019

The Overall Capture Rate increased in 2020-21



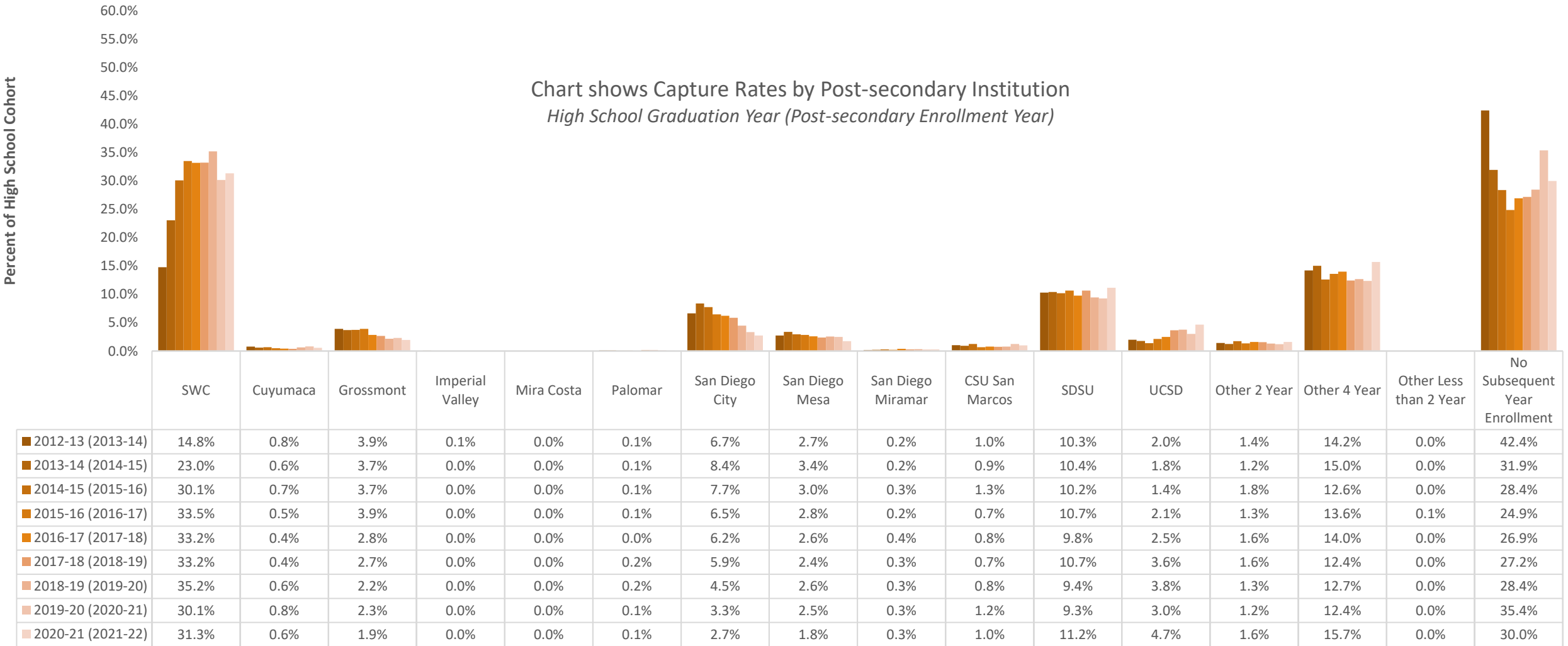
## SWC Enrollment Within One-Year

747	1,203	1,852	1,918	2,057	2,157	2,240	1,914	1,768
-----	-------	-------	-------	-------	-------	-------	-------	-------

# Capture Rates for Most Institutions Declined or Were Flat from 2012-2020 Other than SWC, USCD, and SDSU

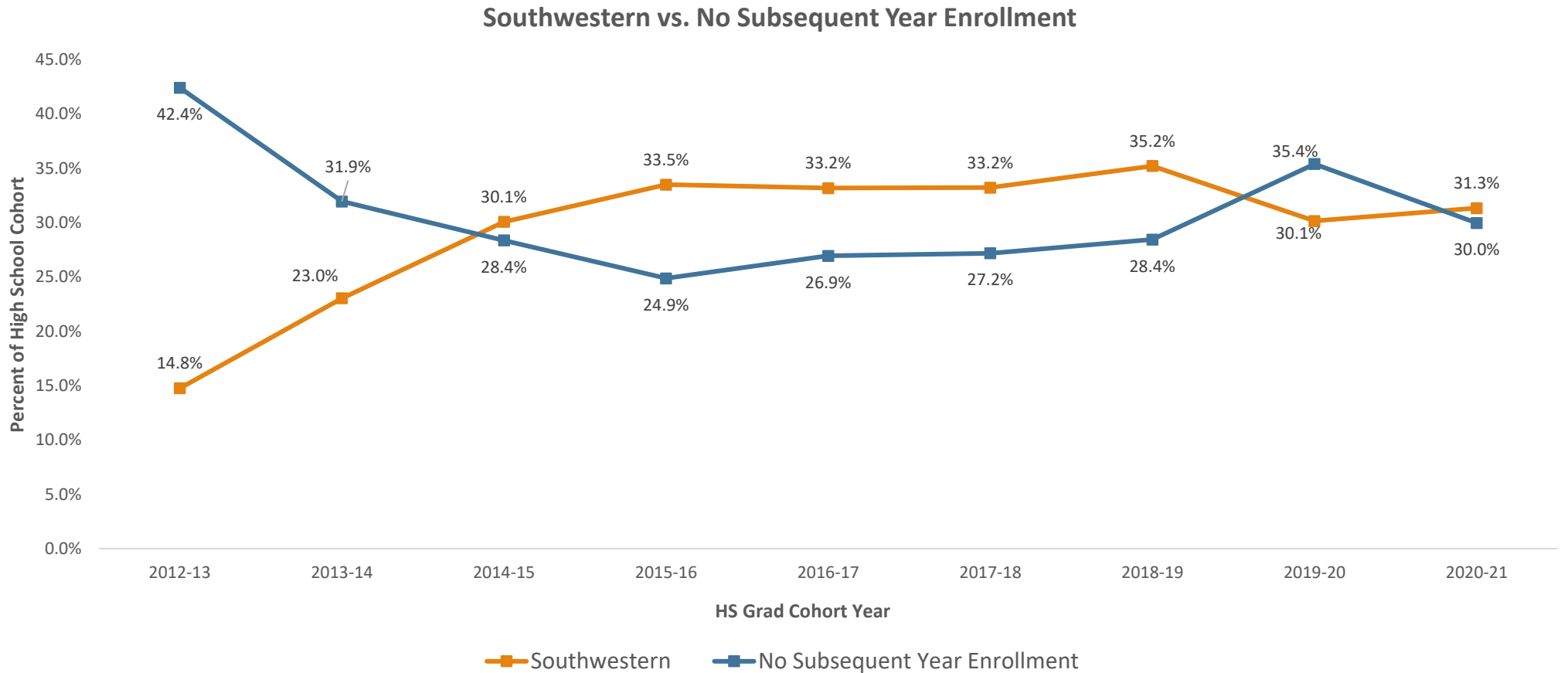
## Percent of students with no subsequent year enrollment decreased in 2020 but are higher than 2015-2018

Chart shows Capture Rates by Post-secondary Institution  
*High School Graduation Year (Post-secondary Enrollment Year)*



# SWC Capture Rates Appear Inversely Related to the rate of SUHSD Graduates Not Enrolling in College

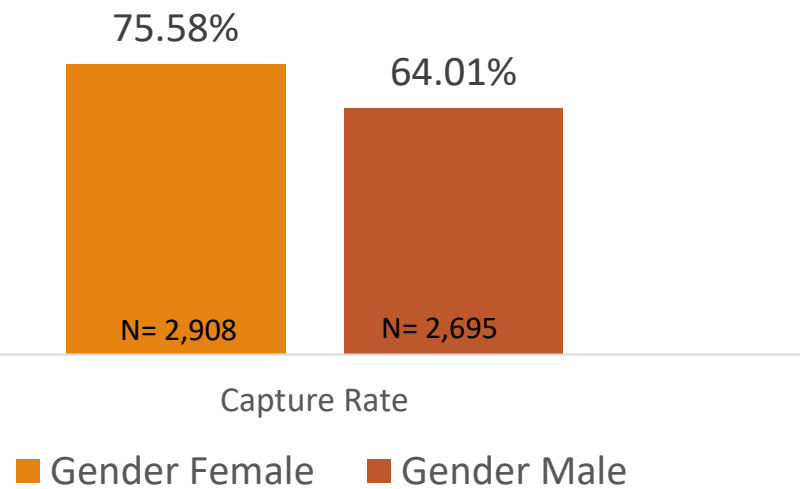
**The 2020-21 HS Grads are enrolling in Southwestern one year after graduation at a higher rate than 2019-20**



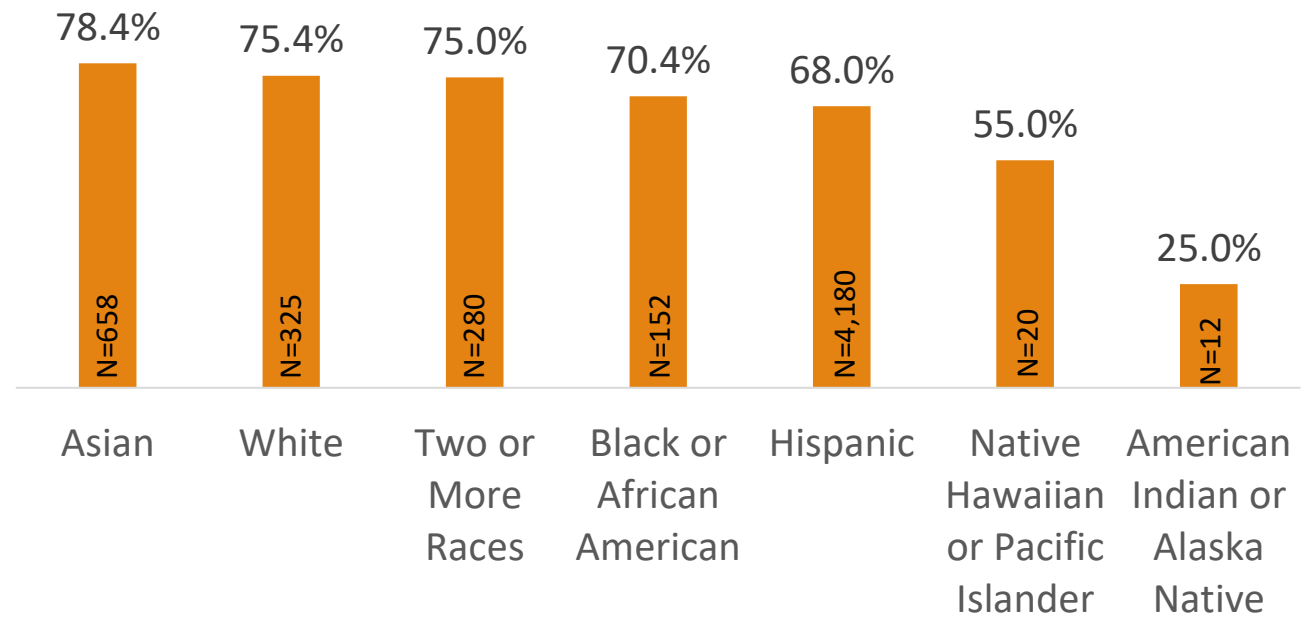
## 2020-21 Overall Capture Rates of SUHSD Graduates by Gender and Race/ Ethnicity

Hispanics have one of the lowest capture rates and are the largest group. The graduating cohort is 5,644 individuals and over 4,000 are Hispanic.

Capture Rate by Gender



Capture Rate by Race/Ethnicity



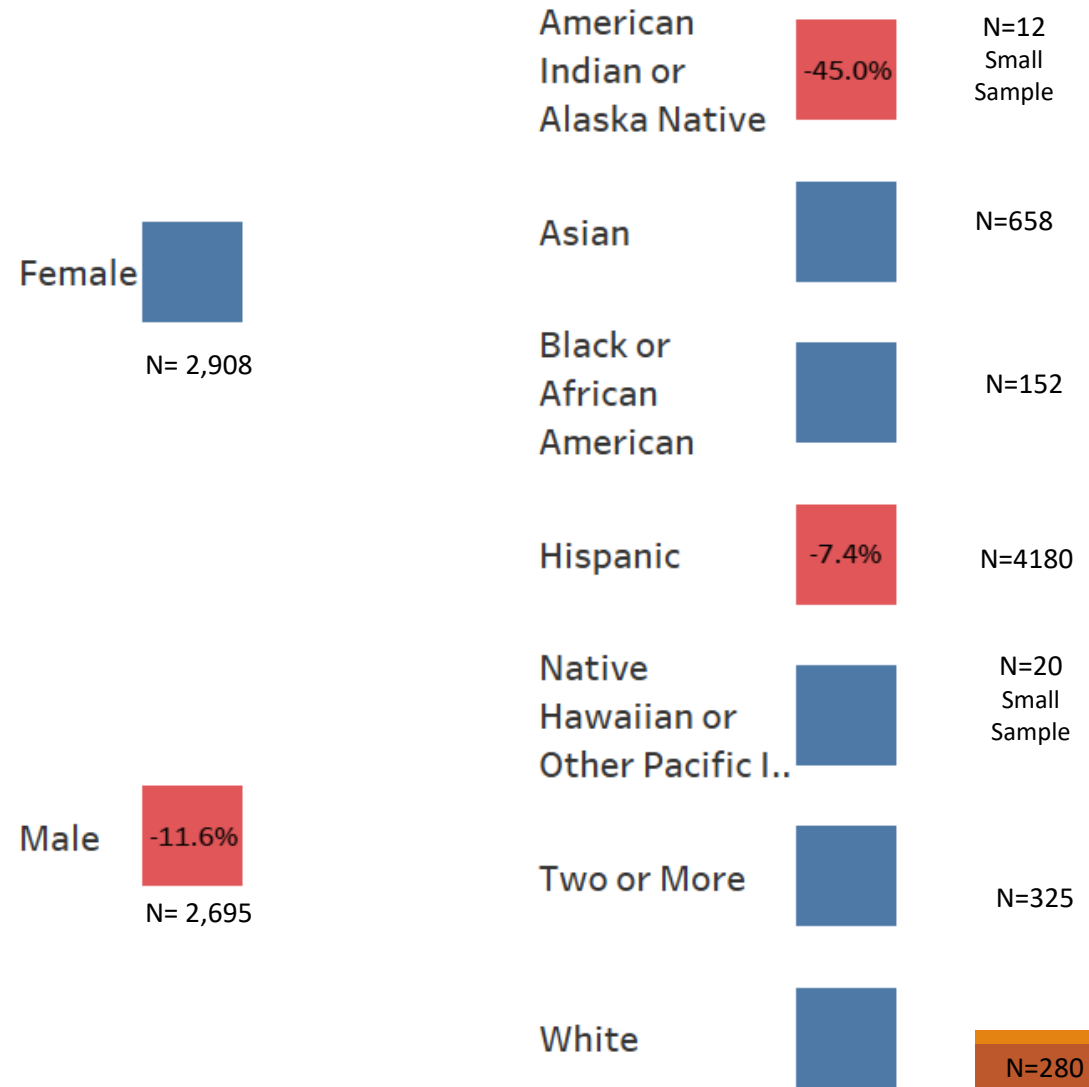
# Males and Hispanic High School Students were not captured at the same rate as Females or other races/ ethnicities

## Disproportionate Impact for 2020-21 High School Cohort

Disproportionate Impact

■ Disproportionate Impact

■ No Evidence of Disproportionate Impact



# Asian, Black/ African American, & Hispanic Male High School Students were not captured at the same rate as Females of the same Ethnicity

## Disproportionate Impact

■ Disproportionate Impact

■ No Evidence of Disproportionate Impact

## Disproportionate Impact for Gender & Ethnicity

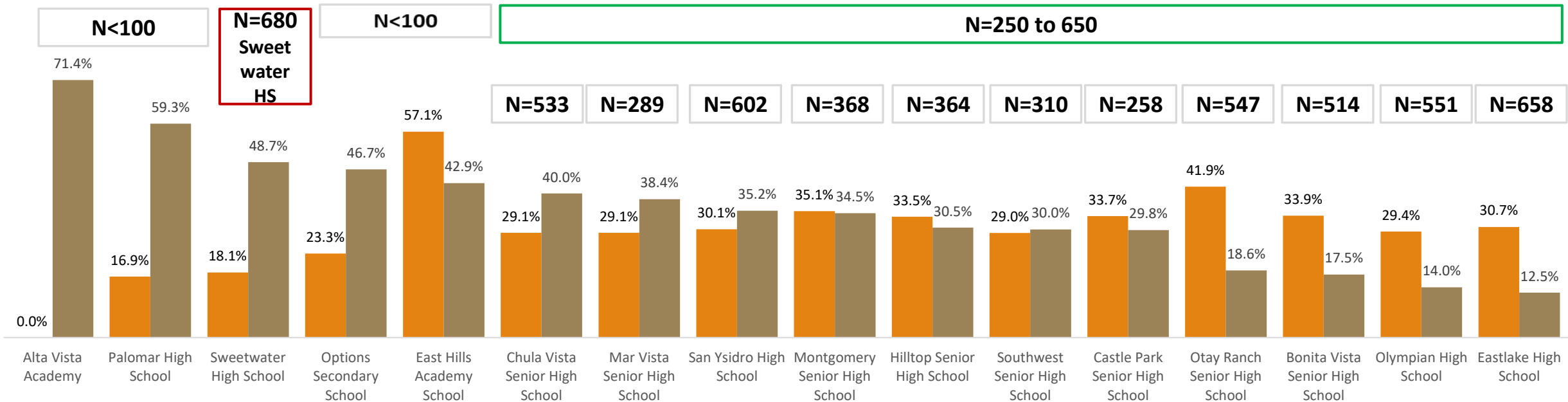
		High School Grad Cohort Year / Race/Ethnicity 2020-21						
		American Indian or Alaska Native	Asian	Black or African American	Hispanic	Native Hawaiian or Other Pacific Islander	Two or More	White
Female			Num:279 Denom:327	Num:58 Denom:76	Num:1620 Denom:2,203		Num:103 Denom:134	Num:128 Denom:163
Male			Num:237 Denom:334 -14.4%	Num:48 Denom:74 -11.5%	Num:1,214 Denom:1,971 -12.0%		Num:106 Denom:145	Num:116 Denom:162
Not Reported								



# Where can Southwestern engage more students?

Chart shows Southwestern Capture Rates vs. No Post-secondary Enrollment by High School  
 2020-21 High School Graduates (2021-22 Post-secondary Enrollment Year)  
*N represents the total number of students per school*

■ Southwestern ■ No Subsequent Year Enrollment

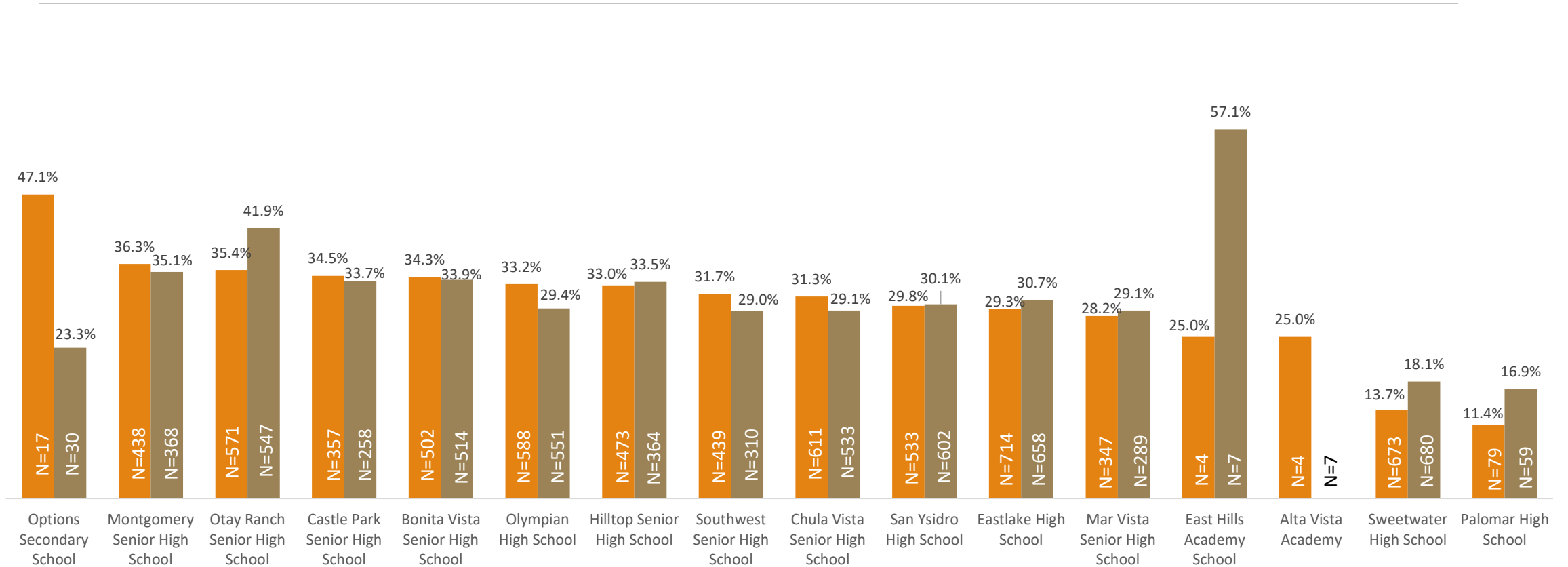


# Are More Students Enrolling at Southwestern?

Chart shows One Year Capture Rates for SWC by High School for 2019-20 (2020-21 Post-Secondary Enrollment) and 2020-21 High School Graduates (2021-22 Post-secondary Enrollment Year)

N represents the total number o

2020-21 2021-22

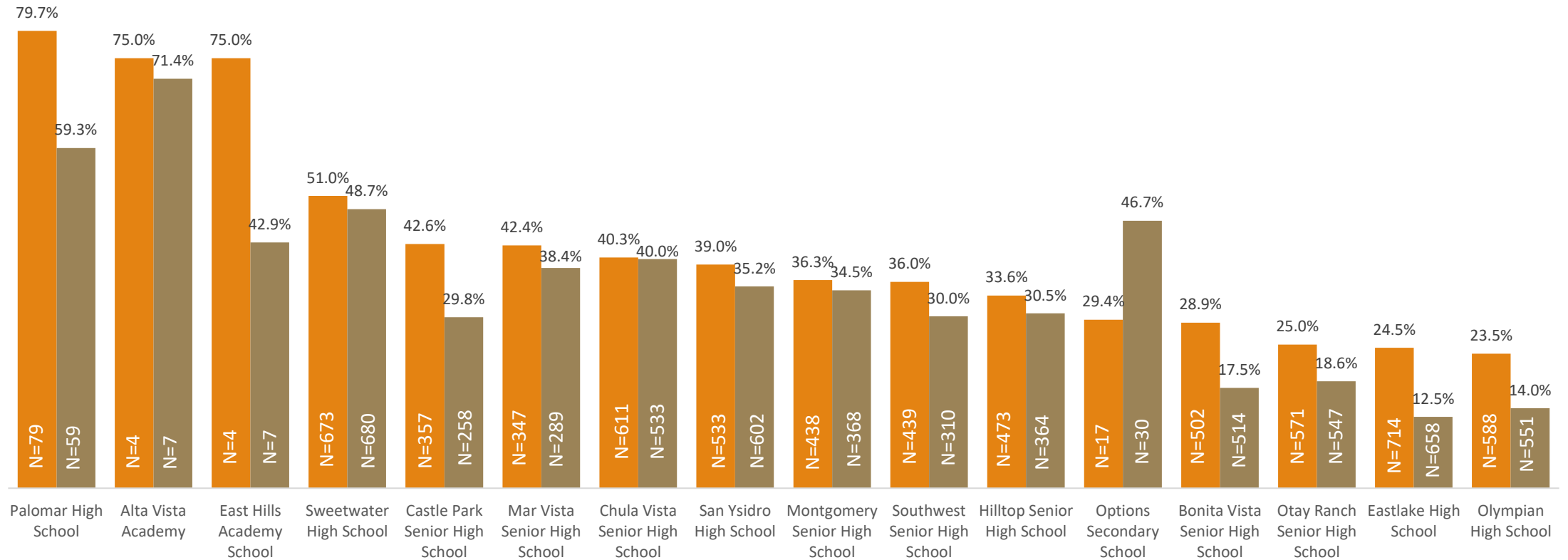


## Are More Students Enrolling in Post-Secondary Education?

Chart shows No Post-secondary Enrollment by High School for 2019-20 (2020-21 Post-Secondary Enrollment) and 2020-21 High School Graduates (2021-22 Post-secondary Enrollment Year)

*N* represents the total

■ 2020-21 ■ 2021-22



## Key Takeaways

- SWC Capture Rate of SUHSD Graduating Class reached 35% in 2018, more than doubling since 2012
- SWC Capture Rate decreased in the most recent year from 35% in 2018-19 to 31.3% in 2020-21
- Percent of SUHSD Graduating Class not enrolling in college decreased in 2020 but still about 30% of HS graduates don't go to any college one year following graduation – SWC opportunity
- Target specific high schools (e.g., Sweetwater High School) that have a larger volume of students but lower capture rates
- Capture rates disproportionately lower for Males and Hispanic high school students- SWC opportunity for targeted recruitment

# Institutional Research (IR) & Planning

John Elder, IRP Analyst

Christina Buelna, IRP Analyst

Bill Abasolo, IRP Dean

E-mail: [swcresearchgp@swccd.edu](mailto:swcresearchgp@swccd.edu)

Website: <https://www.swccd.edu/administration/institutional-research-and-planning/index.aspx>

Check out our Data Dashboards:

<https://www.swccd.edu/administration/institutional-research-and-planning/data-dashboards.aspx>

