

Fast Facts 2018-2019

Southwestern Community College District ¹ Accredited since 1964.

Southwestern Campus Chula Vista, CA 91910
National City Higher Education Center National City, CA 91950
Otay Mesa Higher Education Center San Diego, CA 92154
San Ysidro Higher Education Center San Ysidro, CA 92173
Crown Cove Aquatic Center Coronado, CA 92118

Degrees and Certificates Awarded ²

Academic Year 2018-19

ASSOCIATE DEGREES: 1,874
CERTIFICATES: 901



Headcount Enrollment ³

Academic Year 2018-19

ANNUAL ENROLLMENT: 28,397
ENROLLMENT CHANGE 2017-18 TO 2018-19: +3.6%

Fall 2018

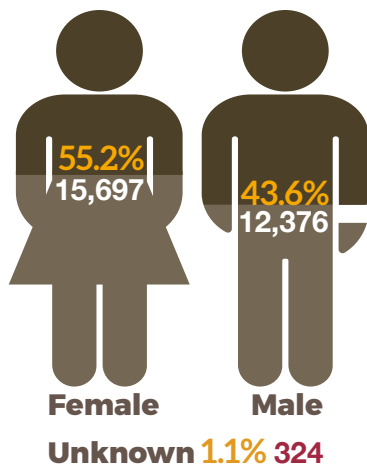
FALL ENROLLMENT: 19,753
Enrollment change Fall 2017 to Fall 2018: -0.2%

5 2018-19 Most Popular Majors

1. Nursing
2. Business Administration
3. Psychology
4. Biology
5. Administration of Justice

Enrollment by Gender ⁵

Academic Year 2018-19

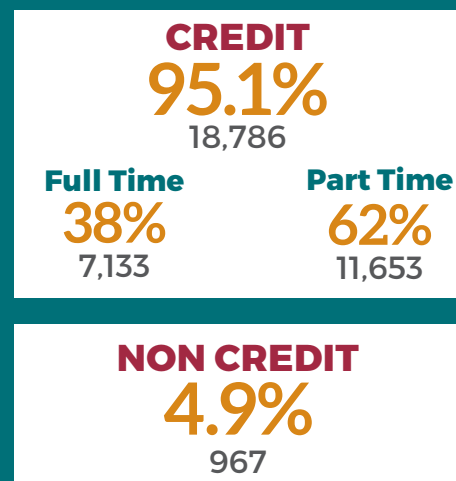


Enrollment by Age ⁷

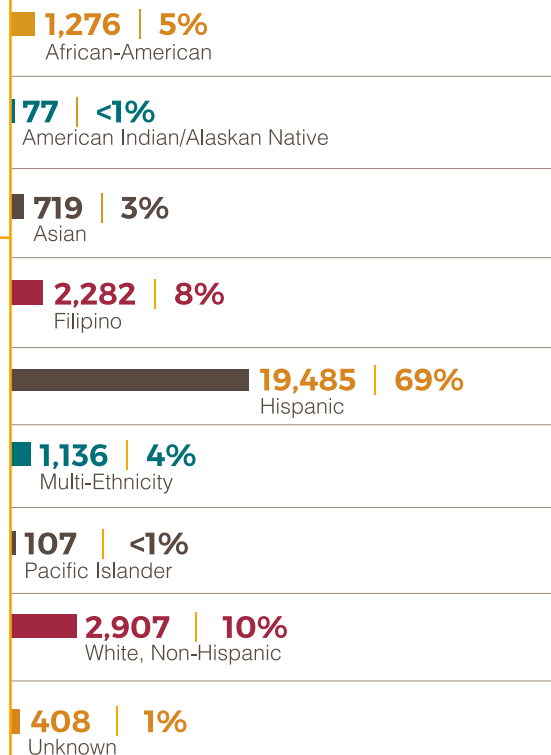
Academic Year 2018-19

<25: 17,955 (63.2%)
25-39: 6,682 (23.5%)
40+: 3,754 (13.2%)
Unknown: 6 (0.02%)
Average: 28
Median: 23

Fall 2018 Enrollment by Full-time/Part-time/Noncredit ⁴



Enrollment by Race/Ethnicity ⁶ Academic Year 2018-19



Vision

Southwestern College is the leader in equitable education that transforms the lives of students and communities.

Other Significant **Demographic** and **Institutional Characteristics**⁹

- Non-U.S. citizens (Fall 2018): **1,729 (9%)**
- Students with prior bachelor's degree or higher (Fall 2018): **551 (3%)**
- Military Friendly School designation
- Minority Serving Institution meeting criteria as:
 - Hispanic Serving Institution (HSI)
 - Asian American and Native American Pacific Islander Serving Institution (AANAPISI)

Enrollment from SWC Service Area¹⁰

76%
of
incoming
students
from within
the SWC
service
area

City or Community	Percentage
Bonita	2.5%
Chula Vista	44.3%
Imperial Beach	2.9%
National City	5.7%
Coronado	0.3%
Otay Mesa	13.7%
San Ysidro	6.8%
Other communities outside SWC Service Area	23.8%
Total	100%

Revenues by Source¹²

Fiscal Year 2017-2018


Revenue Source	Amount	%
Tuition	\$4,855,319	2.5%
Federal	\$5,735,478	2.9%
State	\$85,858,951	43.5%
Local	\$53,182,207	27.0%
Other	\$47,451,728	24.1%
Total	\$197,083,683	100%

Student Financial Aid Students Receiving Financial Aid by Award Type¹⁵ Academic Year 2017-18

	Students	%
California College Promise Grant	15,695	57.3%
Cal Grant B	2,087	7.6%
Cal Grant C	90	0.3%
EOPS Grant	2,267	8.3%
Pell Grant	6,752	24.6%
Federal Loans	256	0.9%
Federal Work Study	137	0.5%
Receiving Any Financial Aid	15,990	58.3%

Students may receive multiple types of financial aid.

Average Annual Tuition & Fees California Public Colleges¹¹ 2018-19



2- & 4-Year Colleges

2018-19 in-district tuition and fees at public 2-year colleges **\$1,430**

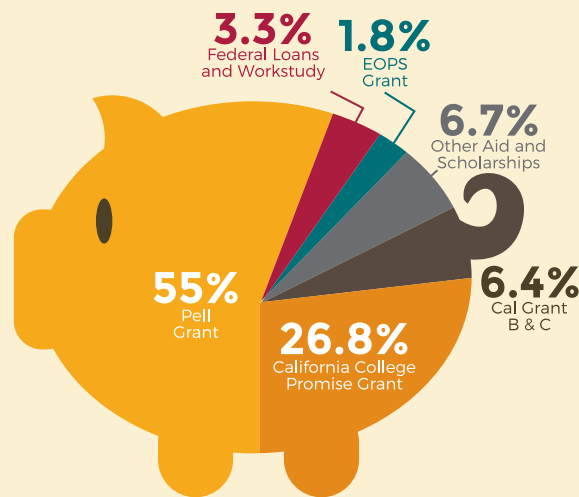
2018-19 in-state tuition and fees at public 4-year colleges **\$9,870**

Median Annual Earnings of Full-time Employees by Educational Attainment¹³

Less than high school diploma	\$26,780
High school graduate, no college	\$37,336
Associate degree or some college	\$41,548
Bachelor's degree	\$61,828
Master's or higher degree	\$75,457

Student Financial Aid

Financial Aid Awards by Type¹⁴ Academic Year 2017-2018



Total Student Financial Aid \$47,270,856

¹ Source: Southwestern College, <https://www.swccd.edu/>

² Source: Southwestern Community College District Data Warehouse

³ Source: CCC Chancellor's Office MIS Data Mart, <https://datamart.cccco.edu/DataMart.aspx>

⁴ Source: CCC Chancellor's Office MIS Data Mart, <https://datamart.cccco.edu/DataMart.aspx>

⁵ Source: CCC Chancellor's Office MIS Data Mart, <https://datamart.cccco.edu/DataMart.aspx>

⁶ Source: CCC Chancellor's Office MIS Data on Demand, <https://misweb.cccco.edu/dataondemand/login.aspx>; Southwestern Community College District Data Warehouse

⁷ Source: CCC Chancellor's Office MIS Data Mart, <https://datamart.cccco.edu/DataMart.aspx>;

Southwestern Community College District Data Warehouse

⁹ Source: CCC Chancellor's Office MIS Data Mart, <https://datamart.cccco.edu/DataMart.aspx>; US

Department of Education College Scorecard, <https://collegescorecard.ed.gov/school/?123800-Southwestern-College>; Southwestern College, <https://www.swccd.edu/>

¹⁰ Source: Southwestern Community College District Data Warehouse

¹¹ Source: American Council of Education (ACE), Higher Education Today, <https://trends.collegeboard.org/college-pricing/figures-tables/variation-published-prices#Published%20Tuition%20and%20Fees%20by%20Region%20and%20by%20State>

¹² Source: Integrated Postsecondary Education Data System (IPEDS) 2017-18 Finance Survey

¹³ Source: Bureau of Labor Statistics, Second Quarter Median Earnings, https://www.bls.gov/news.release/archives/wkyeng_07192017.pdf

¹⁴ Source: CCC Chancellor's Office MIS Data Mart, <https://datamart.cccco.edu/DataMart.aspx>

¹⁵ Source: CCC Chancellor's Office MIS Data Mart, <https://datamart.cccco.edu/DataMart.aspx>